

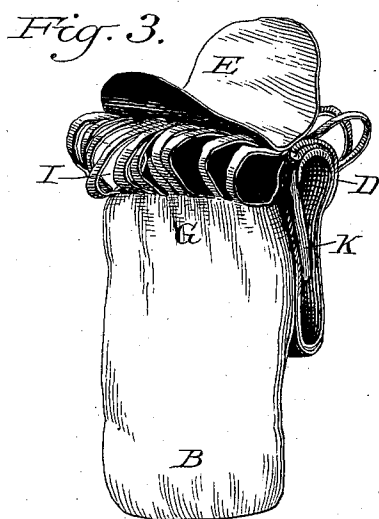
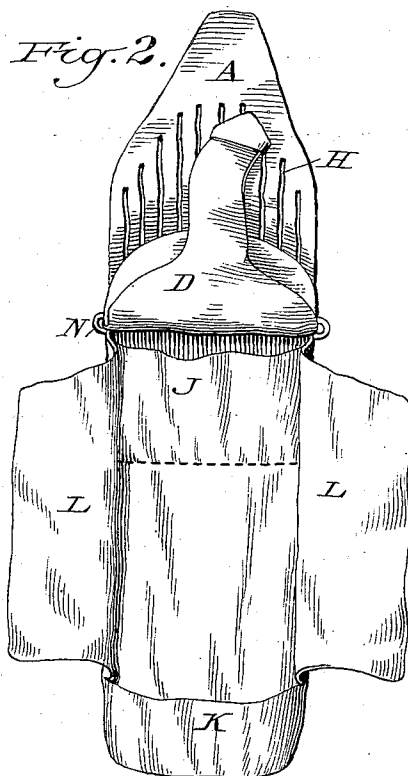
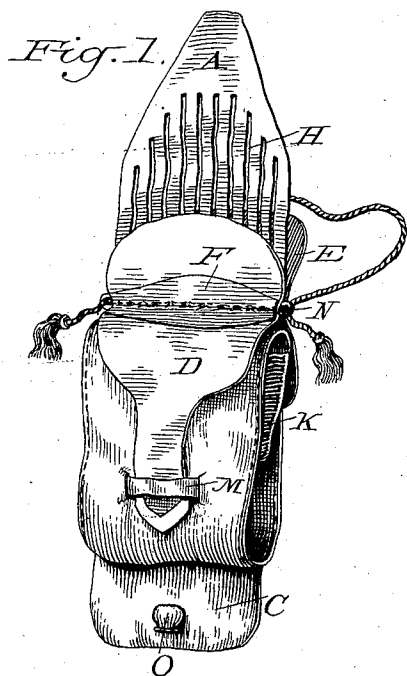
(No Model.)

W. B. PUTNAM & H. C. HOFFMAN.

POCKET BOOK.

No. 334,609.

Patented Jan. 19, 1886.



Witnesses:

W. R. Lipscomb.  
J. B. Harris.

Inventor:

William B. Putnam  
Henry C. Hoffman.

# UNITED STATES PATENT OFFICE.

WILLIAM B. PUTNAM AND HENRY C. HOFFMAN, OF LAMAR, MISSOURI;  
SAID HOFFMAN ASSIGNOR TO SAID PUTNAM.

## POCKET-BOOK.

SPECIFICATION forming part of Letters Patent No. 334,609, dated January 19, 1886.

Application filed March 12, 1885. Serial No. 158,573. (No model.)

*To all whom it may concern:*

Be it known that we, WILLIAM B. PUTNAM and HENRY C. HOFFMAN, citizens of the United States, residing at Lamar, in the county of Barton and State of Missouri, have invented a new and useful Specie-Purse and Pocket-Book Combined, of which the following is a correct specification.

Our invention relates to a combination pocket-book; and the object of our improvement is, first, to provide that which will in itself have all the requirements of two separate articles; second, to provide an article that will be a puzzle, as well as a novelty.

Similar figures refer to similar parts throughout the several views.

Figure 1 represents the side which contains the bill-holder folded and closed. Fig. 2 represents the bill-holder open to receive the bill. Fig. 3 represents the specie-purse open.

A shows the upper part of the article; B, the lower end of the part A; C, a part which is attached by the edges to the opposite side of B.

D is an oval piece of leather sewed to a corresponding piece, E, on the opposite side, the stitches passing through between the lower ends of the slots or fissures represented by the perpendicular parallel lines H in the part A and passing through the upper edge of the part C, holding all securely.

F represents an oblong piece of leather, pared thin at the edges and cemented to the two flaps D and E, respectively, the purpose of which is to conceal the stitches above mentioned.

G is a semi-oblong part secured by the upper edge to the upper portion of B and running parallel with the lower ends of the slots H.

N represents clasps of metal fitted at each end of the parts D and E, its purpose being

to conceal the ends of the above-mentioned parts and afford a convenient place for securing a cord, in order that the article may be used as a lady's hand purse, as well as a gentleman's pocket-book.

O is a clasp for securing the top end of A to the lower part of C, thus forming the whole into a compact body to be easily carried in the pocket. By grasping the upper edge of E and G and pulling in opposite directions the slots H will pull through between the flaps D and E, and be as represented at i, thereby opening the purse sufficiently to admit coins to the size of a standard silver dollar. By grasping A and B and pulling in opposite directions the slots will gradually pull back through between D and E, closing it all securely and concealing the opening.

J represents a stamp-pocket; K, a pocket in which to place the end of the bills. Then by folding the parts L to the center and rolling the end K up, as in Fig. 1, and then by running the strap of D through the loop M, will fasten all securely.

The purpose of D and E is to conceal the lower ends of the slots in A, in order that the mode or manner of opening the receptacle for coin may be a complete puzzle.

What we claim, and desire to procure by Letters Patent of the United States, is—

An improved article of manufacture consisting of the parts A, B, C, O, K, and L, as shown and described, and furnished with the attachments D, E, F, G, H, N, and J, all forming a purse for coin, a holder for bills, and a pocket for stamps, as set forth.

WILLIAM B. PUTNAM.  
HENRY C. HOFFMAN.

Witnesses:

J. W. LOWRY,  
D. S. PIERCE.