



(12) **United States Design Patent**
Boggs et al.

(10) **Patent No.:** **US D717,452 S**
(45) **Date of Patent:** **** Nov. 11, 2014**

(54) **ORGAN PROTECTION LAYER**

FOREIGN PATENT DOCUMENTS

(71) Applicant: **Smith & Nephew, Inc.**, Memphis, TN (US)

DE 3539533 A1 5/1987
EP 0122085 B1 6/1987

(Continued)

(72) Inventors: **Michael Paul Boggs**, New Port Richey, FL (US); **Edward Yerbury Hartwell**, Hull (GB); **James D. Lattimore**, Safety Harbor, FL (US); **Michael B. Mosholder**, Palm Harbor, FL (US)

OTHER PUBLICATIONS

U.S. Appl. No. 12/886,088, filed Sep. 20, 2010, including its ongoing prosecution history, including without limitation Office Actions, Amendments, Remarks, and any other potentially relevant documents, Lattimore et al.

(Continued)

(73) Assignee: **Smith & Nephew, Inc.**, Memphis, TN (US)

(**) Term: **14 Years**

Primary Examiner — Michael A Pratt

Assistant Examiner — Michelle E Wilson

(21) Appl. No.: **29/470,421**

(74) *Attorney, Agent, or Firm* — Knobbe, Martens, Olson & Bear LLP

(22) Filed: **Oct. 21, 2013**

Related U.S. Application Data

(62) Division of application No. 29/363,038, filed on Jun. 3, 2010, now Pat. No. Des. 692,565.

(51) **LOC (10) Cl.** **24-04**

(52) **U.S. Cl.**
USPC **D24/189**

(58) **Field of Classification Search**
USPC D24/200, 206, 209, 210, 185–187, D24/188–189, 214, 215, 133; 128/858, 859, 128/846, 866, DIG. 26; 601/15, 16, 21, 46, 601/48, 64, 80, 134–137; 602/17, 74; 606/204.35, 204.45, 204.25, 204.15; 607/96, 98, 99, 1, 100–102; D28/9
See application file for complete search history.

(57) **CLAIM**

The ornamental design for an organ protection layer, as shown and described.

DESCRIPTION

FIG. 1 is a perspective view of an organ protection layer. FIG. 2 is a top plan view of the organ protection layer of FIG. 1.

FIG. 3 is a bottom plan view of the organ protection layer of FIG. 1.

FIG. 4 is a right or left side elevation view of the organ protection layer of FIG. 1; and,

FIG. 5 is a front or rear elevation view of the organ protection layer of FIG. 1.

The dotted lines in the center of the organ protection layer form no part of the claimed design. The dashed lines radiating outward from the center of the organ protection layer illustrate a pattern of opening in the organ protection layer and form a part of the claimed design.

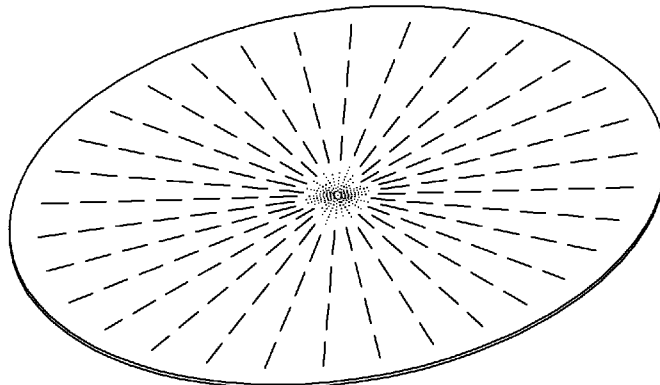
(56) **References Cited**

U.S. PATENT DOCUMENTS

1,066,934 A 7/1913 Manney
4,252,119 A 2/1981 Coates

(Continued)

1 Claim, 3 Drawing Sheets



(56)

References Cited

U.S. PATENT DOCUMENTS

4,341,207 A 7/1982 Steer et al.
 4,360,015 A 11/1982 Mayer
 4,360,021 A 11/1982 Stima
 4,499,896 A 2/1985 Heinecke
 4,561,435 A 12/1985 McKnight et al.
 4,699,134 A 10/1987 Samuelsen
 4,759,354 A 7/1988 Quarfoot
 4,798,603 A 1/1989 Meyer et al.
 4,867,150 A 9/1989 Gilbert
 4,875,473 A 10/1989 Alvarez
 4,882,213 A 11/1989 Gaddis et al.
 4,969,880 A 11/1990 Zamierowski
 4,997,425 A 3/1991 Shioya et al.
 5,080,661 A 1/1992 Lavender et al.
 5,149,331 A 9/1992 Ferdman et al.
 5,218,973 A 6/1993 Weaver et al.
 5,261,893 A 11/1993 Zamierowski
 5,264,218 A 11/1993 Rogozinski
 5,322,695 A 6/1994 Shah et al.
 5,336,209 A 8/1994 Porzilli
 5,445,604 A 8/1995 Lang
 5,486,158 A 1/1996 Samuelson
 5,496,605 A 3/1996 Augst et al.
 5,527,293 A 6/1996 Zamierowski
 5,549,584 A 8/1996 Gross
 5,593,395 A 1/1997 Martz
 5,599,289 A 2/1997 Castellana
 5,616,387 A 4/1997 Augst et al.
 5,633,007 A 5/1997 Webb et al.
 5,636,643 A 6/1997 Argenta et al.
 5,645,081 A 7/1997 Argenta et al.
 5,681,579 A 10/1997 Freeman
 5,713,881 A 2/1998 Rezai et al.
 5,714,225 A 2/1998 Hansen et al.
 5,733,305 A 3/1998 Fleischmann
 5,759,570 A 6/1998 Arnold
 5,792,090 A 8/1998 Ladin
 5,810,755 A 9/1998 LeVeen et al.
 5,885,237 A 3/1999 Kadash et al.
 5,899,893 A 5/1999 Dyer et al.
 5,958,420 A 9/1999 Jenson
 5,981,822 A * 11/1999 Addison 602/41
 5,985,990 A 11/1999 Kantner et al.
 6,071,267 A 6/2000 Zamierowski
 6,087,549 A 7/2000 Flick
 6,117,111 A 9/2000 Fleischmann
 6,142,982 A 11/2000 Hunt et al.
 6,203,563 B1 3/2001 Fernandez
 6,293,281 B1 9/2001 Shultz et al.
 6,345,623 B1 2/2002 Heaton et al.
 6,350,339 B1 2/2002 Sessions
 6,398,767 B1 6/2002 Fleischmann
 6,458,109 B1 10/2002 Henley et al.
 6,553,998 B2 4/2003 Heaton et al.
 6,680,113 B1 1/2004 Lucast et al.
 6,685,681 B2 2/2004 Lockwood et al.
 6,752,794 B2 * 6/2004 Lockwood et al. 604/313
 6,794,554 B2 * 9/2004 Sessions et al. 602/46
 6,797,855 B2 9/2004 Worthley
 6,814,079 B2 11/2004 Heaton et al.
 6,838,589 B2 1/2005 Liedtke et al.
 6,855,135 B2 2/2005 Lockwood et al.
 6,951,553 B2 10/2005 Bubb et al.
 6,974,428 B2 12/2005 Knutson et al.
 7,004,915 B2 2/2006 Boynton et al.
 7,005,556 B1 2/2006 Becker et al.
 7,030,288 B2 4/2006 Liedtke et al.
 7,041,868 B2 5/2006 Greene et al.
 7,137,968 B1 11/2006 Burrell et al.
 7,291,762 B2 11/2007 Flick
 7,335,809 B2 2/2008 Riesinger
 7,338,482 B2 3/2008 Lockwood et al.
 7,381,859 B2 6/2008 Hunt et al.
 7,518,031 B2 4/2009 Liedtke et al.
 7,645,269 B2 1/2010 Zamierowski

7,722,582 B2 5/2010 Lina et al.
 7,794,438 B2 9/2010 Henley et al.
 2001/0027285 A1 10/2001 Heinecke et al.
 2001/0034499 A1 10/2001 Sessions et al.
 2002/0065494 A1 5/2002 Lockwood et al.
 2002/0082567 A1 6/2002 Lockwood et al.
 2002/0161346 A1 10/2002 Lockwood et al.
 2004/0064111 A1 4/2004 Lockwood et al.
 2004/0162512 A1 8/2004 Liedtke et al.
 2005/0113733 A1 5/2005 Liedtke et al.
 2005/0131327 A1 * 6/2005 Lockwood et al. 602/41
 2005/0143697 A1 6/2005 Riesinger
 2005/0181163 A1 * 8/2005 Kose 428/40.1
 2006/0041247 A1 * 2/2006 Petrosenko et al. 604/543
 2006/0142687 A1 6/2006 Liedtke et al.
 2006/0178608 A1 * 8/2006 Stapf 602/42
 2006/0241689 A1 * 10/2006 Leiboff et al. 606/213
 2007/0142761 A1 * 6/2007 Aali 602/42
 2008/0095979 A1 * 4/2008 Hatanaka et al. 428/137
 2008/0213344 A1 9/2008 McCarthy et al.
 2008/0243044 A1 10/2008 Hunt et al.
 2009/0099519 A1 4/2009 Kaplan
 2009/0130186 A1 5/2009 McCarthy et al.
 2009/0177136 A1 7/2009 Liedtke et al.
 2009/0227969 A1 9/2009 Jaeb et al.
 2009/0240185 A1 9/2009 Jaeb et al.
 2010/0069829 A1 3/2010 Hutchinson et al.
 2010/0069858 A1 3/2010 Olson
 2010/0069885 A1 3/2010 Stevenson et al.
 2010/0100022 A1 4/2010 Greener et al.
 2010/0106115 A1 4/2010 Hardman et al.
 2010/0106117 A1 4/2010 Lockwood et al.

FOREIGN PATENT DOCUMENTS

EP 0418607 A1 3/1991
 EP 0485657 5/1992
 EP 0617938 A1 3/1994
 EP 0638301 A1 2/1995
 EP 0670705 B1 9/1995
 EP 465601 B1 1/1997
 EP 0762860 B1 12/1997
 EP 0651983 B1 9/1998
 EP 777504 B1 10/1998
 EP 688189 B1 9/2000
 EP 865304 B1 7/2001
 EP 0875222 B1 7/2002
 EP 853950 B1 10/2002
 EP 1513478 B1 4/2003
 EP 1088569 B1 8/2003
 EP 1219311 B1 7/2004
 EP 1018967 B1 8/2004
 EP 1440667 B1 3/2006
 EP 1284777 B1 4/2006
 EP 620720 B1 11/2006
 EP 1772160 B1 6/2009
 GB 1063066 3/1967
 GB 2085305 A 1/1985
 GB 2329127 B 3/1999
 GB 2357286 B 11/2003
 GB 2389794 A 12/2003
 GB 2365350 B 8/2004
 GB 2423019 A 8/2006
 WO 92/13713 A1 8/1992
 WO 93/00056 A1 1/1993
 WO 94/020041 9/1994
 WO 96/24316 A1 8/1996
 WO 97/43991 A1 11/1997
 WO 98/38955 A1 9/1998
 WO 00/07653 2/2000
 WO 00/61206 10/2000
 WO 01/49233 A1 7/2001
 WO 01/085248 A1 11/2001
 WO 02/05737 A1 1/2002
 WO 02/26180 A1 4/2002
 WO 02/39940 A2 5/2002
 WO 02/41878 A2 5/2002
 WO 02/45761 A1 6/2002
 WO 02/091965 A1 11/2002

(56)

References Cited

FOREIGN PATENT DOCUMENTS

WO	WO 2004/018020	A1	3/2004
WO	WO 2006/130594	A2	12/2006
WO	WO 2007/075379	A2	7/2007
WO	WO 2008/039839	A2	4/2008
WO	WO 2008/040681	A1	4/2008
WO	WO 2008/064503	A1	6/2008
WO	WO 2008/104609	A1	9/2008
WO	WO 2009/011856	A1	1/2009
WO	WO 2009/070905	A1	6/2009
WO	WO 2010/033271	A1	3/2010
WO	WO 2010/033574	A1	3/2010
WO	WO 2010/033613	A1	3/2010
WO	WO 2010/051068		5/2010
WO	WO 2010/051073	A1	5/2010
WO	WO 2010/072309	A1	7/2010

OTHER PUBLICATIONS

Bagautdinov, N.A., "Variant of External Vacuum Aspiration in the Treatment of Purulent Diseases of Soft Tissues," in current Problems in Modern Clinical Surgery: Interdepartmental Collection, edited by V. Ye. Volkov et al. (Chuvashia State University, Cheboksary, USSR 1986) pp. 94-96.

Barker et al., "Vacuum Pack Technique of Temporary Abdominal Closure"; J. of Traumatic Injury, Infection, and Critical Care, vol. 48, No. 2 (2000).

Brock, et al.; Temporary Closure of Open Abdominal Wounds: The Vacuum Pack; The American Surgeon; Jan. 1995; p. 30-35; vol. 61, No. 1.

Fleischmann et al., "Vacuum sealing for treatment of soft tissue damage in open fractures," Der Unfallchirurg 1993;96(9):488-92.

Garner et al., "Vacuum-assisted wound closure provides early fascial reapproximation in trauma patients with open abdomens," Am. J. of Surgery 1282 (2001) 630-638.

Harris, "A new technique of skin grafting using Stei-Grefte and a self-adhering foam pad," Brit. J. of Plastic Surg., vol. 34, No. 2, (Apr. 1981), pp. 181-185.

"Hydrocolloids," J. of Wound Care, vol. 1, No. 2, (Jul.-Aug. 1992), pp. 27-30.

Jeter, K. "Managing Draining Wounds and Fistulae: New and Established Methods" Chronic Wound Care pp. 240-246, 1990.

KCI Licensing, "V.A.C. Abdominal Dressing System Advanced Management of the Open Abdomen," 2004.

Navsaria et al.: "Temporary closure of open abdominal wounds by the modified sandwich-vacuum pack technique", British Journal of Surgery 2003; 90: 718-722.

Nicholas, J.M., Options for Management of the Open Abdomen, Presentation from Emory University School of Medicine, 66 pgs. Invited Speaker American College of Surgeons 32nd Annual Spring Meeting, General Session 12—Presentation and Panel Discussion on the Open Abdomen in General Surgery—How Do You Close the Abdomen When You Can't—Boston Marriott Copley Place Hotel, Boston, MA Apr. 26, 2004.

Orgill, D.P., et al., Guidelines for Treatment of Complex Chest Wounds with Negative Pressure Wound Therapy, *Wounds, A Compendium of Clinical Research and Practice*, Suppl. B, Dec. 1-23, 2004.

Schein et al., "The 'Sandwich Technique' in the Management of the Open Abdomen," British Journal of Surgery, 1986, vol. 73, May, pp. 369-370.

Smith, et al.; Vacuum Pack Technique of Temporary Abdominal Closure: A Four-Year Experience; The American Surgeon; Dec. 1997; p. 1102-1108; vol. 63, No. 12.

Solovev, V.A. "Treatment and Prevention of Suture Failures after Gastric Resection" (Dissertation Abstract) (S.M. Kirov Gorky State Medical Institute, Gorky USSR 1988).

* cited by examiner

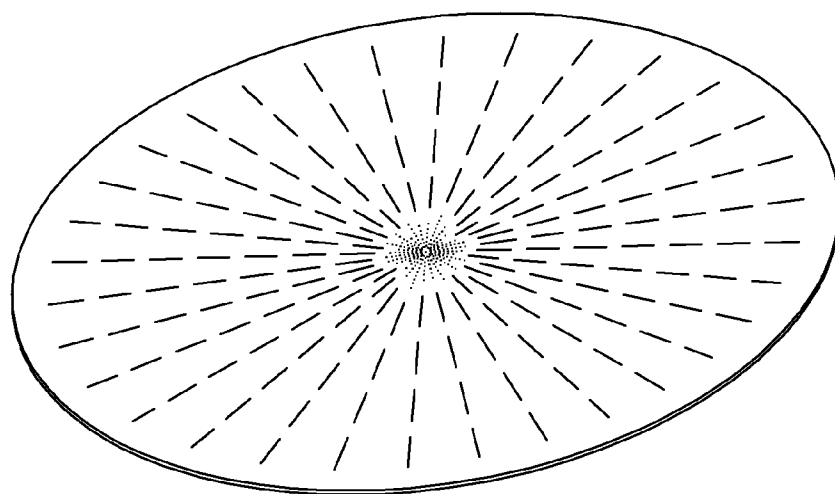


FIG. 1

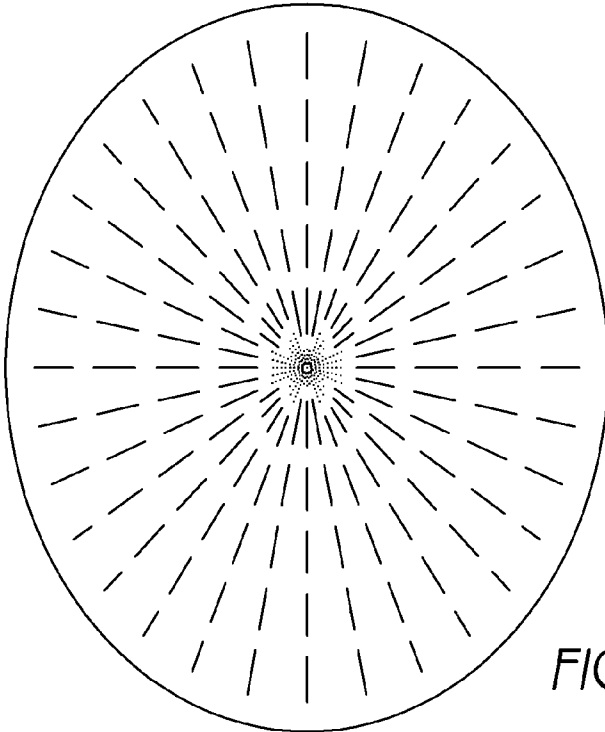


FIG. 2

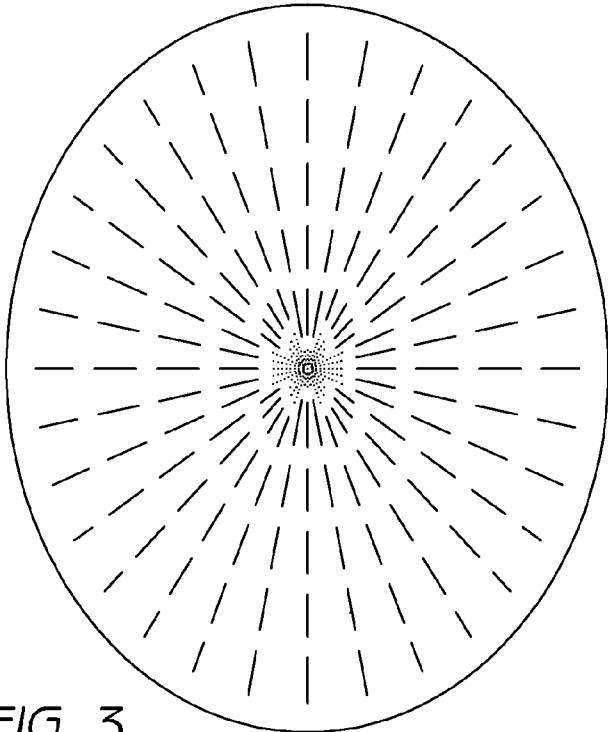


FIG. 3



FIG. 4



FIG. 5