

J. & W. Turnbull,

Curtain Fixture.

No. 100,341.

Patented Mar. 1. 1870.

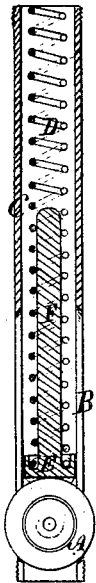


Fig. 1.



Fig. 2.

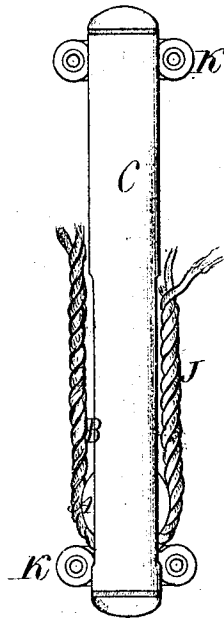


Fig. 3.

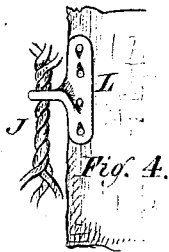


Fig. 4.

Witnesses.

Samuel C. Riggs

Geo Crawford

Inventors.

James Turnbull
Wm Turnbull

United States Patent Office.

JAMES TURNBULL AND WILLIAM TURNBULL, OF VANCOUVER, WASHINGTON TERRITORY.

Letters Patent No. 100,341, dated March 1, 1870.

IMPROVED CURTAIN-FIXTURE.

The Schedule referred to in these Letters Patent and making part of the same.

To all whom it may concern:

Be it known that we, JAMES TURNBULL and WILLIAM TURNBULL, of the city of Vancouver, in the county of Okuk, in the Territory of Washington, have invented a new and improved Curtain-Fixture; and we do hereby declare that the following is a full and exact description of the same, reference being had to the accompanying drawings, and to the figures and letters of reference marked thereon.

Our invention consists of a cylinder or pipe, C, in which is placed a pulley, A.

Figure 1 shows the construction of a variety, where the cap I screws on at either end.

Figure 2, the pulley A, stem F, and center and tangs G.

Figure 3 shows a construction where lugs, K, are used in fastening the pipe C to the wall, in their ends being screw-holes.

Figure 4 shows a piece of metal intended to be placed on the edge of the curtain.

The curtain-cord passes around the pulley A, the pulley being in the lower turn of the cord.

This pulley A is peculiar in having a "boss" on either side, seen at G, fig. 2, and on plan at A, fig. 1. The diameter is almost as great as at the inner part of the pipe C.

The pipe C is provided with a slot, B, in which A rises or falls freely, it being open at the lower end in order to put in the pulley.

The bosses described above prevent the pulley from falling out of the slot.

Around the stem F a spiral spring, D, is coiled, which presses the curtain-cord in the lower turn through the pulley A, and its center and tangs G, all of which is within the pipe C except a small part of the periphery of the pulley A, seen at a, fig. 3.

The ends of the pipe may be finished in many ways; the inventors wish to describe three ways of so doing: First, by a cap, I either inside or outside the pipe C, fastened by screws around its circumference; second, by a cap fastened by a pin, rivet, or screw passing through the shell in the direction of the diameter; or, third, by a plug of wood introduced on the inside of the pipe, or on the outside, as in the manner of the metal one described for No. 2.

In addition to the lugs K, the inventors describe

another method of fastening the pipe C to the jamb, viz:

A large hole, H, is bored through the outside of the pipe on each end, (see figs 1 and 3,) large enough to allow a screw-head to pass through freely. The inside of the pipe is rimmed, and pierced by a smaller hole, on which the screw-head fastens.

The pulley A, tangs and center G, may be cast.

The pulley A being already made and placed in the "flask," the stem F and tangs G are now cast, and running through the eye-hole in A, make a center therefor; or the tangs may be drilled, and a rivet put through. An annular groove, E, may be made on the stem F.

The piece L, fig. 4, is made of a flat piece of metal, through which holes are pierced for sewing or attaching to the cloth, and at the side is a projection, through which is a large hole, large enough to allow the curtain-cord J to pass freely. This projection is turned or twisted, so that its face or flat part is at right angles to that on the curtain. This piece might be cast instead of being made in this way.

Its use is for this purpose:

When the window is up, the wind sometimes dashes the curtain and stick violently against the wall, marring it or objects near, and damage is done sometimes to other windows; the curtains get to rattling and break the glass. It is also useful for another purpose, that of keeping the curtain straight on the roller as it is raised or lowered.

The reason for using a spring in connection with the cord-pulley, is that all cordage is slack at times, and tense at others, as it may be dry or damp, and by the means described above, these difficulties are overcome, and the curtain is always in adjustment for use.

Claim.

We claim the slotted pipe C, the spiral spring D, stem F, tangs G, pulley A, lugs K, and holes H; also piece L, and manner of making cap I, when used in combination as described, and for the purpose set forth.

JAMES TURNBULL.

WILLIAM TURNBULL.

Witnesses:

C. HOPKINS,

W. W. SKINNER.