

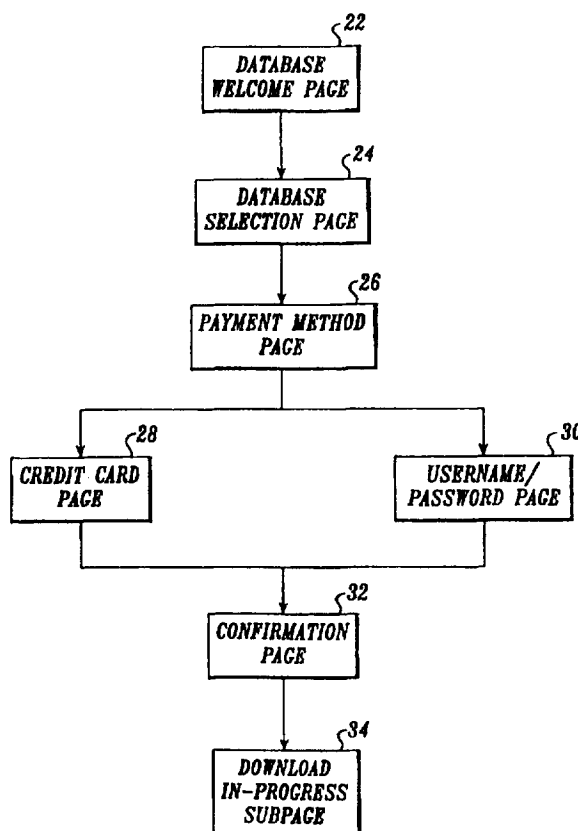


INTERNATIONAL APPLICATION PUBLISHED UNDER THE PATENT COOPERATION TREATY (PCT)

(51) International Patent Classification ⁶ : G06F 1/00	A1	(11) International Publication Number: WO 98/02793 (43) International Publication Date: 22 January 1998 (22.01.98)
(21) International Application Number: PCT/US97/12021 (22) International Filing Date: 11 July 1997 (11.07.97) (30) Priority Data: 60/021,702 12 July 1996 (12.07.96) US Not furnished 22 May 1997 (22.05.97) US (71) Applicant: ALLIEDSIGNAL INC. [US/US]; 101 Columbia Road, P.O. Box 2245, Morristown, NJ 07962-2245 (US). (72) Inventors: DILLARD, Kelly, E.; 1817 Ferrel Drive, Olathe, KS 66061 (US). GODDARD, David, L.; 6339 Berry Road, Kansas City, KS 66106 (US). SMITH, David, L.; 553 N. Mur-Len #300, Olathe, KS 66062 (US). (74) Agents: CRISS, Roger, H. et al.; AlliedSignal Inc., Law Dept. (C.A. McNally), 101 Columbia Road, P.O. Box 2245, Morristown, NJ 07962-2245 (US).		(81) Designated States: European patent (AT, BE, CH, DE, DK, ES, FI, FR, GB, GR, IE, IT, LU, MC, NL, PT, SE). Published <i>With international search report.</i> <i>Before the expiration of the time limit for amending the claims and to be republished in the event of the receipt of amendments.</i>

(54) Title: COPY PROTECTION FOR DATABASE UPDATES TRANSMITTED VIA THE INTERNET**(57) Abstract**

A system for transmitting a database or other software over a communication link, such as the Internet, which prevents unauthorized use. In order to prevent such unauthorized use, the customer's equipment, such as a GPS unit, is provided with a unique software key. The updated database is ordered over the communication link by providing the unique software key and may include electronic payment information. The database is encrypted, for example, as a function of the unique software key and transmitted over the communication link in encrypted form along with an upload program. The upload program only allows the encrypted database to be uploaded into a unit with a matching software key. As such, the system allows updated databases to be transmitted rather quickly and easily over a communication link while preventing unauthorized use.



FOR THE PURPOSES OF INFORMATION ONLY

Codes used to identify States party to the PCT on the front pages of pamphlets publishing international applications under the PCT.

AL	Albania	ES	Spain	LS	Lesotho	SI	Slovenia
AM	Armenia	FI	Finland	LT	Lithuania	SK	Slovakia
AT	Austria	FR	France	LU	Luxembourg	SN	Senegal
AU	Australia	GA	Gabon	LV	Latvia	SZ	Swaziland
AZ	Azerbaijan	GB	United Kingdom	MC	Monaco	TD	Chad
BA	Bosnia and Herzegovina	GE	Georgia	MD	Republic of Moldova	TG	Togo
BB	Barbados	GH	Ghana	MG	Madagascar	TJ	Tajikistan
BE	Belgium	GN	Guinea	MK	The former Yugoslav Republic of Macedonia	TM	Turkmenistan
BF	Burkina Faso	GR	Greece			TR	Turkey
BG	Bulgaria	HU	Hungary	ML	Mali	TT	Trinidad and Tobago
BJ	Benin	IE	Ireland	MN	Mongolia	UA	Ukraine
BR	Brazil	IL	Israel	MR	Mauritania	UG	Uganda
BY	Belarus	IS	Iceland	MW	Malawi	US	United States of America
CA	Canada	IT	Italy	MX	Mexico	UZ	Uzbekistan
CF	Central African Republic	JP	Japan	NE	Niger	VN	Viet Nam
CG	Congo	KE	Kenya	NL	Netherlands	YU	Yugoslavia
CH	Switzerland	KG	Kyrgyzstan	NO	Norway	ZW	Zimbabwe
CI	Côte d'Ivoire	KP	Democratic People's Republic of Korea	NZ	New Zealand		
CM	Cameroon	KR	Republic of Korea	PL	Poland		
CN	China	KZ	Kazakstan	PT	Portugal		
CU	Cuba	LC	Saint Lucia	RO	Romania		
CZ	Czech Republic	LI	Liechtenstein	RU	Russian Federation		
DE	Germany	LK	Sri Lanka	SD	Sudan		
DK	Denmark	LR	Liberia	SE	Sweden		
EE	Estonia			SG	Singapore		

COPY PROTECTION FOR DATABASE UPDATES TRANSMITTED VIA THE INTERNET

CROSS REFERENCE TO RELATED APPLICATIONS

5

The present application is based upon and claims priority of U.S. Provisional Application No. 60/021,702, filed on July 12, 1996.

10

BACKGROUND OF THE INVENTION

1. Field of the Invention

15 The present invention relates to a system for protecting the unauthorized use of software transmitted over a communication link and more particularly to a system in which the software is encrypted with a unique software key that only allows the software to be uploaded into a unit, such as global positioning system (GPS) unit, with a matching software key.

2. Description of the Prior Art

20

Global positioning systems are known to be used in aircraft and other vehicles for navigation. Such GPS systems not only provide the position of the aircraft or vehicle but may also be integrated with topographical and/or navigational data, such as terrain and airport topographical data as well as highway maps stored in a

25

-2-

database, to provide an indication of the vehicle or aircraft relative to the topographical data or highway information. For example, as disclosed in U.S. Patent Application Serial No. 08/509,642 filed on July 31, 1995, assigned to the same assignee of the present invention, the topographical data, such as the elevation of the highest obstacles within a predetermined region, are stored in a memory device aboard the aircraft. The GPS allows the topographical data to be displayed as a function of the position of the aircraft.

Often times, the topographical and navigational data needs to be updated due to changing topography and highway information. Because of the relative ease in which software that is transmitted over the Internet can be duplicated, updates of the topographical data is known to be provided in a diskette or cartridge form and mailed to the customers. Typically, users of such integrated GPS systems must first determine if an update is available by checking with the database vendor. Orders are typically placed by telephone. The update diskette or cartridge is then mailed to the customer. As such, from the time the order is placed, considerable time passes before the updated topographical data is actually received by the customer so it can be uploaded into the customer's integrated GPS unit. The delay is even more acute for international customers for which the mailing time is considerably greater.

There are other problems associated with providing updated topographical and navigational data on diskettes or cartridges to a customer. For example, for customers that have multiple integrated GPS units, the customer may choose to upload the updated data onto such multiple units even though the customer has only paid for the update for a single unit. The customer may also transfer the update diskette or cartridge to another unauthorized user.

- 3 -

SUMMARY OF THE INVENTION

It is an object of the present invention to solve various problems in the prior art.

It is yet another object of the present invention to provide a system for preventing
5 unauthorized use of a database or other software transmitted over a communication link, such as the Internet.

Briefly, the present invention relates to a
10 system for transmitting a database or other software over a communication link, such as the Internet, which prevents unauthorized use. In order to prevent such unauthorized use, the customer's equipment, such as a GPS unit, is provided with a unique software key. The
15 updated database is ordered over the communication link by providing the unique software key and may include electronic payment information. The database is encrypted, for example, as a function of the unique software key and transmitted over the communication link
20 in encrypted form along with an upload program. The upload program only allows the encrypted database to be uploaded into a unit with a matching software key. As such, the system allows updated databases to be transmitted rather quickly and easily over a
25 communication link while preventing unauthorized use.

DESCRIPTION OF THE DRAWINGS

These and other objects of the present invention will be readily understood with reference to
30 the following specification and attached drawings wherein:

FIG. 1 is a graphical illustration of an exemplary Internet page layout in accordance with the present invention;

35 FIG. 2 is a simplified representation of a dialog box which may form a part of one of the Web pages

- 4 -

for user information, such as the unique software key,
in accordance with the present invention;

FIG. 3 is a simplified view of a personal
computer interfacing with an Internet server in order to
5 provide user information;

FIG. 4 is similar to FIG. 2 illustrating the
process of downloading the software from the Internet to
a user's personal computer;

FIG. 5 is a simplified graphical representation
10 illustrating the uploading of the software from the
Internet being transferred between a personal computer
and a product, such as an integrated global positioning
system (GPS) unit;

FIG. 6 is a block diagram illustrating the data
15 flow and the organization of the software on the
Internet server in accordance with the present
invention;

FIG. 7 is a simplified flowchart illustrating a
portion of the system in accordance with the present
20 invention for ordering software over the Internet;

FIG. 8 is a graphical representation of a
dialog box for user payment information which may form a
portion of one of the Web pages illustrated in FIG. 1 in
accordance with the present invention;

FIG. 9 is a graphical illustration of a dialog
25 box for enabling users to provide information regarding
the requested software as well as a unique software key
which may form a portion of one of the Web pages
illustrated in FIG. 1 in accordance with the present
30 invention;

FIG. 10 is a graphical illustration of a dialog
box for the user's desired payment method which may form
a portion of one of the Web pages illustrated in FIG. 1
in accordance with the present invention;

35 FIG. 11 is a graphical illustration of a
confirmation page which may form a portion of one of the

- 5 -

Web pages illustrated in FIG. 1 which enables the user to download software over the Internet in accordance with the present invention;

FIG. 12 is a flowchart of the system in accordance with the present invention which provides copy protection for software transferred over the Internet in accordance with the present invention;

FIG. 13 is a flowchart of the software at the server for encrypting the software to be transferred over the Internet in accordance with the present invention; and

FIG. 14 is a flowchart of the decryption process for uploading software transferred over the Internet to a customer's unit, such as an integrated global positioning system (GPS) unit.

DETAILED DESCRIPTION

The present invention relates to a system for preventing unauthorized use of a database or other software transmitted over a communication link, such as the Internet, for use in particular electronic equipment, such as a global position system (GPS) unit. As mentioned above, such systems utilize topographical data for various regions of the world in order to display the topographical data as a function of the position of the aircraft. Heretofore such GPS units have been sold with topographical and/or navigational data stored in a database on cartridges or diskettes. Updated databases are known to be shipped through the mail. Such a process takes a relatively long period of time. The system in accordance with the present invention allows the database update to be transmitted over communication links, such as the Internet quickly and easily while virtually eliminating unauthorized use of the database information. More particularly, each GPS unit is provided with a unique software key. The

- 6 -

unique key is an 8 digit hexadecimal number, which may be embedded in a read only memory (ROM) within the GPS unit or stored within a removable cartridge at the factory prior to a GPS unit being shipped to the customer. The user uses the unique software key to order update software, such as an update database for the GPS unit, over the communication link and upload the database into a GPS unit with a matching software key, for example as illustrated in FIGS. 3, 4 and 5. For example, the user simply connects to the GPS database or other software vendor's home page on the WorldWide Web. After providing the unique software key number as well as the desired payment method, the database or other software is encrypted as a function of the unique software key at the Internet server, for example. The encrypted software is transmitted to the user over the Internet along with a decryption program which only allows the software to be uploaded into a GPS unit having a matching key. Since the updated database is encrypted as a function of the unique software key, any attempts to upload the software into a unit not matching the unique software key will be futile. Although multiple copies of the encrypted database can be made, the system in accordance with the present invention prevents these encrypted copies from being uploaded into multiple GPS units.

The present invention is suitable for updating the topographical information stored in databases for use with various integrated GPS systems, such as, KLX 100 GPS/COMM, KLN 98/KLN 89B GPS, KLN 90B GPS and KLN 900 GPS, available from AlliedSignal, Incorporated. Although the system in accordance with the present invention is described and illustrated in terms of transferring updated database information for an integrated GPS over the Internet, the principles of the present invention are clearly applicable to protecting

- 7 -

virtually any type of software transmitted over
virtually any communication link; wired or wireless.

It is also to be understood that the principles
of the present invention are also applicable to other
5 forms of electronic transfer that do not involve the
Internet and may be implemented for transferring
software over virtually any communication link, such as
a modem and even a wireless link. Moreover, as will be
discussed in more detail below, a personal computer is
10 used to access the Internet server, for example, which
contains the software to be transferred as illustrated
in FIGS. 3 and 4. The desired software is then
encrypted and transferred along with a decryption
program back to the personal computer, which, in turn,
15 is used to transfer and decrypt the software into a
separate electronic unit, such as an integrated GPS
unit. However, it should also be understood that the
principles of the present invention are also applicable
to systems in which the desired software is also
20 transmitted from a remote communication node, such as an
Internet server, directly to the unit, such as the
integrated GPS unit itself.

Referring to FIG. 1, an exemplary Web page
layout is illustrated. The exemplary Web page layout
25 includes a home page 22. The home page 22 is provided
with one or more hyperlinks to provide access to the
succeeding Web pages. As shown, the home page 22, for
example, as illustrated in FIG. 8, may be provided with
a hyperlink to a database selection page 24 (FIG. 9).
30 The database selection page 24 enables a user to select
the specific database. As mentioned above, depending
upon the type of integrated GPS unit, various update
databases are available for transfer over the Internet.
After the particular database is selected from the
35 database selection page 24, a hyperlink may be provided
to a method of payment Web page 26 with hyperlinks to a

- 8 -

credit card Web page 28 (FIG. 10) and a user password Web page 30. It is to be understood that the payment option is merely optional. The credit card Web page 28 and the user password Web page 30 allow alternate
5 payment methods for the user in systems which include electronic payment. The credit card Web page 28 requires the user's credit card information as well as the unique software key (FIG. 2). Alternatively, the system allows for the customer to contact the software
10 supplier ahead of time and establish an account. In this situation the user merely enters a password for the account as well as the unique software key for the unit. The credit card Web page 28 and the password Web page 30 are provided with hyperlinks to a confirmation page 32
15 (FIG. 11). The confirmation page 32 is merely exemplary and is not required for practice of the invention. The confirmation page 32 confirms the user's selection for the particular database as well as the method of electronic payment. If the user enters a confirmation,
20 a hyperlink may be provided on the confirmation page 32 to initiate downloading of the updated software, which is linked to a message page 34 which indicates downloading in progress.

FIGS. 3 through 7 illustrate the present
25 invention. As shown, user information is transferred over the Internet to one or more Internet servers 36 by way of a personal computer which may be an IBM compatible personal computer or other personal computer
30 suitable for connection to the Internet. The software is encrypted and then transferred from one or more Internet servers 36 back to the personal computer 38 along with a decryption and upload program. The upload
35 program enables the encrypted database to be uploaded into a product with a matching software key, such as an integrated GPS unit 40.

- 9 -

The software layout for the system is illustrated in FIG. 6 and includes a user database 40, a master "nav" database 42 and an upload program 45, identified as NETLOAD.EXE. The user information for example, regarding account and password information, etc. is maintained in the user database 40, accessible by the server 36. The topographical information is stored in the master "nav" database file 42, also accessible by the server 36. Once the user provides the unique software key as well as the desired payment method, a copy of the topographical and/or navigation data from a master "nav" file 42 is encrypted as a function of the unique software key, provided by the user and stored in a "keyed DB file" 44. The keyed DB file 44 is then compressed into a zip file 46 and transferred to the user by way of the Internet along with the decryption or upload file 45, identified as NETLOAD.EXE. The decryption file 45 enables the zip file containing the encrypted database to be uploaded into a product 40 as long as the software key of the product matches the software key to which the database was encrypted. If the software key matches the unique key within the product, the database is decrypted and uploaded into the product.

A simplified flowchart for the system in accordance with the present invention is illustrated in FIG. 7. Initially, the user connects to the database vendor's home page in step 48. Once connected to the database vendor's home page, the user selects a database from the available databases in step 50. Steps 52 and 54 provide for alternate payment methods. If a user wishes to avoid providing credit information over the Internet, the user can obtain a password and an account and become a registered user. Thus, the system checks whether the user is a registered user in step 52. If not, the system assumes the payment will be made by

-10-

credit card in step 54. In both steps 52 and 54, the user also provides the unique software number that is used to encrypt the database as a function thereof. After the payment method and unique software key are entered, a confirmation page is generated in step 56, for downloading the software.

An overall flow chart is illustrated in FIG. 12. Initially, the unique software key, for example, the 8 digit unique software key unique to the GPS system, is read from the GPS unit 40 by the user and entered on the appropriate Web pages as discussed above. The software key may be printed somewhere on the GPS unit 40 to enable the user simply visually read the software key from the unit in step 58. In step 60, the user logs onto the Internet, chooses a database product and provides the unique software key for the GPS unit 40. The system encrypts the selected database as a function of the unique software key and stored into a keyed database file 44 (FIG. 6) in step 62. In order to conserve storage space, the keyed database file 44 may also be compressed in step 63 and transferred to the customer personal computer 38 in step 64 along with a decryption program 44, identified as NETLOAD.EXE. The keyed database file is then uploaded by the user to their GPS unit 40 (FIG. 5) with a matching software key in step 66.

The flowchart for the database encryption or keying is illustrated in FIG. 13. After the user logs onto the Internet, selects a database and provides the unique software key, the system checks in step 68 whether the desired database is a type KLN 90 database. As used herein the KLN 90 type databases relates to the type of processor within the GPS unit 40. In particular, KLN 90 type databases are formatted for use with Intel type processor chips, while the balance of the databases are formatted for use with Motorola type

-11-

processor chips. Due to the different byte storage methods between the two processor styles, the system checks in step 68 whether request is for a type KLN 90 database. If so, a temporary file is created in step 70 with the database key embedded into the original KLN 90 file from a master KLN 90 database file 72, a subset of the master "nav" DB files 42. If the request is for other than KLN 90 type database, the system proceeds directly to step 74. In step 74, starting with the first byte, the byte is encrypted as a function of the database key, for example by cyclic redundancy coding (CRC), as discussed below. After the first byte is coded with the database key, the key is updated for the next byte in step 76. The keyed or encrypted byte is written to an output file 82 for later transmission over the Internet to the user's personal computer 38 in step 78. This process is continued until all of the bytes in the database file have been keyed and written to the output file 82 as illustrated by step 80. After all of the bytes have been written to the output file 82, a footer tag with data from the original file, including checksums, file size, database type, the effective dates and the original database key are written to the output file 82 and sent to the user along with the upload file NETLOAD.EXE in step 82 as discussed above. If the software key in the GPS unit 40 matches the database key, the NETLOAD.EXE file decrypts and uploads the updated database into an integrated GPS unit 40.

FIG. 14 is a flowchart for the decryption program 45 (NETLOAD.EXE) for uploading the encrypted database software to the GPS unit 40. As mentioned above, the encrypted database file 82 is provided with the encrypted data as well as a footer tag which includes the original software key, checksums, the file size, the database type as well as the effective dates for the database. In step 86, the footer tag is read

-12-

including the software key from the encrypted output file 82. As discussed in more detail below, the software key from the footer tag is used to decrypt the first byte of the database in step 88. After the first byte is decrypted, the key is updated for the next byte in step 90. After the new key is updated, a checksum is calculated to determine if there are any errors in the data in step 92. The process of steps 88-92 is repeated for each byte in the encrypted database file 82, as indicated by step 94. After all of the bytes in the output file 82 have been decrypted, the system checks in step 96 to determine whether the checksum for the decrypted file matches the original checksum included in the footer tag in the output file 82 in step 96. If there are any discrepancies in the checksum an error message is displayed in step 98. If the checksums match, the system communicates with the GPS unit 40 in step 99 and awaits for the GPS unit 40 to send an identification packet containing the GPS unit type as well as the software key. Once the software key and GPS unit type are received from the GPS unit 40, the system determines in step 100 whether the GPS unit type matches the database file requested. If not, an error message is displayed in step 102. Otherwise, the system proceeds to step 104 and ascertains whether the software key received from the GPS unit 40 matches the software key used to encrypt the database file and contained in the footer tag mentioned above. If not, an error message is displayed in step 106. Otherwise, the system proceeds to step 108 where the software key received from the GPS unit is used to decrypt the first byte in the output file 82. After the first byte is decrypted or unkeyed, the key is updated in step 110 for the next byte. The steps 108 and 110 are repeated until a sufficient number of bytes have been unkeyed for a full packet as indicated in step 112. Each time a packet is

-13-

full, a packet of decrypted data is sent to the GPS unit 40 in step 114. As indicated in step 116, the process is repeated until all of the bytes in the encrypted database file have been processed.

- 5 Essentially the encryption process is based on cyclic redundancy code (CRC) table of 256 pseudo random numbers from 0 to 255, for example, as illustrated in TABLE 1.

TABLE 1

10	CRC TABLE ENTRY	VALUE
	0	0
	1	1996959894
	2	3993919788
	3	2567524794
15	...	
	114	3188396048
	...	
	...	
	141	2466906013
20	...	
	...	
	237	3736837829
	...	
25	255	

- Initially, a seed CRC value is chosen, for example 13579246. The first byte in the database or source file is read and added to the seed value. For example, if the first byte in the database equates to the number 3, the new byte will be the CRC seed value (13579246) plus the byte read from the file Boolean ANDed with the hexadecimal number FF or 255. For example, adding the value of the source byte 3 to the seed value of 13579246 would equal the number 13579249.
- 30

-14-

Taking the number 13579249 and Boolean ANDing it with the hexadecimal number 255 yields the number 241. Therefore, the new byte written to the file as shown in TABLE 2 below will be 241.

5

TABLE 2

ORIGINAL DATA FILE	NEW DATA FILE	CRC KEY (START = 13579246)
3	241	
132		
204		

10

After the first byte is keyed or encrypted, the CRC value for the next byte needs to be updated by taking the current CRC value and doing a Boolean EXCLUSIVE OR with the original byte. That value, in turn is Boolean ANDed with the hexadecimal number 255 which provides an index into the CRC table (between 0 and 255). The CRC table value that is looked up with that index is then Boolean EXCLUSIVE ORed with the CRC value shifted to the right 8 places, for example as shown below.

15

20

$$134579246 \wedge 3 = 13579245$$

$$13579245 \& 255 = 237$$

$$\text{CRC_TABLE}[237] = 3736837829$$

25

$$13579246 \gg 8 = 53043$$

$3736837829 \wedge 53043 = 3736818166$, which is now the new CRC value as illustrated in TABLE 3:

TABLE 3

ORIGINAL DATA FILE	NEW DATA FILE	CRC KEY (START = 13579246)
1	3	3736818166
132		
204		

30

-15-

The process is repeated for each byte in the file, for example as shown in TABLE 4 below.

TABLE 4

BYTE NUMBER	ORIGINAL DATA FILE	NEW DATA FILE	CRC KEY (START = 13579246)
1	3	241	3736818166
2	132	122	3201674049
3	204	13	2478254646

The process is repeated for each byte in the file.

In order to decode or decrypt the data bytes, the process is simply reversed starting with the same known seed CRC key and the same base CRC table values, for example as illustrated in TABLE 5 below.

TABLE 5

BYTE NUMBER	KEY DATA FILE	NEW DATA FILE	CRC KEY (START = 13579246)
1	241		
2	122		
3	13		

Initially, the first byte from the keyed file is read, for example 241. The current value of the CRC key (13579246) is subtracted from that value. The result (-13579005) is Boolean ANDed with 255 which provides a result of 3 which was the original starting point for example as shown in TABLE 6 below.

TABLE 6

BYTE NUMBER	KEY DATA FILE	NEW DATA FILE	CRC KEY (START = 1359246)
1	241	3	
2	122		

-16-

BYTE NUMBER	KEY DATA FILE	NEW DATA FILE	CRC KEY (START = 1359246)
3	13		

The CRC key is then updated for the next byte.
 In order to update the CRC key essentially the same
 method is used as before. The new byte 3 is EXCLUSIVE
 Ored with the current value of the CRC key (13579246).
 The result (13579245) is then Boolean ANDed with the
 hexadecimal number 255 with a result of 237 which is
 used as an index to look the CRC value in the CRC lookup
 table. The current example of the index corresponds to
 a table value of 3736837829. The current CRC key
 (13579246) is then shifted to the right 8 places. The
 result 53043 is EXCLUSIVE Ored with the value that was
 looked up in the CRC table (3736837829) by way of the
 index 237. The result 3736818166 is the CRC for the new
 byte, for example as shown in TABLE 7 below.

TABLE 7

BYTE NUMBER	KEY DATA FILE	NEW DATA FILE	CRC KEY (START = 13579246)
1	241	3	3736818166
2	122		
3	13		

For the next byte the current CRC key
 3736818166 is subtracted from the next byte read 122,
 the result being 558149252. This result 558149252 is
 anded with the hexadecimal number 255 to produce the
 next byte 132 which, is the original byte number in the
 original data file. The process is repeated for each
 byte as shown below in TABLE 8.

-17-

TABLE 8

BYTE NUMBER	KEY DATA FILE	NEW DATA FILE	CRC KEY (START = 13579246)
1	241	3	3736818166
2	122	132	3201674049
3	13	204	2478254646

The process is repeated until the end of the file and the end result is that the output file exactly corresponds to the original file which was encrypted.

Obviously, many modifications and variations of the present invention are possible in light of the above teachings. Thus, it is to be understood that, within the scope of the appended claims, the invention may be practiced otherwise than as specifically described above.

What is claimed and desired to be secured by Letters Patent of the United States is:

-18-

WE CLAIM:

1. A method for preventing unauthorized use
of software transmitted over a communication link, the
5 method comprising the steps:

(a) providing an electronic unit with a unique
software key;

(b) encrypting the software to be transmitted
as a function of said unique software key; and

10 (c) transmitting the encrypted software over
said communication link.

(d) providing an upload program which only
allows for uploading of said software into an electronic
unit with a matching software key.

15

2. The method as recited in Claim 1, wherein
said software key is embedded in the electronic unit in
which the requested software is to be uploaded.

20

25

3. The method as recited in Claim 1, wherein
said encrypting step includes cyclic redundancy coding
(CRS).

30

35

4. The method as recited in Claim 1, wherein
said communication link is wired link.

-19-

5. The method as recited in Claim 4, wherein said wired link is an Internet link.

6. The method as recited in Claim 1, wherein
5 said encrypted software includes a footer tag that includes the unique software key.

7. The method as recited in Claim 6, wherein
10 said upload program decrypts said encrypted software.

8. The method as recited in Claim 7, wherein
said upload file reads the unique software key from the
footer tag and compares the software key in the footer
tag with the software key in the unit.
15

9. A system for preventing unauthorized use
20 of software transmitted over a communication link, the system comprising:

an electronic unit with a software key;
means for encrypting software as a function of
25 said software key defining encrypted software;
means for transmitting said encrypted software
over a communication link; and
means for uploading said encrypted software
into an electronic unit with a matching software key.
30

10. The system as recited in Claim 9, wherein
35 said software key is embedded in said electronic unit.

-20-

11. The system as recited in Claim 9, wherein said encrypting means utilizes cyclic redundancy coding for encrypting said software.

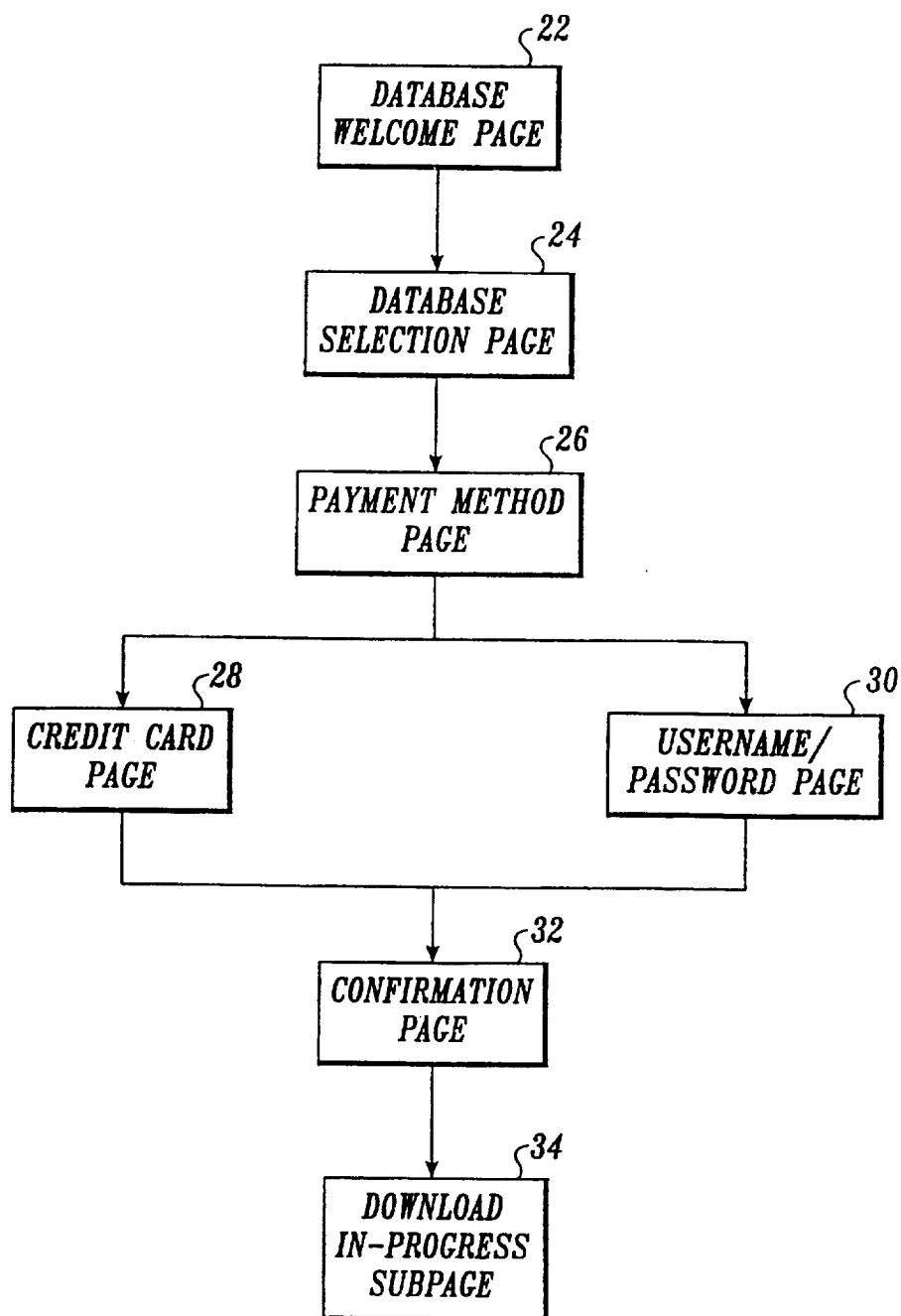
5

10

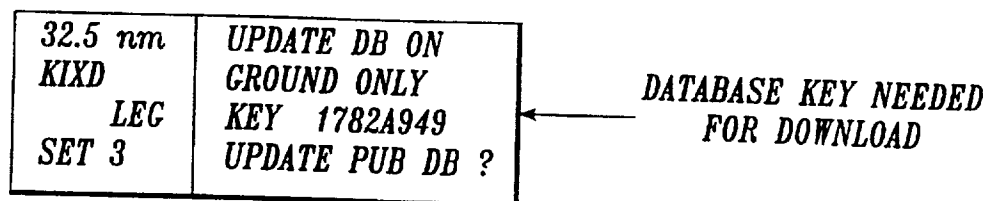
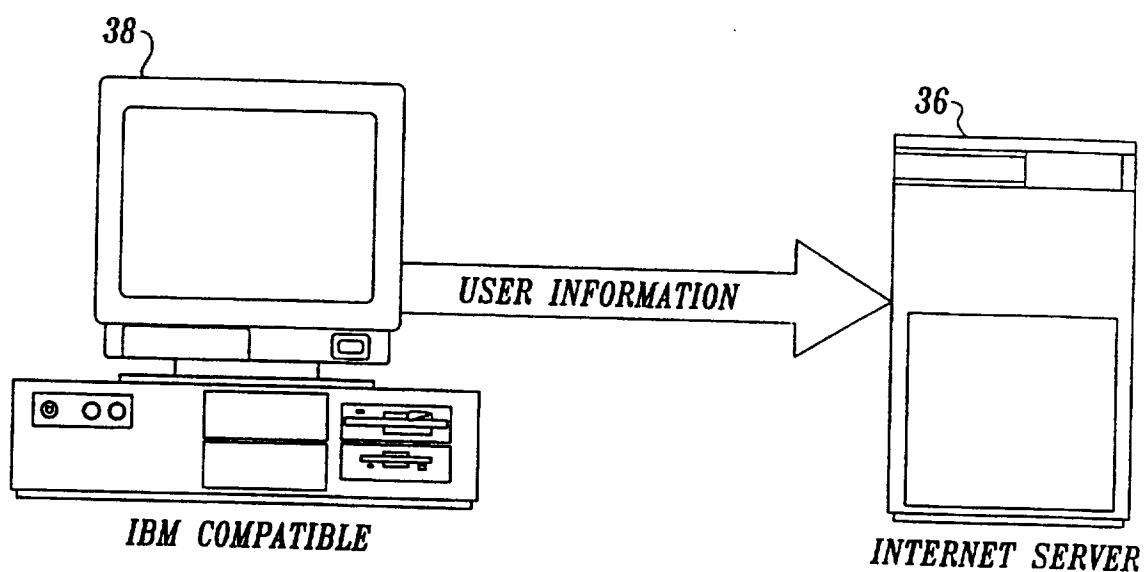
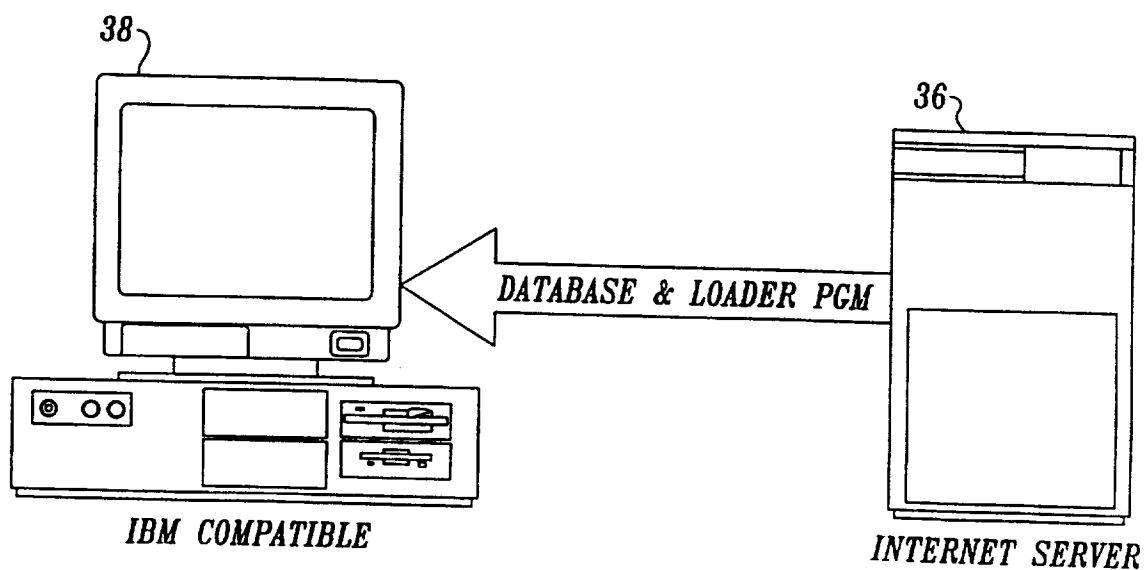
12. The system as recited in Claim 9, wherein said uploading means includes means for decrypting said encrypted software.

15

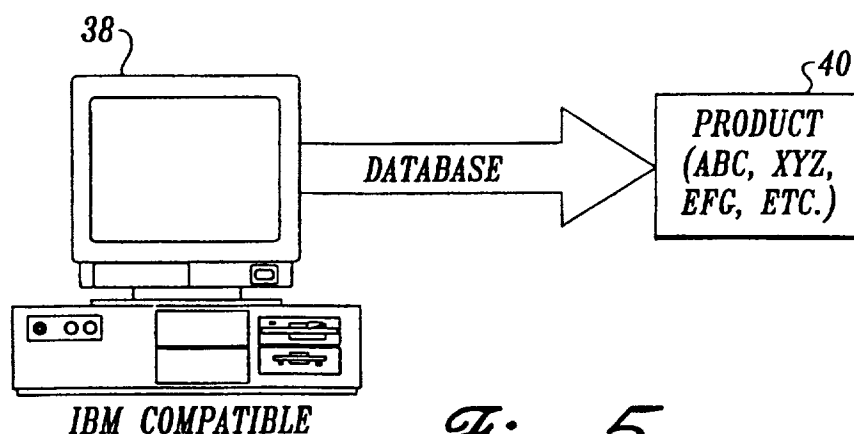
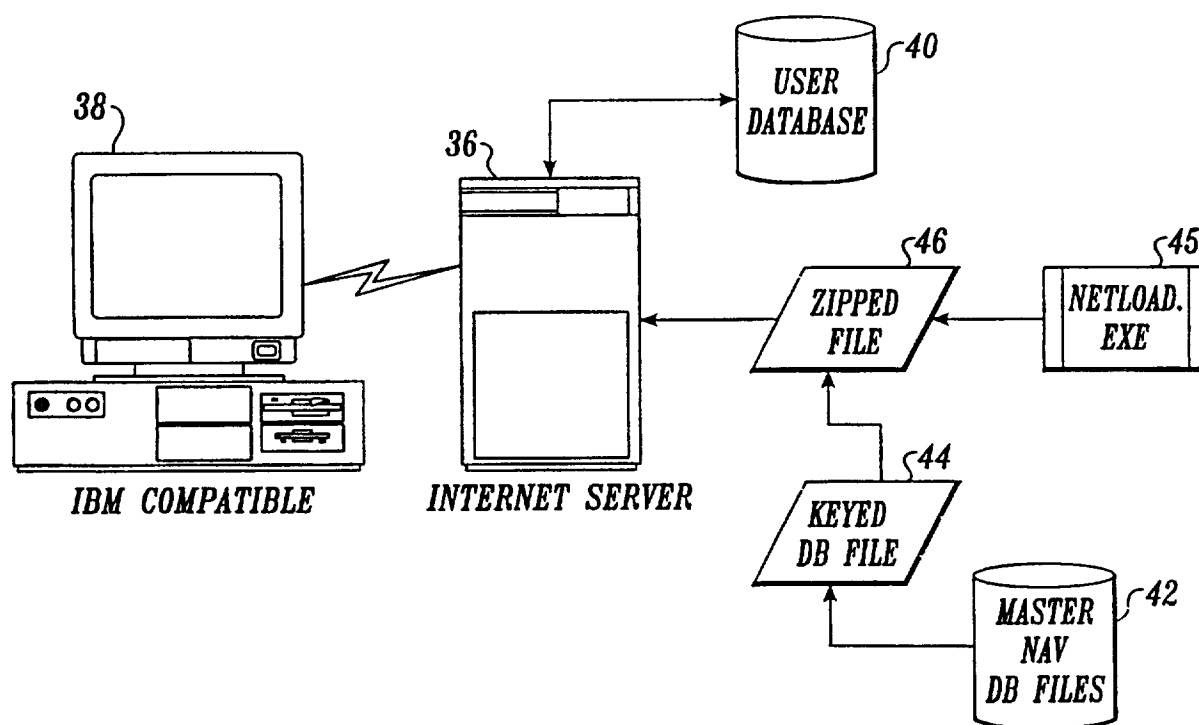
1/9

*Fig. 1*

2/9

*Fig. 2**Fig. 3**Fig. 4*

3/9

*Fig. 5***USER PROVIDES:**

- 1) CHOICE OF DATABASE
- 2a) CREDIT CARD NUMBER OR
- 2b) ACCOUNT NAME & PASSWORD*
- 3) DATABASE KEY

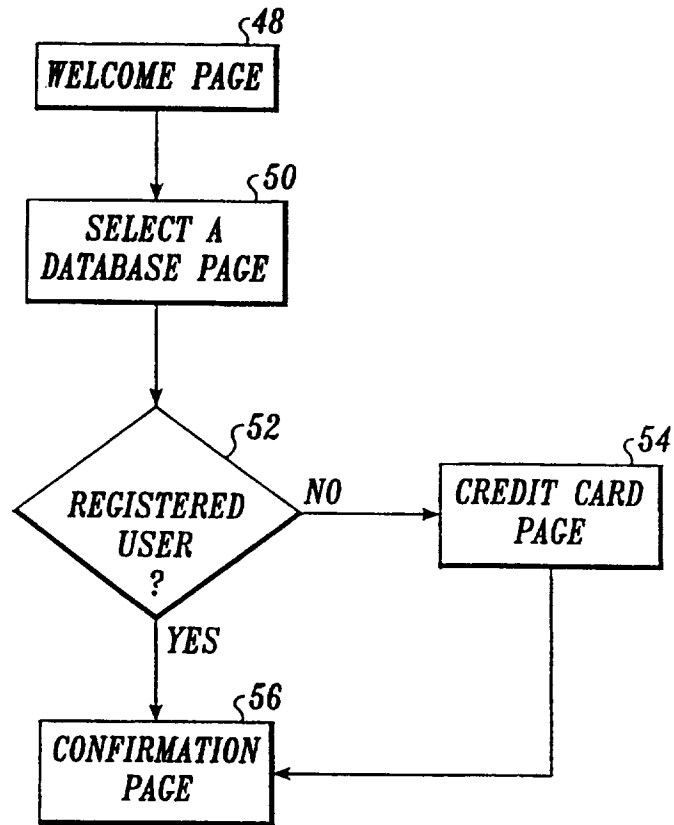
* _ USER HAS ALREADY SET UP AN ACCOUNT WITH (SELLER) BEFORE CALLING IF ACCOUNT/PASSWORD OPTION IS USED

SELLER PERFORMS:

- 1a) CREDIT-CARD CHECK OR
- 1b) ACCOUNT/PASSWORD VERIFICATION
- 2) STAMP A MASTER DB FILE WITH KEY
- 3) CREATE A .ZIP FILE WITH KEY-ED DB FILE AND NETLOAD.EXE SOFTWARE
- 4) DOWNLOAD THE .ZIP FILE TO THE USER
- 5) CHARGE THE USER'S CREDIT CARD

Fig. 6

4/9

*Fig. 7*

5/9

22

Welcome to the (Seller) Database Update Center

If you have a pre-existing account set up with us, enter your name and password here:

NAME: _____

PASSWORD: _____

SUBMIT Name & Password

OR

Select a Database, and we will ask you for a credit-card later.

Select a Database // FAQ // Back to (Seller) Home Page //

What do I need for this? // Feedback

Fig. 8

24

Select a Database

If you would like to see a price list, Press Here.

If you would like information on database coverage areas, Press Here.

Want to know how big the files are before you download? Press Here.

What type of product is this database for? _____ (Drop-down Choice box)

What is the 8-char Database Key for the unit? _____ Example: 0012A4C5 Help

SUBMIT

FAQ // Back to (Seller) Home Page // What do I need for this? // Feedback

Fig. 9

6/9

528

Credit Card Entry for Payment**Enter your credit card number and expiration date below:****Credit Card type:****☐ MasterCard ☐ Visa ☐ American Express (Radio Button Choices)****Name on Credit Card:** _____**Credit Card Number:** _____**Expiration Date:** _____ **Examples:** 03/99, 12/97, 09/01**Phone Number (including area and/or country code):** _____**Email Address:** _____ **(optional)****SUBMIT**

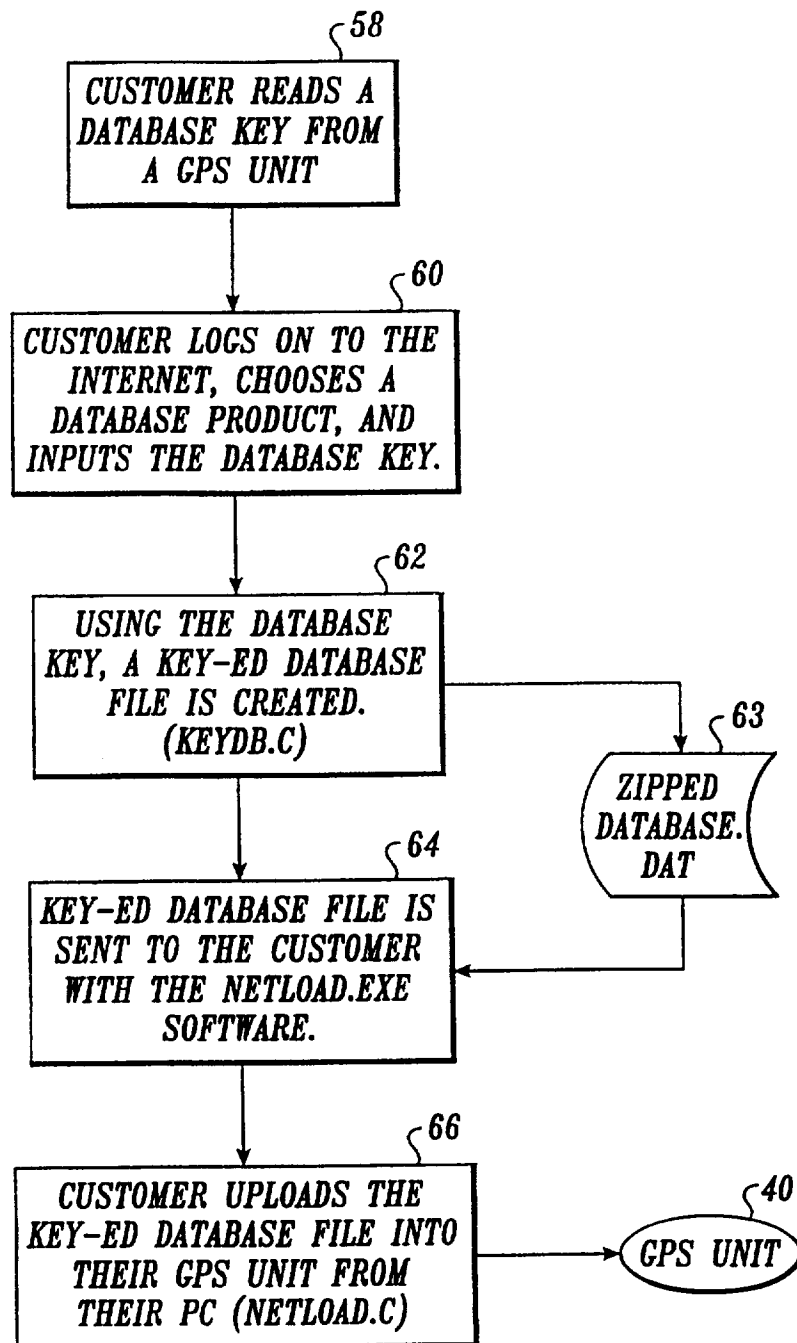
(If you desire, you may set up a pre-approved account with (Seller) via the telephone. You will be given a user name and password, and when you download, your credit card will be charged automatically. If you would like to set up an account this way, phone 555-555-5555 from 8 a.m. to 5 p.m. Central Time, Monday through Friday.)

FAQ // Back to (Seller) Home Page // What do I need for this? // Feedback*Fig. 10*

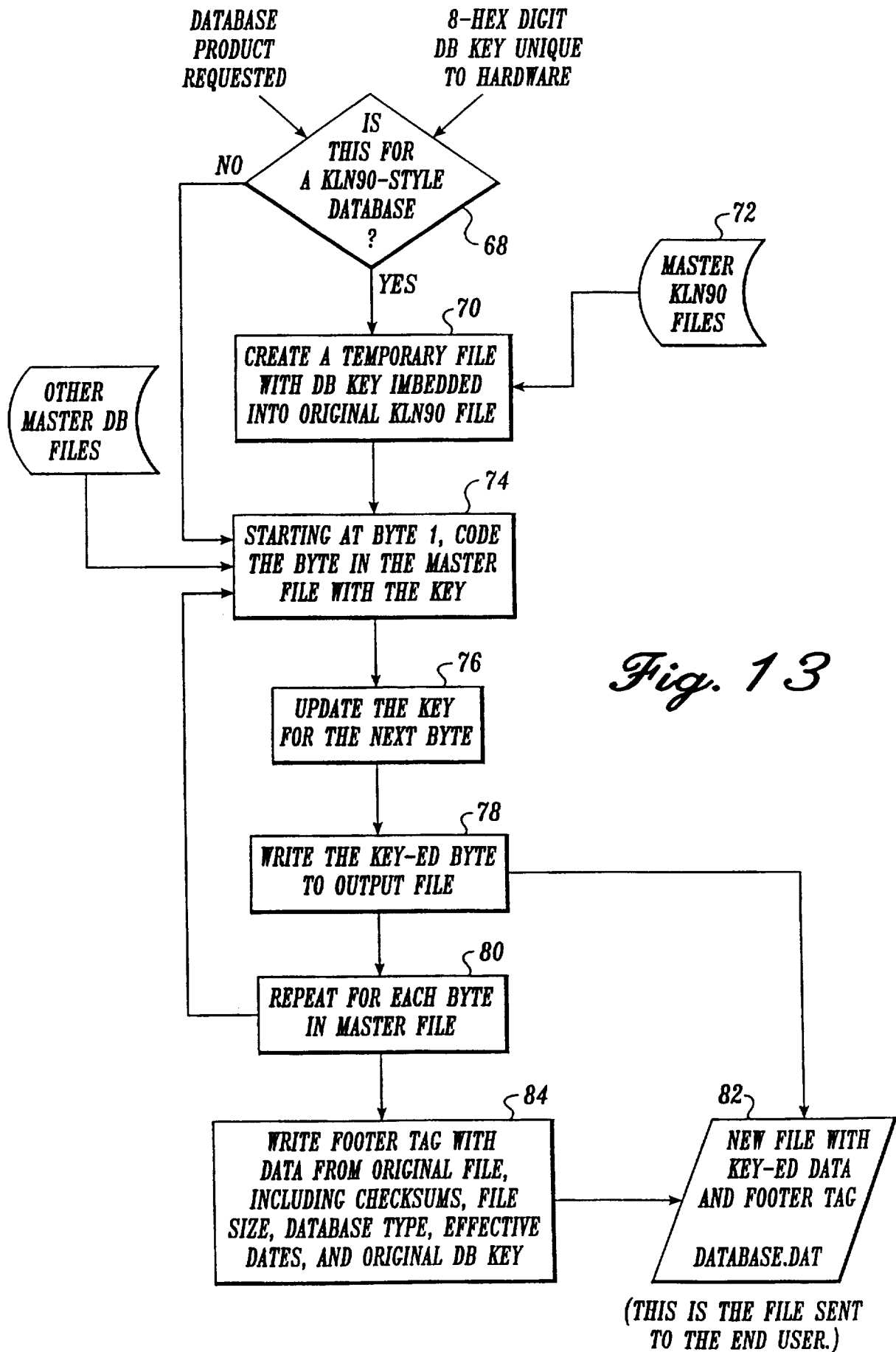
532

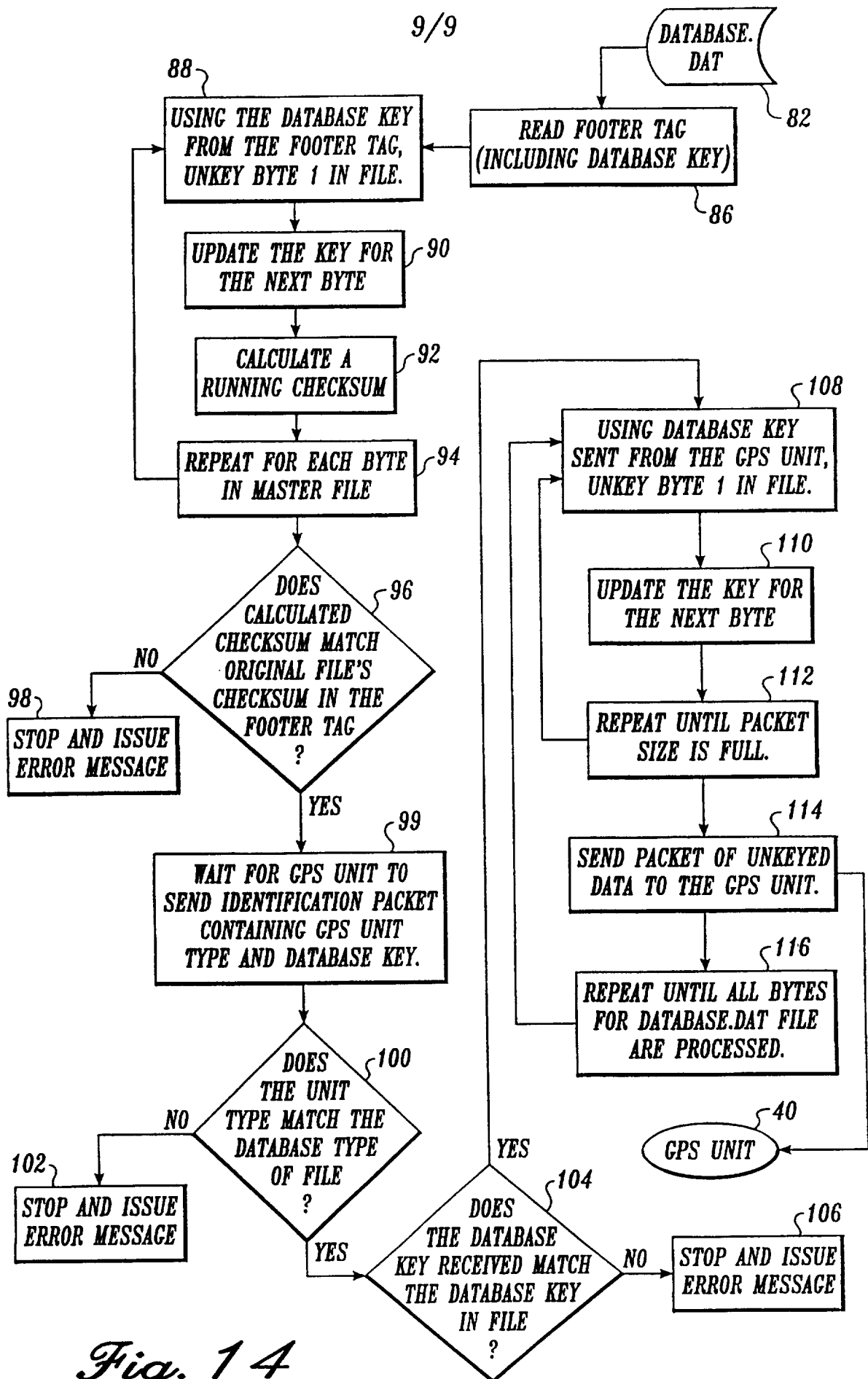
This page will only be shown if the user did not enter Confirm Download**A file has been created called <0012A_03.ZIP>, created with the key 0012A4C5.****Make sure the information is correct. This file will not update a unit with a different key.****Press Here to download the file now. Your credit card will be charged upon successful completion of the download.****Thank you for using (Seller).****FAQ // Back to (Seller) Home Page // What do I need for this? // Feedback***Fig. 11*

7/9

*Fig. 12*

8/9





INTERNATIONAL SEARCH REPORT

Intern. al Application No
PCT/US 97/12021

A. CLASSIFICATION OF SUBJECT MATTER
IPC 6 G06F1/00

According to International Patent Classification (IPC) or to both national classification and IPC

B. FIELDS SEARCHED

Minimum documentation searched (classification system followed by classification symbols)

IPC 6 G06F

Documentation searched other than minimum documentation to the extent that such documents are included in the fields searched

Electronic data base consulted during the international search (name of data base and, where practical, search terms used)

C. DOCUMENTS CONSIDERED TO BE RELEVANT

Category *	Citation of document, with indication, where appropriate, of the relevant passages	Relevant to claim No.
X	US 5 103 476 A (WAITE DAVID P ET AL) 7 April 1992 see abstract; figure 3 see column 1, line 53 - column 2, line 6 see column 2, line 35 - column 4, line 48 see column 5, line 1 - line 65	1,3,9,11
Y	---	2,4-8, 10,12
Y	WO 90 13865 A (SOFTTEL INC) 15 November 1990 see abstract; figure 1 see page 3, line 29 - page 4, line 20 see page 19, line 4 - page 21, line 24 see page 27, line 14 - page 28, line 11 --- -/--	2,4,5,10

☒ Further documents are listed in the continuation of box C.

☒ Patent family members are listed in annex.

* Special categories of cited documents :

- "A" document defining the general state of the art which is not considered to be of particular relevance
- "E" earlier document but published on or after the international filing date
- "L" document which may throw doubts on priority claim(s) or which is cited to establish the publication date of another citation or other special reason (as specified)
- "O" document referring to an oral disclosure, use, exhibition or other means
- "P" document published prior to the international filing date but later than the priority date claimed

- "T" later document published after the international filing date or priority date and not in conflict with the application but cited to understand the principle or theory underlying the invention
- "X" document of particular relevance; the claimed invention cannot be considered novel or cannot be considered to involve an inventive step when the document is taken alone
- "Y" document of particular relevance; the claimed invention cannot be considered to involve an inventive step when the document is combined with one or more other such documents, such combination being obvious to a person skilled in the art.
- "&" document member of the same patent family

Date of the actual completion of the international search

13 November 1997

Date of mailing of the international search report

17. 11. 97

Name and mailing address of the ISA

European Patent Office, P.B. 5818 Patentlaan 2
NL - 2280 HV Rijswijk
Tel. (+31-70) 340-2040, Tx. 31 651 epo nl,
Fax: (+31-70) 340-3016

Authorized officer

Powell, D

INTERNATIONAL SEARCH REPORT

International Application No

PCT/US 97/12021

C.(Continuation) DOCUMENTS CONSIDERED TO BE RELEVANT

Category *	Citation of document, with indication, where appropriate, of the relevant passages	Relevant to claim No.
Y	RYOICHI MORI ET AL: "THE CONCEPT OF SOFTWARE SERVICE SYSTEMS (SSS)" SYSTEMS & COMPUTERS IN JAPAN, vol. 19, no. 5, 1 May 1988, pages 38-49, XP000110608 see the whole document	6-8,12
A	--- NATHANS S: "THE CD/ONLINE ENABLERS VENDORS AND SERVICES TAKING THE HYBRID LEAD" CD ROM PROFESSIONAL, vol. 9, no. 3, 1 March 1996, pages 46-50, 52 - 54, 56, XP000577567	
A	--- US 4 999 806 A (CHERNOW FRED ET AL) 12 March 1991 -----	

INTERNATIONAL SEARCH REPORT

information on patent family members

International Application No

PCT/US 97/12021

Patent document cited in search report	Publication date	Patent family member(s)	Publication date
US 5103476 A	07-04-92	CA 2095723 A EP 0556305 A JP 7089345 B JP 6501120 T WO 9209160 A US 5222134 A	08-05-92 25-08-93 27-09-95 27-01-94 29-05-92 22-06-93
WO 9013865 A	15-11-90	AT 143511 T AU 641397 B AU 5646490 A CA 2053261 A CN 1048271 A DE 69028705 D DE 69028705 T EP 0478571 A JP 4504794 T US 5388211 A US 5497479 A US 5649187 A US 5613089 A	15-10-96 23-09-93 29-11-90 29-10-90 02-01-91 31-10-96 06-03-97 08-04-92 20-08-92 07-02-95 05-03-96 15-07-97 18-03-97
US 4999806 A	12-03-91	NONE	