



US00D779492S

(12) **United States Design Patent**
Lin

(10) **Patent No.:** **US D779,492 S**

(45) **Date of Patent:** **** Feb. 21, 2017**

(54) **CONNECTOR**

(71) Applicant: **Yu-Wen Lin**, Tainan (TW)

(72) Inventor: **Yu-Wen Lin**, Tainan (TW)

(**) Term: **15 Years**

(21) Appl. No.: **29/538,857**

(22) Filed: **Sep. 9, 2015**

(30) **Foreign Application Priority Data**

Aug. 12, 2015 (TW) 104304351

(51) **LOC (10) Cl.** **14-02**

(52) **U.S. Cl.**
USPC **D14/433**

(58) **Field of Classification Search**
USPC D14/356, 432-434, 453, 454, 511, 203.8,
D14/209.1, 238.1, 240, 125; 439/638,
439/928, 105, 502; 710/303, 304;
361/679.41, 679.55, 679.56; D13/110,
D13/133, 146
CPC H01R 24/64; H01R 24/62; H01R 12/714;
H01R 13/506; H01R 13/6658
See application file for complete search history.

(56) **References Cited**

U.S. PATENT DOCUMENTS

D600,652 S * 9/2009 Hong D13/154
D636,337 S * 4/2011 Smith D13/147
D694,243 S * 11/2013 Akana D14/433

D706,752 S * 6/2014 Myung D14/240
D707,180 S * 6/2014 Yi D13/147
D730,903 S * 6/2015 Langhammer D14/433
D731,489 S * 6/2015 Langhammer D14/433
D732,035 S * 6/2015 Akana D14/433
D733,142 S * 6/2015 Solomon D14/433
D743,965 S * 11/2015 Laffon de Mazieres D13/154
D746,291 S * 12/2015 Solomon D14/433
D751,560 S * 3/2016 Akana D14/433
D755,790 S * 5/2016 Salvatori D14/433
D756,817 S * 5/2016 Fries D10/78
D760,720 S * 7/2016 Laffon de Mazieres D14/433
D761,262 S * 7/2016 Solomon D14/433
D763,197 S * 8/2016 Beck D13/153

* cited by examiner

Primary Examiner — Austin Murphy


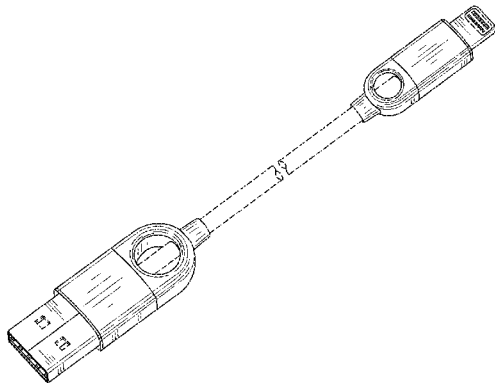
(57) **CLAIM**

The ornamental design for a connector, as shown and described.

DESCRIPTION

FIG. 1 is a perspective view of a connector showing my new design;
FIG. 2 is a front elevational view thereof;
FIG. 3 is a rear elevational view thereof;
FIG. 4 is a left side elevational view thereof;
FIG. 5 is a right side elevational view thereof;
FIG. 6 is a top plan view thereof; and,
FIG. 7 is a bottom plan view thereof.
The broken lines in the Figures show portions of the connector that form no part of the claimed design.

1 Claim, 4 Drawing Sheets



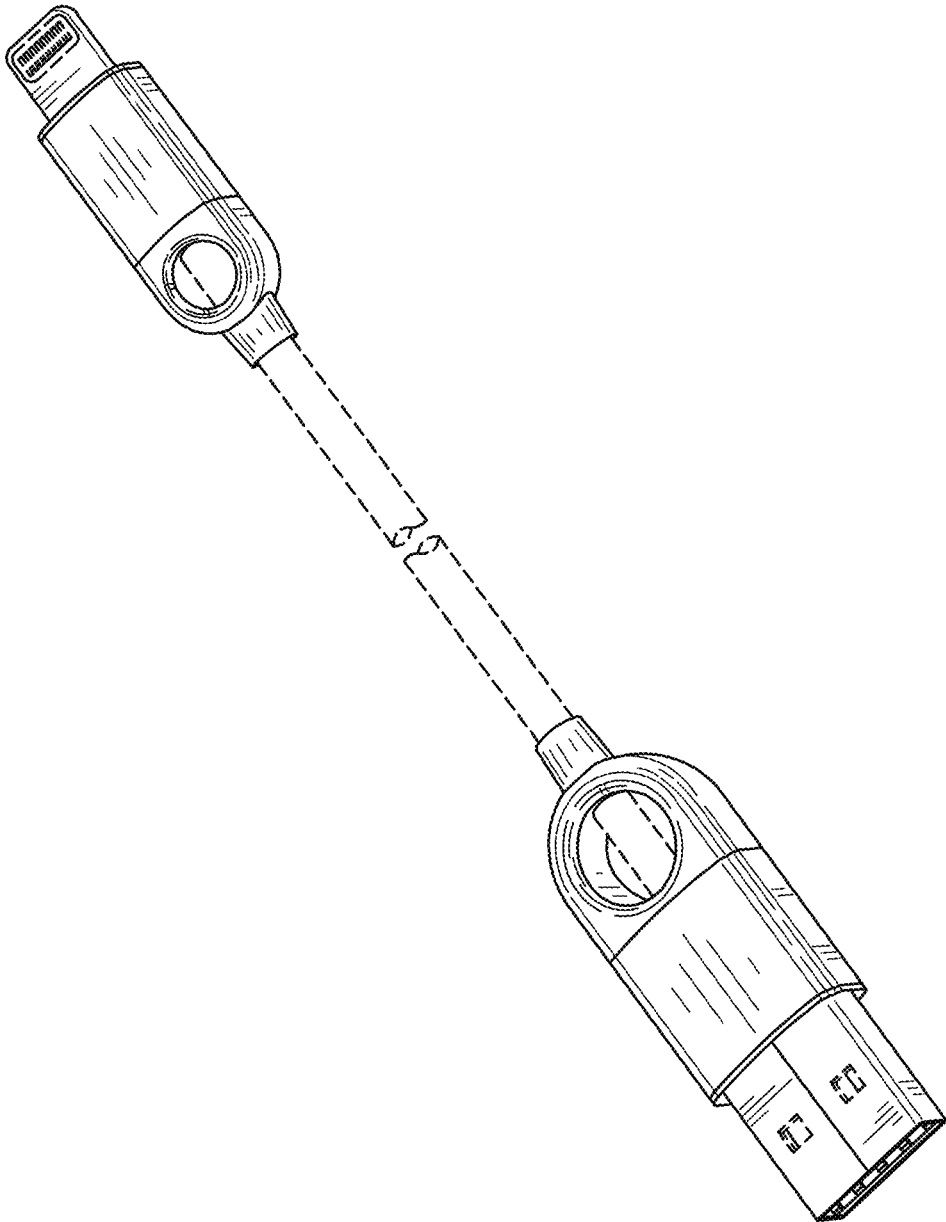


FIG. 1




FIG. 2




FIG. 3



FIG. 4

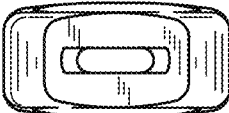


FIG. 5

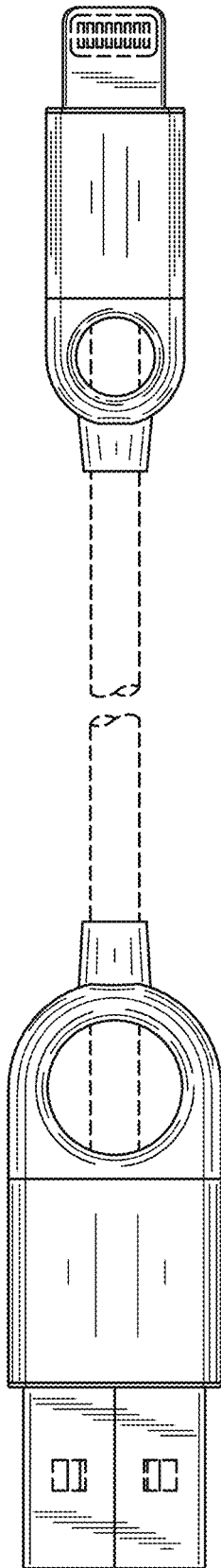


FIG. 6

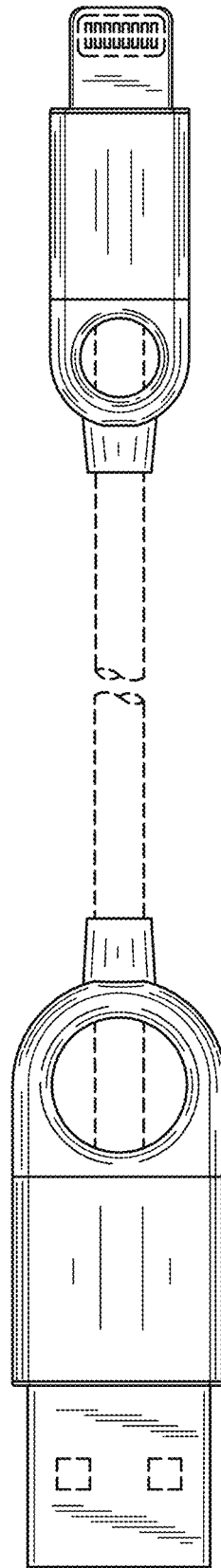


FIG. 7