

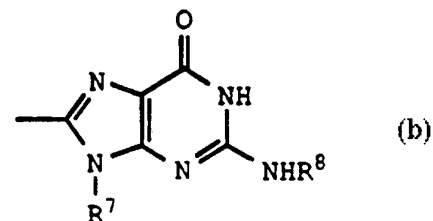
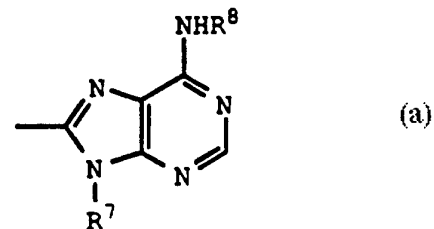
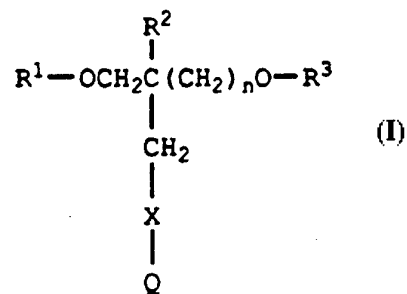


INTERNATIONAL APPLICATION PUBLISHED UNDER THE PATENT COOPERATION TREATY (PCT)

(51) International Patent Classification ⁵ : C07D 473/34, 473/18, C07F 9/6561, C07H 21/00, C12N 15/11, A61K 31/70	A1	(11) International Publication Number: WO 94/22864 (43) International Publication Date: 13 October 1994 (13.10.94)
(21) International Application Number: PCT/US94/02995 (22) International Filing Date: 21 March 1994 (21.03.94) (30) Priority Data: 08/040,326 30 March 1993 (30.03.93) US (71) Applicant: STERLING WINTHROP INC. [US/US]; 90 Park Avenue, New York, NY 10016 (US). (72) Inventors: COOK, Philip, D.; 7340 Bolero, Carlsbad, CA 92009 (US). DELECKI, Daniel, J.; 141 Upper Gulph Road, Radnor, PA 19087 (US). GUINOSSO, Charles; 313 Encino, Vista, CA 92083 (US). (74) Agent: HAKE, Richard, A.; 343 State Street, Rochester, NY 14650-2201 (US).	(81) Designated States: AU, BR, CA, CZ, FI, HU, JP, KR, NO, NZ, RU, SK, UA, European patent (AT, BE, CH, DE, DK, ES, FR, GB, GR, IE, IT, LU, MC, NL, PT, SE). Published <i>With international search report.</i>	

(54) Title: ACYCLIC NUCLEOSIDE ANALOGS AND OLIGONUCLEOTIDE SEQUENCES CONTAINING THEM**(57) Abstract**

Compounds of formula (I) wherein R¹ is hydrogen, or a blocking group that is compatible with oligonucleotide synthesis; R² is hydrogen or methyl; R³ is hydrogen or -P(R⁴)OR⁵; R⁴ is chlorine, 4-nitroimidazole, imidazole, tetrazole, triazole or di(lower-alkyl)amino-; R⁵ is methyl, 2-cyanoethyl or 2,2,2-trichloroethyl; n is from 0 to 2; X is oxygen, sulfur, or -NR⁶; R⁶ is hydrogen or lower alkyl; Q is chosen from the group consisting of (a) and (b); R⁷ is lower-alkyl; and R⁸ is hydrogen, benzoyl, anisoyl, or lower-alkyl carbonyl and its pharmaceutically acceptable addition salts are nucleotide analogs. Modified oligonucleotides containing the nucleoside analogs of formula (I) are stable to nuclease degradation and are useful in inhibiting gene expression, in sequencing, and in mutagenesis.



FOR THE PURPOSES OF INFORMATION ONLY

Codes used to identify States party to the PCT on the front pages of pamphlets publishing international applications under the PCT.

AT	Austria	GB	United Kingdom	MR	Mauritania
AU	Australia	GE	Georgia	MW	Malawi
BB	Barbados	GN	Guinea	NE	Niger
BE	Belgium	GR	Greece	NL	Netherlands
BF	Burkina Faso	HU	Hungary	NO	Norway
BG	Bulgaria	IE	Ireland	NZ	New Zealand
BJ	Benin	IT	Italy	PL	Poland
BR	Brazil	JP	Japan	PT	Portugal
BY	Belarus	KE	Kenya	RO	Romania
CA	Canada	KG	Kyrgyzstan	RU	Russian Federation
CF	Central African Republic	KP	Democratic People's Republic of Korea	SD	Sudan
CG	Congo	KR	Republic of Korea	SE	Sweden
CH	Switzerland	KZ	Kazakhstan	SI	Slovenia
CI	Côte d'Ivoire	LI	Liechtenstein	SK	Slovakia
CM	Cameroon	LK	Sri Lanka	SN	Senegal
CN	China	LU	Luxembourg	TD	Chad
CS	Czechoslovakia	LV	Latvia	TG	Togo
CZ	Czech Republic	MC	Monaco	TJ	Tajikistan
DE	Germany	MD	Republic of Moldova	TT	Trinidad and Tobago
DK	Denmark	MG	Madagascar	UA	Ukraine
ES	Spain	ML	Mali	US	United States of America
FI	Finland	MN	Mongolia	UZ	Uzbekistan
FR	France			VN	Viet Nam
GA	Gabon				

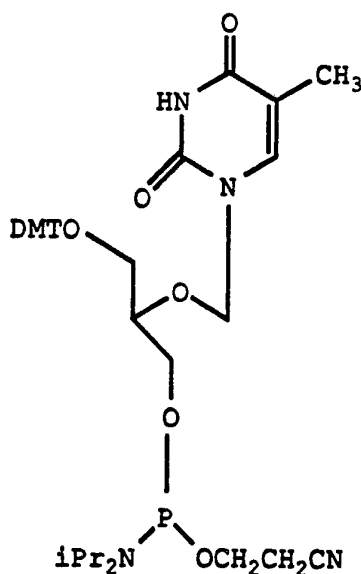
ACYCLIC NUCLEOSIDE ANALOGS AND
OLIGONUCLEOTIDE SEQUENCES CONTAINING THEM

5 Field of the Invention

The present invention relates to novel 1, ω -alkylenediol nucleoside analogs, to oligonucleotide sequences containing these analogs, to processes for preparing the nucleosides and the oligonucleotides
10 incorporating them, to methods of using the modified oligonucleotides to inhibit nuclease degradation and gene expression, and to compositions containing the modified oligonucleotides.

Information Disclosure Statement

15 Schneider and Benner [*J. Am. Chem. Soc.* **112**, 453-455 (1990)] disclose

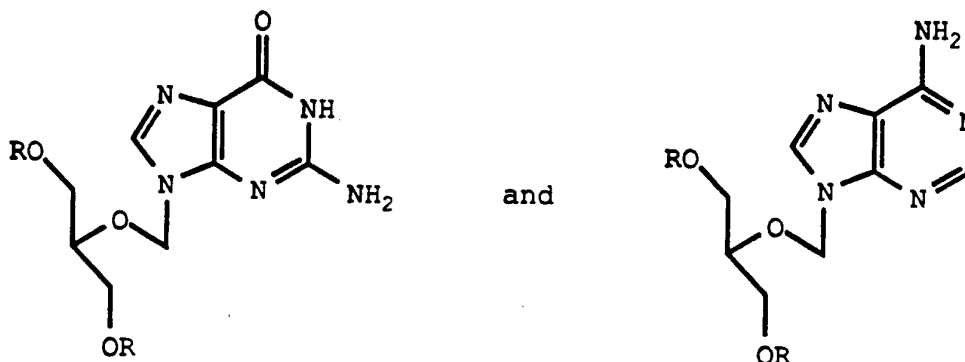


and oligonucleotide analogs containing this unit. The
20 oligonucleotide analogs were hybridized with complementary natural oligonucleotides. The results were described by the authors as "disappointing for those hoping to use flexible oligonucleotide analogs as antisense compound". The replacement of even a single nucleoside in a nonamer

- 2 -

25 resulted in a melting temperature depression of 12 to 15° in the duplex.

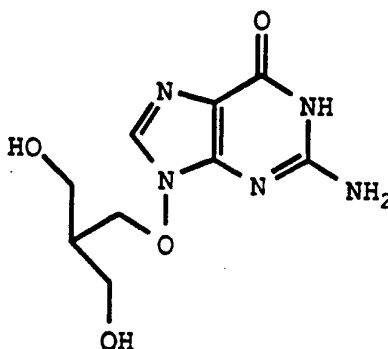
Prisbe et al. [J. Med. Chem. 29, 671-675 (1986)] disclose as antiviral agents:



30

wherein R is hydrogen or a phosphate residue.

Harnden et al. U.S. Patent 4,965,270 disclose as an antiviral 9-(3-hydroxy-2-hydroxymethylprop-1-oxy)guanine:

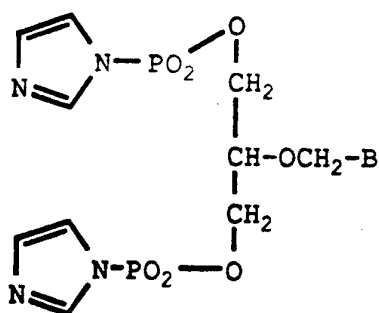


35

Schwartz and his colleagues [Science 228, 585-587 (1985); J. Molecular Evolution 29, 284-287 (1989); J. Molecular Evolution 3-6 (1990)] describe the template directed homooligomerization of acyclic nucleotide analogs.

40 The monomers have the formula

- 3 -



where B is cytosine, thymine, guanine or adenine.

Augustyns, et al Nucleic Acids Research 19 2587-93
 (1991) discusses the influence of the incorporation of (S)-
 45 9-(3,4-dihydroxybutyl)adenine on the enzymatic stability and
 base pairing properties of oligodeoxynucleotides.

Background of the Invention

An antisense compound is a compound that binds to
 50 or hybridizes with a nucleotide sequence in a nucleic acid,
 RNA or DNA, to inhibit the function or synthesis of said
 nucleic acid. Because of their ability to hybridize with
 both RNA and DNA, antisense compounds can interfere with
 gene expression at the level of transcription, RNA
 55 processing or translation.

Antisense molecules can be designed and
 synthesized to prevent the transcription of specific genes
 to mRNA by hybridizing with genomic DNA and directly or
 indirectly inhibiting the action of RNA polymerase. A
 60 theoretical advantage of targeting DNA is that only small
 amounts of antisense compounds may be needed to achieve a
 therapeutic effect. Alternatively, antisense compounds can
 be designed and synthesized to hybridize with RNA to inhibit
 post-transcriptional modification (RNA processing) or
 65 protein synthesis (translation) mechanisms or affect mRNA
 stability. Exemplary target RNAs are messenger RNA (mRNA),
 transfer RNA (tRNA), ribosomal RNA (rRNA) heterogenous
 nuclear RNA (hnRNA) and the like. Examples of processing
 and translation mechanisms include splicing of pre-mRNA to
 70 remove introns, capping of the 5' terminus of mRNA,

- 4 -

transport to the cytoplasm, hybridization arrest and Ribonuclease H mediated mRNA hydrolysis.

At the present time, however, the development of practical scientific and therapeutic applications of antisense technologies is hampered by a number of technical problems. Synthetic antisense molecules are susceptible to rapid degradation by nucleases that exist in target cells. The oligonucleotide sequences of antisense DNA or RNA, for example, are destroyed by exonucleases acting at either the 5' or 3' terminus of the nucleic acid. In addition, endonucleases can cleave the DNA or RNA at internal phosphodiester linkages between individual nucleotides. As a result of such cleavage, the effective half-life of administered antisense compounds is very short, necessitating the use of large, frequently administered, dosages.

Another problem is the extremely high cost of producing antisense DNA or RNA using available semiautomatic DNA synthesizers.

A further problem relates to the delivery of antisense agents to desired targets within the body and cell. Antisense agents targeted to genomic DNA must gain access to the nucleus (i.e. the agents must permeate the plasma and nuclear membrane). The need for increased membrane permeability (increased hydrophobicity) must be balanced, however, against the need for aqueous solubility (increased hydrophilicity in body fluid compartments such as the plasma and cell cytosol).

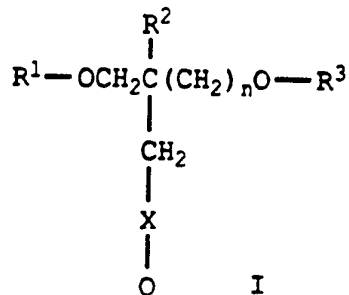
A still further problem relates to the stability of antisense agents whether free within the body or hybridized to target nucleic acids. Oligonucleotide sequences such as antisense DNA are susceptible to steric reconfiguration around chiral phosphorous centers.

Gene targeting via antisense agents is the predicted next step in human therapeutics [Armstrong, Business Week March 5, 1990 p.88]. The successful application of antisense technology to the treatment of disease however, requires finding solutions to the problems set forth above.

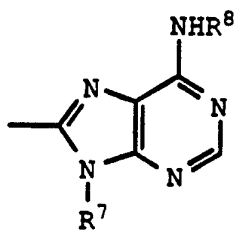
One approach to preparing antisense compounds that
110 are stable, nuclease resistant, inexpensive to produce and
which can be delivered to and hybridize with nucleic acid
targets throughout the body is to synthesize oligonucleotide
sequences with modifications in the normal phosphate-sugar
backbone structure and the point of attachment to the
115 nucleotide base. This invention is directed to such an
approach.

Summary of the Invention

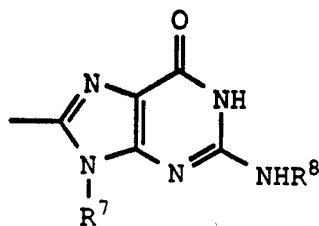
In a product aspect the invention relates to
 120 compounds of formula I



wherein R^1 is hydrogen or a blocking group that is compatible with oligonucleotide synthesis, such as methoxytrityl, or dimethoxytrityl; R^2 is hydrogen, nitro,
 125 lower alkyl amino, diloweralkyl amino or methyl; R^3 is hydrogen or $-P(R^4)OR^5$; R^4 is chloro, imidazolyl, 4-nitroimidazolyl, tetrazolyl, triazolyl or dilower-alkylamino preferably diisopropylamino; R^5 is methyl, 2,2,2-trichloroethyl or 2-cyanoethyl, preferably 2-cyanoethyl; X
 130 is oxygen, sulfur or $-NR^6-$, preferably oxygen; R^6 is hydrogen or lower-alkyl, preferably methyl; n is 0 to 2 and Q is a heterocyclic residue chosen from the group consisting of



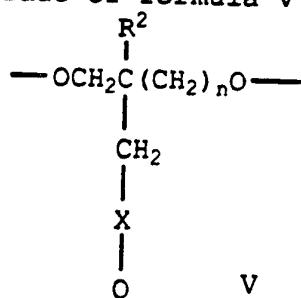
and



135 wherein R^7 is lower-alkyl or loweralkyloxy methylene and R^8

is hydrogen, benzoyl, anisoyl or lower-alkylcarbonyl. The point of attachment of the heterocycle Q is at the 8-position carbon rather than the 9-position nitrogen as in naturally-occurring nucleosides.

140 In a further product aspect the invention relates to an oligonucleotide sequence of from about 6 to about 200 bases, preferably from about 12 to about 24 bases, most preferably about 15 bases, in which one or more nucleosides are replaced by a residue of formula V



145 The compounds of formula I are useful as intermediates in the synthesis of the oligonucleotide sequences in which one or more residues are replaced. The oligonucleotide sequences are useful as antisense agents, 150 for the inhibition of gene expression, in nucleic acid sequencing, diagnostic assays and for the inhibition of nuclease degradation.

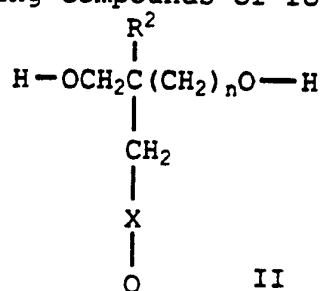
For the purposes of the invention lower-alkyl means a hydrocarbon radical consisting of from about one to 155 about four carbons in straight chains, branched or cyclic structures. Nucleoside and nucleotide have their standard meanings in the art: i.e. a nucleoside is a nucleoside base attached to a ribose or a 2-deoxyribose through the 9-position of the purine or the 1-position of the pyrimidine; 160 a nucleotide is a 3' or 5' ribose-O-phosphate ester of a nucleoside. Nucleoside bases comprise uracil, thymine, cytosine, guanine, adenine and their variously modified and derivatized congeners as known in the art. Examples of such modified and derivatized bases include 5-fluorouracil, 5- 165 bromouracil, 5-chlorouracil, 5-iodouracil, hypoxanthine, xanthine, 4-acetylcytosine, dihydrouracil, inosine, N6-isopentenyladenine, 1-methyladenine, 1-methylpseudouracil,

1-methylguanine, 1-methylinosine, 2,2-dimethylguanine, 2-methyladenine, 2-ethylguanine, 3-methylcytosine, 5-methyl-
 170 cytosine, N6-methyladenine, 7-methylguanine, 5-methyl-aminomethyluracil, 5-methoxyuracil, pseudouracil, queuosine, 2-thiocytosine, 5-methyl-2-thiouracil, 2-thiouracil, 4-thiouracil, 5-methyluracil, and 2,6-diaminopurine. The
 175 formulas and substituents retain the definitions initially assigned to them throughout the specification.

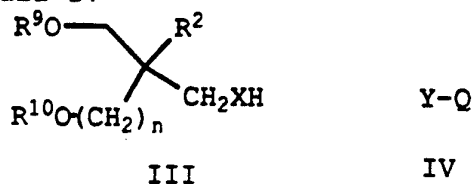
In a further composition aspect, the invention relates to compositions for inhibiting gene expression comprising the modified oligonucleotides described above and a pharmaceutically acceptable carrier.

180 In a method aspect, the invention relates to a method of inhibiting gene expression and to a method of inhibiting nuclease, particularly exonuclease, degradation of oligonucleotide sequences, which comprises providing a modified oligonucleotide described above.

185 In a process aspect, the invention pertains to processes for preparing compounds of formula II



which comprises reacting a compound of formula III with a compound of formula IV



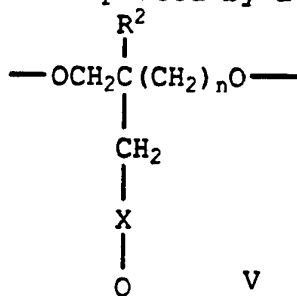
190 wherein Y is a leaving group readily displaced by a nucleophile and R^9 and R^{10} are hydrogen, in which case the compounds of formula II are obtained directly, or protecting groups for a hydroxyl function, in which case the compounds
 195 of formula II are obtained by removal of the protecting groups by means known in the art. Preferred leaving groups, Y, are bromine, chlorine, iodine, toluenesulfonate, and

- 9 -

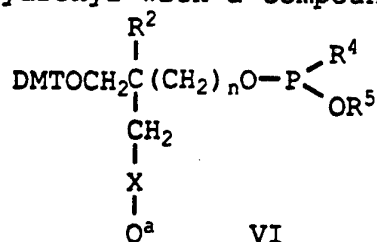
methanesulfonate; most preferred is bromine. Preferred protecting groups are t-butyl, benzyl, phenyl or substituted phenyl or isopropylidene; most preferred is isopropylidene.

Compounds of formula III wherein n is 0-2 are commercially available, known in the art or belong to known families of compounds and can be obtained as pure enantiomers.

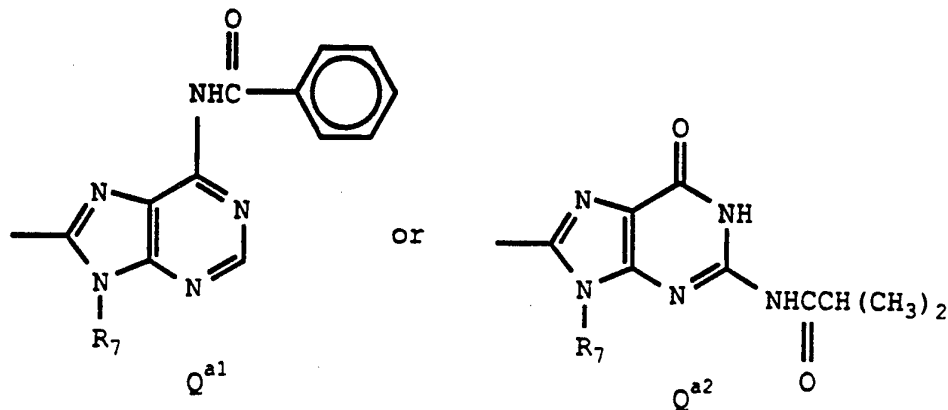
In a further process aspect the invention relates to a process for the synthesis of modified oligonucleotides in which a nucleoside is replaced by a residue of formula V



which comprises reacting an oligonucleotide sequence having one free 3' or 5' hydroxyl with a compound of formula VI



wherein DMT stands for the dimethoxytrityl residue and Q^a is the subset of Q wherein R^8 is other than hydrogen (R^{8a}). Preferably Q^a is



The oligomers wherein R^8 is hydrogen are then obtained from

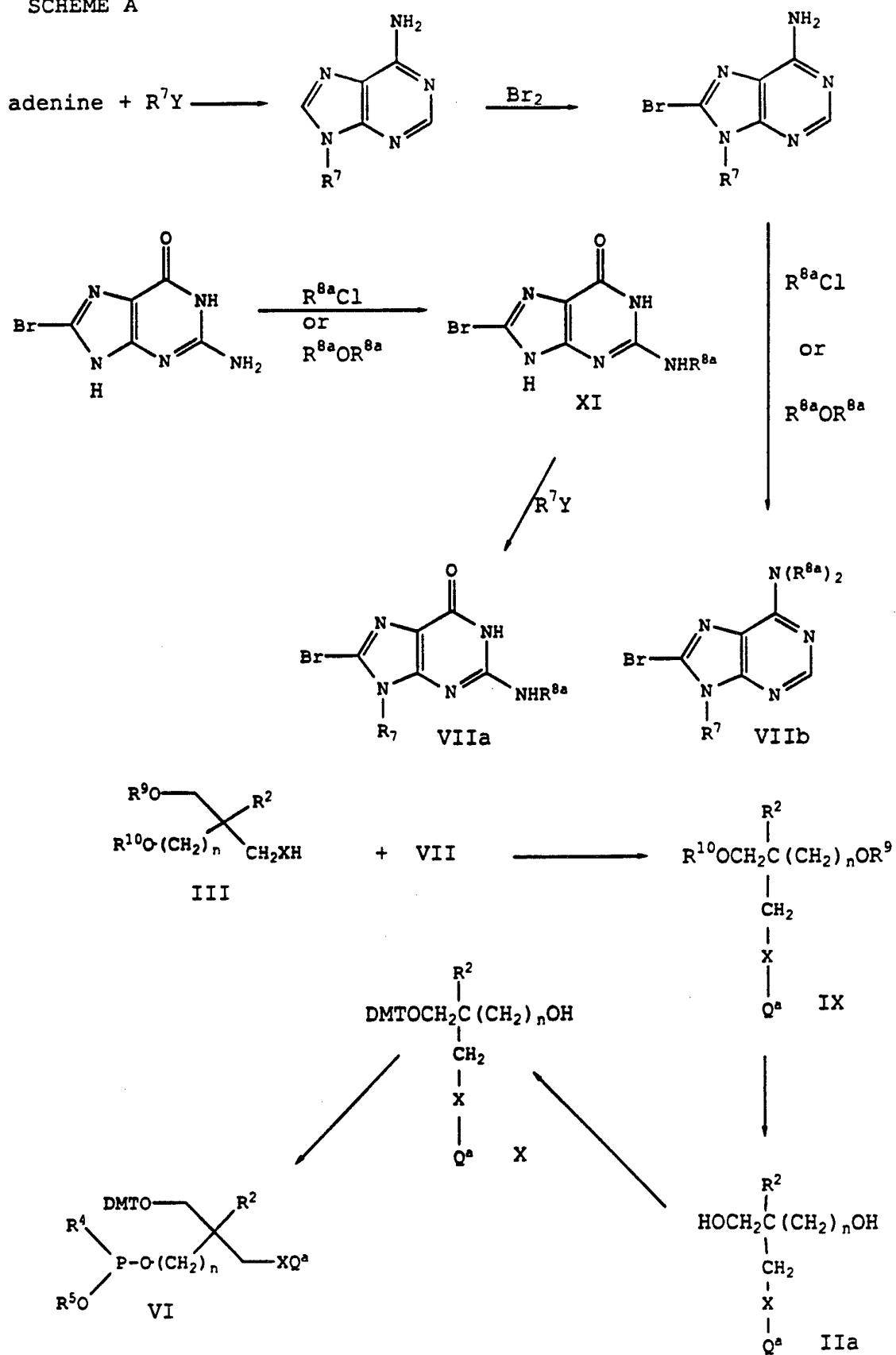
the corresponding R^{8a} oligomers by deprotection using methods well-known in the art.

220

Detailed Description Inclusive of Preferred Embodiments

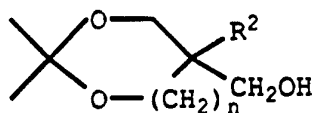
Compounds of formula I may be synthesized by the
225 route shown in scheme A:

SCHEME A



For guanosine analogs, commercially available 8-bromoguanine is acylated with an appropriate acid chloride or anhydride, preferably isobutyric anhydride, and alkylated with an appropriate lower-alkyl halide or sulfonate, preferably methyl iodide to produce a 2-acyl-9-alkyl-8-bromoguanine of formula VIIa. For adenosine analogs, commercially available adenine is alkylated with a lower-alkyl halide or sulfonate, preferably methyl iodide, brominated with molecular bromine at pH 4.0 in aqueous acetic acid-sodium acetate buffer and acylated with an acid chloride or anhydride, preferably benzoyl chloride to produce a 4,4-diacyl-9-alkyl-8-bromoadenine VIIb.

An 8-bromopurine (eg formulas VIIa or VIIb) is reacted with about 2 equivalents of the appropriate derivative of 1, ω -alkylenediol III in an inert solvent, preferably DMF. In the case where X is oxygen, it is preferred that R⁹ and R¹⁰ together form an isopropylidene residue; i.e. III is:



IIIa

wherein n is 0 to 2, preferably 0 or 1 and it is preferred that the sodium salt of the alcohol be preformed by the addition of one equivalent of sodium hydride. The 8-bromopurine is then added to the alcoholate in the inert solvent. In the case where X is sulfur or -NR⁶- it is not necessary to protect the 1, ω -dihydroxyl functionality i.e. R⁹ and R¹⁰ may be hydrogen, and it is not necessary to preform the sulfur or nitrogen anions.

When R⁹ and R¹⁰ are other than hydrogen, it is necessary to convert them to hydrogen after condensation with the bromopurine by appropriate deprotection. Thus in the preferred case where X is oxygen and R⁹ and R¹⁰ together form a propylidene residue (IIIa), deprotection is accomplished by procedures well known in the art, for example using mild acid such as 0.25M H₂SO₄ in dioxane.

The compounds of formula IIa are prepared for incorporation into oligonucleotide sequences by protection of one hydroxyl with 4,4'-dimethoxytrityl chloride according to procedures well-known in the art [see Schaller, Lerch and Khorana, J. Am. Chem. Soc. **85** 3821-3827 (1963)] followed by reaction of the other hydroxyl with about 3 equivalents of 2-cyanoethyl N,N-diisopropylchlorophosphoramidite in THF also according to procedures known in the art [see Sinha et al. Tet. Lett. **24**, 5843-5846 (1983)]. The compounds of formula VI that are preferred for further elaboration into sequences are the compounds in which R⁴ is diisopropylamino and R⁵ is β -cyanoethyl, but other "monomers" (VI) in which R⁴ is chlorine, imidazole, 4-nitroimidazole, tetrazole, triazole, or other dilower-alkylamines and R⁵ is methyl or 2,2,2-trichloroethyl may also be made by procedures known in the art [see Matteucci and Caruthers Tet. Lett. **22**, 1859-1862 (1981) and Schaller et al. op. cit.]

The monomer unit VI and its precursor X are chiral compounds. The racemic mixture that arises from the synthesis as shown may be incorporated into oligomers, giving rise to diastereomeric sets of oligomers, which may themselves be separated if desired, or the enantiomers may be separated at the monomer stage. Common techniques that may be used if resolution is desired include chromatography on chiral media or the promotion of diastereomeric esters of X with single enantiomers of chiral acids, separation of the diastereomers and hydrolysis to provide single enantiomers of X.

The compounds of formula VI are incorporated into oligonucleotide sequences by the substitution of a compound of formula VI for its corresponding dimethoxytrityl nucleoside phosphoramidite in standard procedures for the synthesis of oligonucleotides. Particularly preferred are solid phase syntheses such as those described by Matteucci and Caruthers [J. Am. Chem. Soc. **103**, 3185-3191 (1981)] and Gait [Oligonucleotide Synthesis: A Practical Approach, ed. by M.J. Gait p. 35-81 IRL Press, Washington, D.C. 1984.]

300 The initial step in solid phase synthesis is
attachment of a nucleoside to a solid support, preferably a
controlled pore glass (CPG) support. The nucleoside is
preferably attached to the CPG via a succinate linkage at
the 3'-hydroxy position of the nucleoside. Other means of
305 attaching nucleosides to solid supports are known and
readily apparent to those of skill in the oligonucleotide
synthesis art.

 Following attachment of the first nucleoside to
the solid support, chain elongation occurs via the
310 sequential steps of removing the 5'-hydroxy protecting
group, activating the 5'-hydroxy group in the presence of a
phosphoramidite reagent, adding the desired nucleosides,
capping the unreacted nucleosides and oxidizing the
phosphorous linkage. The protecting group at the 5'-hydroxy
315 position of the attached nucleosides is removed with acid,
preferably trichloroacetic acid.

 Activating reagents that can be used in accordance
with this method are well known to those of skill in the
art. Preferred activating reagents are tetrazole and
320 activator gold (Beckman Instr. Inc., Palo Alto, CA).

 The activation step occurs in the presence of the
added nucleoside and a trityldiolcyanophosphine compound,
which compound replaces the nucleoside phosphoramidite of
coventional synthetic methods. Unreacted chains are
325 terminated or capped with capping reagents such as acetic
anhydride and N-methyl imidazole.

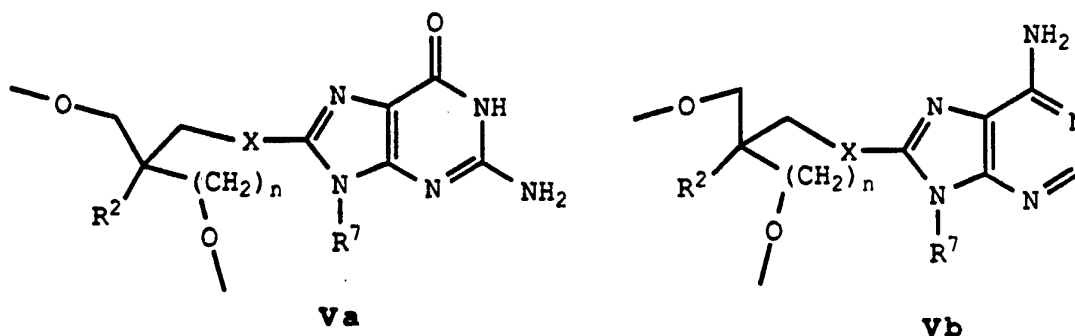
 The labile trivalent phosphorus linkage is
oxidized, preferably with iodine, to the stable, pentavalent
phosphodiester linkage of the oligonucleotide.

330 After the desired oligonucleotide chain assembly
is complete, the phosphate protecting groups are removed,
the chains are separated from the solid support and the base
protecting groups are removed by conventional methods.
Gaits, supra at 67-70.

335 The compounds of the present invention are useful
in treating mammals with hereditary disorders or diseases
associated with altered genetic expression mechanisms.

Examples of such diseases are viral infections such as HIV, cytomegalovirus, herpes simplex, hepatitis B, papilloma virus and picornavirus; cancers of the lung, colon, cervix, breast and ovary; inflammatory diseases; and diseases of the immune system such as acquired immunodeficiency syndrome (AIDS), hematological neoplasma and hyperproliferative disorders. Armstrong, *supra* at 89; Klausner, *Biotechnology* **8**, 303 (1990).

Representative embodiments are disclosed in the examples which follow. It will be apparent to those skilled in the art that the examples may be readily modified by standard procedures to produce nucleotide oligomers of other lengths and with other sequences. Targets for synthesis will usually be chosen by substituting a residue of formula Va or Vb for guanosine or adenosine respectively in the



sequence which is to be protected from nuclease degradation or which is complementary to a sequence which is to be disabled.

The structures of the compounds of the invention were established by the mode of synthesis, by elemental analysis, and by infrared, nuclear magnetic resonance, and mass spectroscopy. The course of the reactions and identity and homogeneity of the products were assessed by thin layer chromatography or high pressure liquid chromatography. The abbreviation THF stands for tetrahydrofuran, DMF stands for N,N-dimethylformamide, iPr stands for isopropyl and DMT stands for 4,4'-dimethoxytrityl. Temperatures are given in degrees centigrade.

- 16 -

Example 19-Methyladenine

370

A mixture of 43.2 g (0.23 mol) of adenine and 210 ml of 40% aqueous tetrabutylammonium hydroxide was stirred at room temperature for 30 minutes and 250 ml of methylene chloride was added. To this heterogenous mixture was added 375 40 ml (0.64 mol) of methyl iodide in 200 ml of methylene chloride. A further 450 ml of methylene chloride was added and the reaction was stirred vigorously for ten hours. The reaction was cooled to 10° and the liquid phase comprising methylene chloride and water was decanted from a milky pre- 380 cipitate which had formed. Methanol was added to the precipitate and the mixture warmed gently to 40°, cooled to 10° and the resulting granular solid filtered off. The solid was recrystallized from 350 ml of water to provide 20.9 g of 9-methyladenine.

385

Example 28-Bromo-9-methyladenine

Fifteen grams (0.1 mol) of 9-methyladenine of Example 1 was dissolved in 1.5 liters of buffer prepared 390 from 30.8 g of sodium acetate, 1.4 liters of water and sufficient acetic acid to provide a pH of 4.0. To this solution was added dropwise 25 ml of bromine in 2 liters of water over a period of two hours. The reaction was stirred a further two hours and the resulting solid filtered off and 395 rinsed with the water. The solid was air dried and warmed to about 50° in about 80 ml of methanol, stripped to a hazy suspension and filtered. The precipitate after rinsing with water and drying at 40° under vacuum overnight weighed 15.6 g. The filtrate was stripped of methanol and a further 1.6 400 g was collected. The combined solids were triturated in about 100 ml of acetone for three hours and then allowed to sit overnight. The resulting precipitate was filtered and washed with acetone to yield 13.3 g after drying at 40° on a vacuum pump overnight.

405

Example 3

6-(Dibenzoylamino)-8-bromo-9-methyl-purine

Thirty-four grams (0.15 mol) of 6-amino-8-bromo-9-methylpurine prepared according to the procedure of Example 2 was dissolved in 100 ml of anhydrous pyridine and stripped. The residue was redissolved in 800 ml of pyridine, cooled to 0 to 10° and 80 ml (0.69 mol) of benzoylchloride was added dropwise over the course of two hours. The reaction was stirred at 15 degrees for a further four hours and decanted from a small amount of insoluble residue into ice water saturated with sodium bicarbonate. The product was extracted into about 2.5 liters of methylene chloride, dried over magnesium sulfate, filtered and stripped. The residue was stripped twice with toluene to remove traces of pyridine, dissolved in about 150 ml of ethyl acetate and seeded. After crystallization had begun a further 70 ml of ethyl acetate was added and after two hours the mixture was chilled and about 34 g of product was collected by filtration. The product was dissolved in about 500 ml of methylene chloride and filtered through about 400 ml of silica gel to yield, after stripping, 21.5 g of 6-(dibenzoylamino)-8-bromo-9-methyl-purine.

Example 46-(Benzoylamino)-9-methyl-8-[5-(2,2,5-trimethyl-1,3-dioxanylmethoxy)]purine

To a suspension of 1.5 g (37.5 mmol) of 60% sodium hydride in oil was added 5.0 g (31 mmol) of 2,2,5-trimethyl-5-[1,3]dioxanemethanol prepared according to the procedure of V.W. Gash, J. Org. Chem. 37, 2197-2201 (1972). The mixture was stirred at 30° for about one hour and 12 g (27 mmol) of 8-bromo-6-(dibenzoylamino)-9-methyl-purine of Example 3 was added with stirring. After 90 min TLC showed mainly starting material so a further 18 mmol of the sodium salt of the hydroxymethyldioxane was added. The mixture was stirred at 35°C for twelve hours. TLC showed some remaining starting material so a further 8 mmol of sodium salt was added and the reaction stirred for a further four hours at 35°. The reaction was cooled to 10° and dripped into a mixture of ice water and ethyl acetate. The layers were

- 18 -

445 separated and the aqueous layer comprising about 400 ml was
extracted three times with 500 ml of ethyl acetate. The
ethyl acetate washings were combined, dried over magnesium
sulfate, filtered and stripped on the rotovap with a vacuum
pump to yield 18.4 g of thick yellow oil that still
450 contained mineral oil from the sodium hydride. The 18.4 g
of oil was dissolved in 400 ml of methylene chloride
containing 1 ml of triethylamine and applied to 250 ml of
silica gel. After some impurities had rinsed through, the
product was eluted with 10% methanol in dichloromethane
455 containing 0.2% triethylamine. Eight grams of yellow solid
product and 1.4 g of a light yellow gum consisting of
product and some DMF were obtained.

Example 5

460 6-Benzoylamino-8-[3-hydroxy-2-(hydroxymethyl)-2-methylpropoxy]-9-methylpurine

The 8 g of yellow solid of the previous example
was dissolved in 60 ml of dioxane and 60 ml of 0.25 molar
sulfuric acid was added. The reaction was stirred at room
temperature for two hours and then allowed to stand at room
465 temperature for five days. The pH was adjusted to 7.5 with
triethylamine and the reaction stripped at 35°. The
reaction was stripped twice with toluene to remove remaining
water. The 11 g of residue was dissolved in 150 ml of
methylene chloride and chromatographed on 445 ml of silica
470 gel eluting with a gradient from 1 to 10% methanol in
dichloromethane. The product which came off with 10%
methanol in dichloromethane was recrystallized from ethyl
acetate to provide 5.25 g of 6-(benzoylamino)-8-[3-hydroxy-
2-(hydroxymethyl)-2-methylpropoxy]-9-methylpurine.

475

Example 6

Compound X: R₂ = methyl, X = oxygen, Q^a = Q^{a1}, R₇ = methyl

A solution of 500 mg (13.5 mmol) of the diol from
Example 5 in 20 ml of pyridine was stirred with 500 mg (14
480 mmol) of dimethoxytrityl chloride at room temperature for 18
hours and 1 ml of methanol was added. The reaction was
stirred another six hours and poured into saturated aqueous

bicarbonate. The product was extracted three times with methylene chloride, washed with water, dried over sodium sulfate, filtered and stripped twice with toluene. The resulting glass was dissolved in 5% methanol in methylene chloride containing about 0.1% triethylamine and chromatographed on silica gel eluting with a gradient from 1 to 10% methanol in methylene chloride. The product came off at about 2 to 5% methanol in methylene chloride containing about 0.1% triethylamine. The resulting foam was dissolved in a small volume of methanol then two drops of triethylamine and about 10 ml of water was added and the resulting solid filtered off to yield 530 mg of product.

Example 7

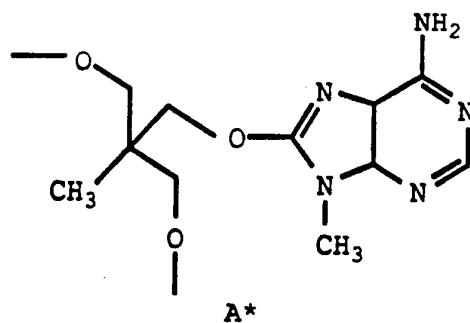
Compound VI: R₂ = methyl, R₄ = diisopropylamino,

R₅ = cyanoethyl, X = oxygen, Q^a = Q^{a1} and R₇ = methyl

The condensation of the product of example 6 with phosphoramidite was carried out as described by Sinha et al. Tett. Letters 24, 5843-5846 (1983). The reaction mixture was placed directly on a silica gel column which had been equilibrated with nitrogen-saturated methyl acetate containing 0.5% triethylamine. Upon elution with the above mixture, 600 mg of product containing a small amount of starting material was obtained. It was rechromatographed on silica gel with nitrogen-saturated 20% ethyl acetate in methylene chloride containing 0.5% triethylamine to obtain 100 mg of pure product.

Examples 8 to 12

The oligomers of examples 8 to 12 were synthesized using standard procedures on an Applied Biosystems model 380B DNA synthesizer with modifications as outlined. In all successful couplings a 5-fold to 10-fold excess of the acyclic monomer from example 7 was used. In the following table, A* indicates a residue of structure:



The purity of the oligomers was assessed by reverse phase
 520 and ion exchange HPLC.

Table 1

<u>Example</u>	<u>Structure</u>
8	5'-CCT TCT CA*G TCG GA*C-3'
525 9	5-AAC GTT GAG GGG CA*T-3'
10	5'AAA AAA AAA AAA AA*A-3'
11	5'-AAA AAA AAA AAA A*AA-3'
12	5'- A*A*A* A*A*A* A*A*A* A-3'

530

Example 13

6-(Benzoylamino)-9-methyl-8-[5-(2,2-dimethyl-1,3-dioxanyl)methoxy]purine, IX:

R₂ = H, R₉ + R₁₀ = isopropylidene, X = O, Q^a = Q^{a1}, R₇ = CH₃

By a procedure analogous to that of example 4,
 535 4.17 g of 6-(benzoylamino)-9-methyl-8-[5-(2,2-dimethyl-1,3-
 dioxanyl)methoxy]purine was synthesized from 7.4 g (17 mmol)
 of 8-bromo-6-(dibenzoylamino)-9-methylpurine of example 3
 and 5.16 g (35 mmol) of 2,2-dimethyl-5-hydroxymethyl-1,3-
 dioxane.

540

- 21 -

Example 146-(Benzoylamino)-8-[3-hydroxy-2-(hydroxymethyl)propoxy]-9-methylpurine. IIa:

By a process analogous to that of example 5, 1.5 g of 6-(benzoylamino)-8-[3-hydroxy-2-(hydroxymethyl)propoxy]-9-methylpurine was synthesized from 4.1 g of the isopropylidene-protected diol of example 13. The product was recrystallized from methanol/ether; m.p. 151-153° as the monohydrate.

550

Example 15N-(8-Bromo-6,7-dihydro-6-oxo-3H-purin-2-yl)-2-methylpropanamide. XI: $R^{8a} = (CH_3)_2CHCO-$

A suspension of 3.45 g (15 mmol) of 8-bromoguanine in 100 ml of isobutyric anhydride was heated at 150° under nitrogen for 4 hours, cooled and 3.6 g of product filtered off. The product was washed with ether and used in example 16.

555

Example 16N-(8-Bromo-6,9-dihydro-9-methyl-6-oxo-3H-purin-2-yl)-2-methylpropanamide.

560

By a process analogous to that of example 1, 3.0 g (10 mmol) of N-(8-bromo-6,7-dihydro-6-oxo-3H-purin-2-yl)-2-methylpropanamide of example 15 was converted to 610 mg of N-(8-bromo-6,9-dihydro-9-methyl-6-oxo-1H-purin-2-yl)-2-methylpropanamide m.p. 294° (d) from chloroform/hexane.

565

Example 17N-(8-bromo-6,9-dihydro-6-oxo-9-propyl-3H-purin-2-yl)-2-methylpropanamide.

By a process analogous to that of example 16, it is contemplated that N-(8-bromo-6,9-dihydro-6-oxo-9-propyl-3H-purin-2-yl)-2-methylpropanamide may be synthesized from N-(8-bromo-6,7-dihydro-6-oxo-3H-purin-2-yl)-2-methylpropanamide of example 15 substituting n-propyl iodide for methyl iodide.

575

Example 18

Compound IIa: R² = H, X = NCH₃, Q^a = Q^{a1}, R⁷ = CH₃

By a process analogous to that of example 4, it is contemplated that compound IIa above may be obtained from the bromopurine of example 3 and 2-[(methylamino)methyl]-1,3-propanediol which is obtained by monomethylation of 2-methylamino-1,3-propanediol.

Example 19

Compound IIa: R² = H, X = S, Q^a = Q^{a1}, R⁷ = CH₃

By a process analogous to that of example 4, it is contemplated that compound IIa above, may be obtained from the bromopurine of example 3 and 5-mercaptomethyl-2,2-dimethyl-1,3-dioxane.

It is contemplated that 5-mercaptomethyl-2,2-dimethyl-1,3-dioxane may be synthesized from the corresponding alcohol (see example 4) by iodination with iodine/triphenyl phosphine followed by displacement with sodium sulfide.

Representative oligomers of the invention were tested for nuclease inhibition, for hybridization, and for inhibition of mRNA translation.

Nuclease Stability

Antisense oligonucleotides were evaluated (and compared against unmodified oligonucleotides) for their stability in the presence of 10% (v/v) fetal bovine serum (FBS) in RPMI 1640 cell culture media containing 20 mM HEPES buffer (complete media). FBS and human serum are known to contain a 3'-->5' exonuclease activity. This represents the only nuclease activity we have been able to detect in FBS, human serum, and human plasma. Oligonucleotide samples were incubated at 37°C in complete media over a six hour time period and the amount of parent compound determined using an HPLC-based procedure.

The compound of example 10 elutes as two major peaks on a GEN-PAK FAX (Waters) anion exchange column. These two peaks represent the expected R and S forms of the molecule. After six hours in the presence of 10% FBS, a

stable reaction product was observed for example 10. In
615 contrast to the degradation of d(A)₁₅, the progression of
the FBS associated 3'-->5' exonuclease activity is halted at
the acyclo residue.

Measurement of DNA/DNA Duplex Melting Temperatures

Oligonucleotide concentrations were determined
620 spectrophotometrically utilizing extinction coefficients at
260 nm calculated using the method and values presented by
Warsaw, Cantor, and Tinoco [CRC Handbook of Biochemistry and
Molecular Biology (G.D. Fasman, editor) 1:589 (1975)].
Equimolar concentrations of oligonucleotide and its comple-
625 mentary sequence were combined (in 0.1 mM EDTA, 10 mM sodium
phosphate, 0.1 M NaCl, pH 7.0) heated to 80°C and allowed to
cool slowly at room temperature. Samples were allowed to
remain at room temperature for about 2.5 hours. Samples
were then heated at a rate of 0.5°C/min (25°C-75°C) in a
630 thermostatically controlled heat block and absorbance
monitored at 260 nm using a Perkin Elmer Lambda 4C UV
spectrophotometer. A₂₆₀ measurements were taken every 15
seconds. Data were transferred to a DEC VAX for data
analysis using RS/1 data analysis software. T_m's were
635 determined from a plot of dA₂₆₀/dT vs. temperature. The T_m
is that temperature at which dA₂₆₀/dT is maximum. The
results are presented in Table 2.

Table 2

Oligomer ID	Sequence 5'-->3'	TM(°C)	Delta Tm
Control	AAA AAA AAA AAA AAA	42.0	--
ex 10	AAA AAA AAA AAA AA*A	40.0	-2.0
ex 11	AAA AAA AAA AAA A*AA	38.0	-4.0
Control	CCT TCT CAG TCG GAC	64.6	--
ex 8	CCT TCT CA*G TCG GA*C	58.1	-6.5
Control	AAC GTT GAG GGG GAT	64.3	--
ex 9	AAC GTT GAG GGG GA*T	64.2	-0.1
ex 12	A*A*A* A*A*A* A*A*A* A	--	--

640

Total Strand Concentration = 9.0 uM

A* = 9-methyl-8-acycloadenosine

645 Example 12 (a diastereomeric mixture) and its complementary strand were annealed overnight at 4°C prior to melting and the rate of temperature increase set at 0.1°C/min over the temperature range of 18°C-38°C with A260 measurements taken every 30 sec. The thermal denaturation profile for this
 650 duplex was not very sharp with more than one dA260/dT maximum observed; however, it would indicate that hybridization did occur.

Inhibition of Rabbit Alpha Globin mRNA Translation

Cell free translation of rabbit globin mRNA
 655 (Bethesda Res. Labs, Gaithersburg, MD) +/- 6.5 units/5 uL E.coli RNase H (Boehringer Mannheim, Indianapolis, IN) with the addition of antisense oligonucleotides was carried out using rabbit reticulocyte lysate (Promega, Madison, WI) in a total volume of 50 uL. 25 uCi of 35S-methionine (New

660 England Nuclear, Boston, MA) was added to each translation
reaction. Translations were incubated at 30°C for 10 min.,
after which time samples were snap frozen on dry ice. Alpha
and beta globin chains were separated using SDS-
polyacrylamide gel electrophoresis. The 15 cm gels were
665 prepared using electrophoresis buffer (0.1 M sodium
phosphate, pH 7.2 containing 1.0 g of SDS/L) and contained
12.5% acrylamide and 0.6% bisacrylamide. Aliquots (1 uL) of
translation reactions were diluted with 11 uL of loading
buffer consisting of electrophoresis buffer, 1.1% 2-
670 mercaptoethanol, 2.5% glycerol and bromphenol blue. Samples
were denatured by heating to 100°C for 3 min. before loading
onto gels. The gels were run for 18 hours at 30 mAMP.
After electrophoresis, gels were stained with coomassie
blue, dried and autoradiographed at -70°C for 16 hours.

675 Quantitation of the effects of alpha globin
directed antisense oligonucleotides on the synthesis of
alpha globin was done by scanning the autoradiographs using
an Ultrascan XL laser densitometer (LKB/Bromma) linked to an
AT&T PC6300 computer. Data were collected, displayed and
680 integrated with the Gelscan XL data analysis software
package (LKB/Bromma). Effects of oligomers on protein
synthesis were expressed as a percent of control alpha
globin synthesis. The oligomer of example 8 inhibited
translation to $74 \pm 10\%$ of control in the absence of RNase H
685 and $84 \pm 5\%$ in the presence of RNase H at an oligomer strand
concentration of 30 μM .

The pharmaceutical compositions of the present
invention include one or more of the compounds of this
invention formulated into compositions together with one or
690 more non-toxic physiologically acceptable carriers,
adjuvants or vehicles which are collectively referred to
herein as carriers, for parenteral injection, for oral
administration in solid or liquid form, for rectal or
topical administration, and the like.

695 The compositions can be administered to humans and
animals either orally, rectally, parenterally
(intravenously, intramuscularly or subcutaneously),

intracisternally, intravaginally, intraperitoneally,
locally (powders, ointments or drops), or as a buccal or
700 nasal spray.

Compositions suitable for parenteral injection may
comprise physiologically acceptable sterile aqueous or
nonaqueous solutions, dispersions, suspensions or emulsions
and sterile powders for reconstitution into sterile
705 injectable solutions or dispersions. Examples of suitable
aqueous and nonaqueous carriers, diluents, solvents or
vehicles include water, ethanol, polyols (propylene glycol,
polyethyleneglycol, glycerol, and the like), suitable
mixtures thereof, vegetable oils (such as olive oil) and
710 injectable organic esters such as ethyl oleate. Proper
fluidity can be maintained, for example, by the use of a
coating such as lecithin, by the maintenance of the required
particle size in the case of dispersions and by the use of
surfactants.

715 These compositions may also contain adjuvants such
as preserving, wetting, emulsifying, and dispensing agents.
Prevention of the action of microorganisms can be ensured by
various antibacterial and antifungal agents, for example,
parabens, chlorobutanol, phenol, sorbic acid, and the like.
720 It may also be desirable to include isotonic agents, for
example sugars, sodium chloride and the like. Prolonged
absorption of the injectable pharmaceutical form can be
brought about by the use of agents delaying absorption, for
example, aluminum monostearate and gelatin.

725 If desired, and for more effective distribution,
the compounds can be incorporated into slow release or
targeted delivery systems such as polymer matrices,
liposomes, and microspheres. They may be sterilized, for
example, by filtration through a bacteria-retaining filter,
730 or by incorporating sterilizing agents in the form of
sterile solid compositions which can be dissolved in sterile
water, or some other sterile injectable medium immediately
before use.

Solid dosage forms for oral administration include
735 capsules, tablets, pills, powders and granules. In such

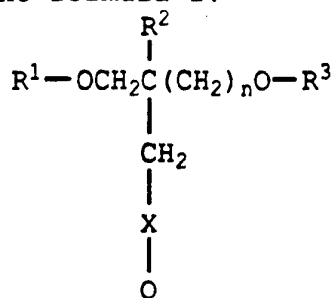
solid dosage forms, the active compound is admixed with at least one inert customary excipient (or carrier) such as sodium citrate or dicalcium phosphate or (a) fillers or extenders, as for example, starches, lactose, sucrose, 740 glucose, mannitol and silicic acid, (b) binders, as for example, carboxymethylcellulose, alginates, gelatin, polyvinylpyrrolidone. sucrose and acacia, (c) humectants, as for example, glycerol, (d) disintegrating agents, as for example, agar-agar, calcium carbonate, potato or tapioca 745 starch, alginic acid, certain complex silicates and sodium carbonate, (e) solution retarders, as for example, paraffin, (f) absorption accelerators, as for example, quaternary ammonium compounds, (g) wetting agents, as for example, cetyl alcohol and glycerol monostearate, (h) adsorbents, as 750 for example, kaolin and bentonite, and (i) lubricants, as for example, talc, calcium stearate, magnesium stearate, solid polyethylene glycols, sodium lauryl sulfate or mixtures thereof. In the case of capsules, tablets and pills, the dosage forms may also comprise buffering agents.

755

- 28 -

We claim:

1. A compound of the formula I:



wherein

R^1 is hydrogen, or a blocking group that is compatible
 5 with oligonucleotide synthesis;

R^2 is hydrogen or methyl;

R^3 is hydrogen or $-P(R^4)OR^5$;

R^4 is chlorine, 4-nitroimidazole, imidazole,
 tetrazole, triazole or di(lower-alkyl)amino-;

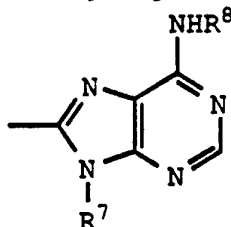
10 R^5 is methyl, 2-cyanoethyl or 2,2,2-trichloroethyl;

n is from 0 to 2

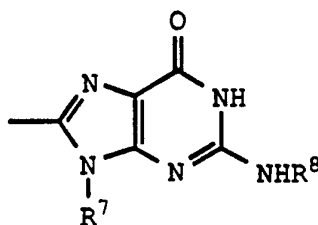
X is oxygen, sulfur, or $-NR^6$;

R^6 is hydrogen or lower alkyl;

15 Q is chosen from the group consisting of



and

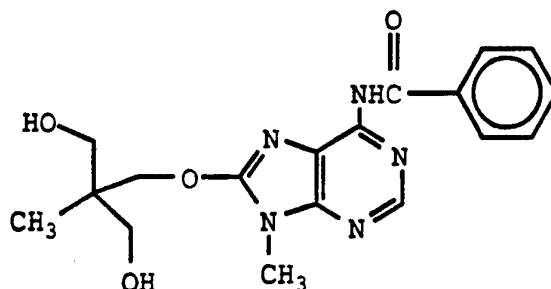


R^7 is lower-alkyl; and

R^8 is hydrogen, benzoyl,, anisoyl, or lower-alkyl carbonyl.

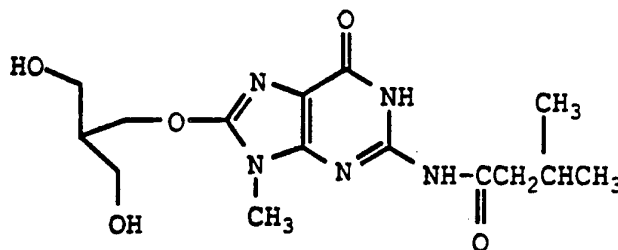
- 29 -

2. A compound according to claim 1 wherein R¹ and R³ are both hydrogen.
3. A compound according to claim 2 wherein R⁷ is methyl and n is 1.
4. A compound according to claim 3 wherein X is oxygen.
5. A compound of formula



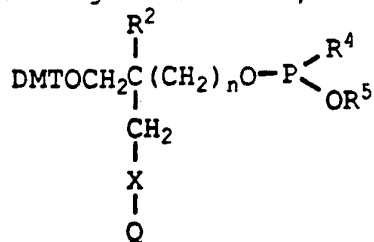
according to claim 4.

6. A compound of formula



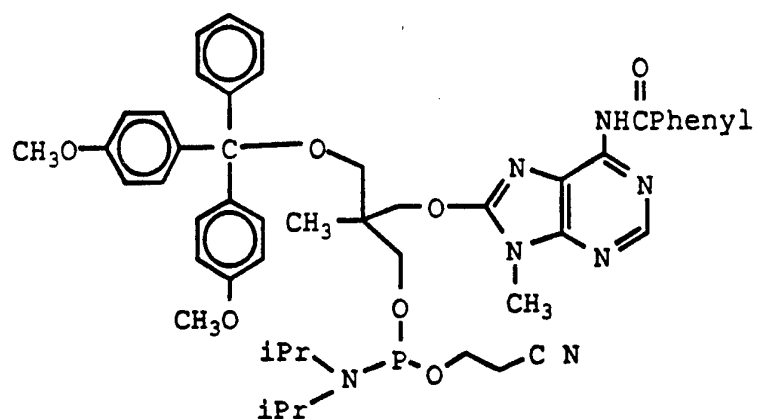
according to claim 4.

7. A compound according to claim 1, having the formula;



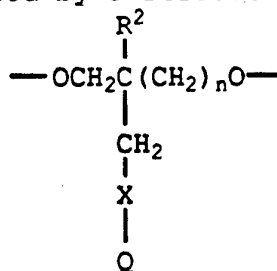
wherein R⁸ is benzoyl or lower-alkylcarbonyl.

8. A compound according to claim 7 wherein R⁵ is cyanoethyl, n is 1 and R⁴ is diisopropylamino.
9. A compound according to claim 8 wherein X is oxygen.
10. A compound of formula



according to claim 9.

11. A compound comprising an oligonucleotide sequence of from about 6 to about 200 bases in which one or more nucleosides are replaced by a residue of formula



5 wherein

R² is hydrogen or methyl;

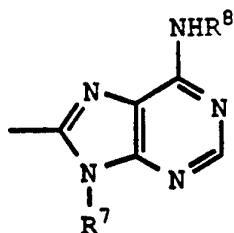
X is oxygen, sulfur or -NR⁶;

n is 0 to 2

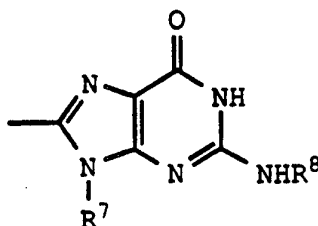
R⁶ is hydrogen or lower-alkyl;

10 Q is chosen from the group consisting of

- 31 -



and



R7 is lower-alkyl; and

R8 is hydrogen, benzoyl, anisoyl, or lower-alkyl carbonyl.

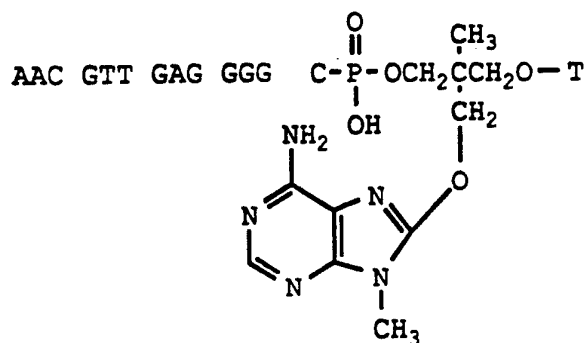
15

12. A compound according to claim 11 wherein X is oxygen and n is 1.

13. A compound according to claim 12 wherein said oligonucleotide sequence comprises from about 12 to about 24 bases.

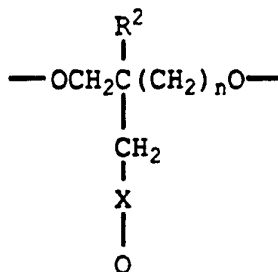
14. A compound according to claim 13 wherein said oligonucleotide sequence comprises 15 bases.

15. A compound of formula



according to claim 14.

16. A method of inhibiting nuclease degradation of an oligonucleotide comprising replacing one or more nucleosides in said oligonucleotide by a residue of formula



wherein

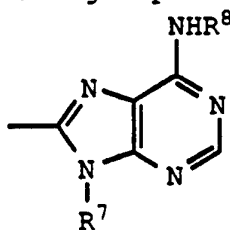
R^2 is hydrogen or methyl;

X is oxygen, sulfur or ---NR^6 ;

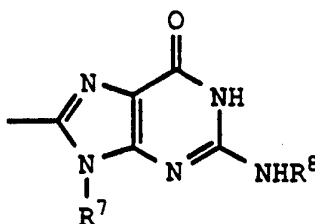
n is 0 to 2

R^6 is hydrogen or lower-alkyl;

Q is chosen from the group consisting of



and



17. A method of inhibiting gene expression comprising providing an effective amount of a compound according to claim 11.

18. A method of inhibiting gene expression comprising providing an effective amount of a compound according to claim 13.

19. A composition for inhibiting gene expression comprising a compound according to claim 11 and pharmaceutically acceptable carrier.

20. A composition for inhibiting gene expression comprising a compound according to claim 13 and pharmaceutically acceptable carrier.

INTERNATIONAL SEARCH REPORT

International Application No
PCT/US 94/02995

A. CLASSIFICATION OF SUBJECT MATTER

IPC 5 C07D473/34 C07D473/18 C07F9/6561 C07H21/00 C12N15/11
A61K31/70

According to International Patent Classification (IPC) or to both national classification and IPC

B. FIELDS SEARCHED

Minimum documentation searched (classification system followed by classification symbols)

IPC 5 C07D C07F C07H C12N A61K

Documentation searched other than minimum documentation to the extent that such documents are included in the fields searched

Electronic data base consulted during the international search (name of data base and, where practical, search terms used)

C. DOCUMENTS CONSIDERED TO BE RELEVANT

Category *	Citation of document, with indication, where appropriate, of the relevant passages	Relevant to claim No.
A	EP,A,0 175 325 (PIERREL S.P. A.) 26 March 1986 *Document*	1-6
A	EP,A,0 520 552 (PIERREL S.P.A.) 30 December 1992 *Page 11: example 30* *Page 12: example 37*	1-6
A	EP,A,0 313 289 (BEECHAM) 26 April 1989 *Page 9-11: claims*	1
A	EP,A,0 353 955 (BEECHAM) 7 February 1990 *Page 32-37: claims*	1-10
A	EP,A,0 413 544 (BEECHAM) 20 February 1991 *Page 12-14*	1
	--- -/--	



Further documents are listed in the continuation of box C.



Patent family members are listed in annex.

* Special categories of cited documents :

- *A* document defining the general state of the art which is not considered to be of particular relevance
- *E* earlier document but published on or after the international filing date
- *L* document which may throw doubts on priority claim(s) or which is cited to establish the publication date of another citation or other special reason (as specified)
- *O* document referring to an oral disclosure, use, exhibition or other means
- *P* document published prior to the international filing date but later than the priority date claimed

T later document published after the international filing date or priority date and not in conflict with the application but cited to understand the principle or theory underlying the invention

X document of particular relevance; the claimed invention cannot be considered novel or cannot be considered to involve an inventive step when the document is taken alone

Y document of particular relevance; the claimed invention cannot be considered to involve an inventive step when the document is combined with one or more other such documents, such combination being obvious to a person skilled in the art.

* & * document member of the same patent family

Date of the actual completion of the international search

4 July 1994

Date of mailing of the international search report

13. 07. 94

Name and mailing address of the ISA

European Patent Office, P.B. 5818 Patentlaan 2
NL - 2280 HV Rijswijk
Tel. (+ 31-70) 340-2040, Tlx. 31 651 epo nl,
Fax: (+ 31-70) 340-3016

Authorized officer

Luyten, H

INTERNATIONAL SEARCH REPORT

International Application No.

PCT/US 94/02995

C.(Continuation) DOCUMENTS CONSIDERED TO BE RELEVANT

Category *	Citation of document, with indication, where appropriate, of the relevant passages	Relevant to claim No.
A	US,A,4 965 270 (MICHAEL R. HARNDEN ET. AL.) 23 October 1990 cited in the application *Column 56-58: claims* -----	1

INTERNATIONAL SEARCH REPORT

Information on patent family members

International Application No

PCT/US 94/02995

Patent document cited in search report	Publication date	Patent family member(s)	Publication date
EP-A-0175325	26-03-86	AU-B- 591462	07-12-89
		AU-A- 4767285	27-03-86
		CA-A- 1268175	24-04-90
		JP-A- 61112077	30-05-86
		US-A- 4774325	27-09-88

EP-A-0520552	30-12-92	CN-A- 1068111	20-01-93

EP-A-0313289	26-04-89	AU-A- 2409288	27-04-89
		JP-A- 2091075	30-03-90
		US-A- 4910307	20-03-90
		US-A- 5159076	27-10-92

EP-A-0353955	07-02-90	AU-B- 614863	12-09-91
		AU-A- 3913989	08-02-90
		JP-A- 2088591	28-03-90
		US-A- 5055458	08-10-91

EP-A-0413544	20-02-91	AU-B- 630223	22-10-92
		AU-A- 6101390	21-02-91
		CA-A- 2023291	18-02-91
		CN-A- 1049502	27-02-91
		JP-A- 3118382	20-05-91
		US-A- 5252575	12-10-93

US-A-4965270	23-10-90	AU-A- 1674288	01-12-88
		EP-A- 0294069	07-12-88
		JP-A- 64003185	06-01-89
		AU-B- 619187	23-01-92
		AU-A- 1754988	15-12-88
		EP-A- 0298601	11-01-89
		JP-A- 1009990	13-01-89
