



US00D516233S

(12) **United States Design Patent** (10) **Patent No.:** **US D516,233 S**  
**Ikeda et al.** (45) **Date of Patent:** **\*\* Feb. 28, 2006**

(54) **VEHICLE TAIL LIGHT**

D504,186 S \* 4/2005 Pfeiffer ..... D26/28

(75) Inventors: **Jon Ikeda**, Palos Verdes Estates, CA (US); **William Yex**, Redondo Beach, CA (US)

\* cited by examiner

*Primary Examiner*—Marcus A. Jackson  
(74) *Attorney, Agent, or Firm*—Plumsea Law Group, LLC; Mark E. Duell

(73) Assignee: **Honda Motor Co., Ltd.**, Tokyo (JP)

(\*\*) Term: **14 Years**

(57) **CLAIM**

The ornamental design for a vehicle tail light, as shown and described.

(21) Appl. No.: **29/219,861**

(22) Filed: **Dec. 23, 2004**

**DESCRIPTION**

(51) **LOC (8) Cl.** ..... **26-06**

FIG. 1 is a perspective view of a vehicle tail light showing our new design;

(52) **U.S. Cl.** ..... **D26/28**

FIG. 2 is a rear elevational view thereof;

(58) **Field of Classification Search** ..... D26/28-36; 362/157, 158, 171-174, 183-208

FIG. 3 is a side elevational view thereof;

See application file for complete search history.

FIG. 4 is a perspective view of the right-hand embodiment of our new design;

FIG. 5 is a rear elevational view thereof; and,

FIG. 6 is a side elevational view thereof.

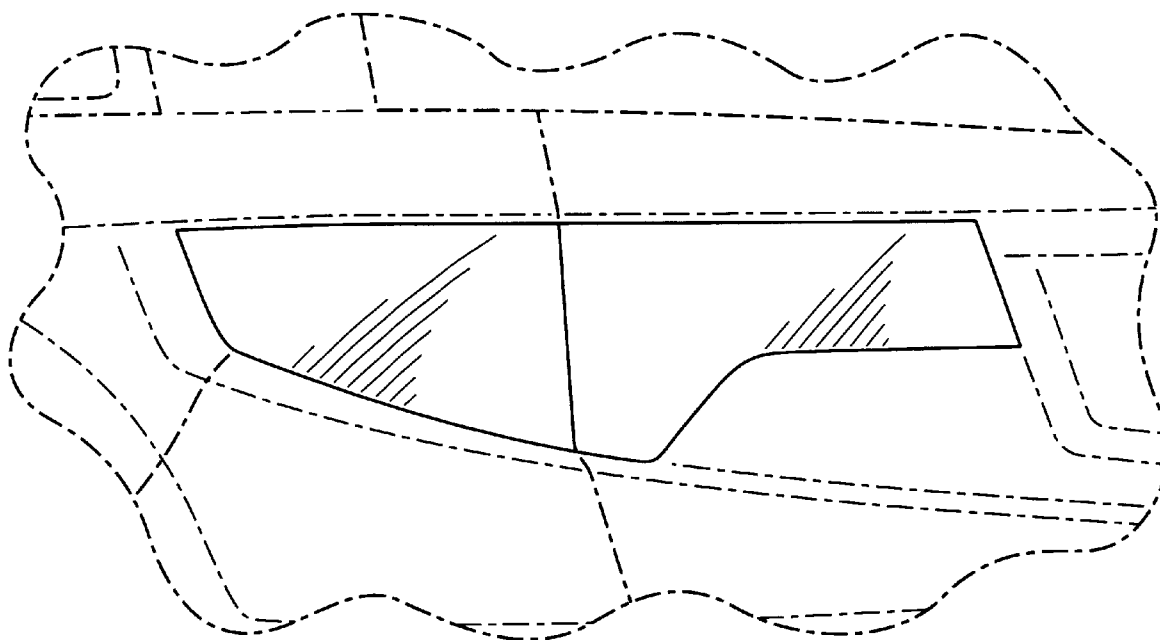
(56) **References Cited**

**U.S. PATENT DOCUMENTS**

- D494,292 S \* 8/2004 Pfeiffer et al. .... D26/28
- D498,010 S \* 11/2004 Pfeiffer et al. .... D26/28
- D499,496 S \* 12/2004 Papke et al. .... D26/28
- D499,822 S \* 12/2004 Pfeiffer ..... D26/28

The broken line showings of the remainder of the vehicle are for illustrative purposes only and form no part of the claimed invention.

**1 Claim, 4 Drawing Sheets**



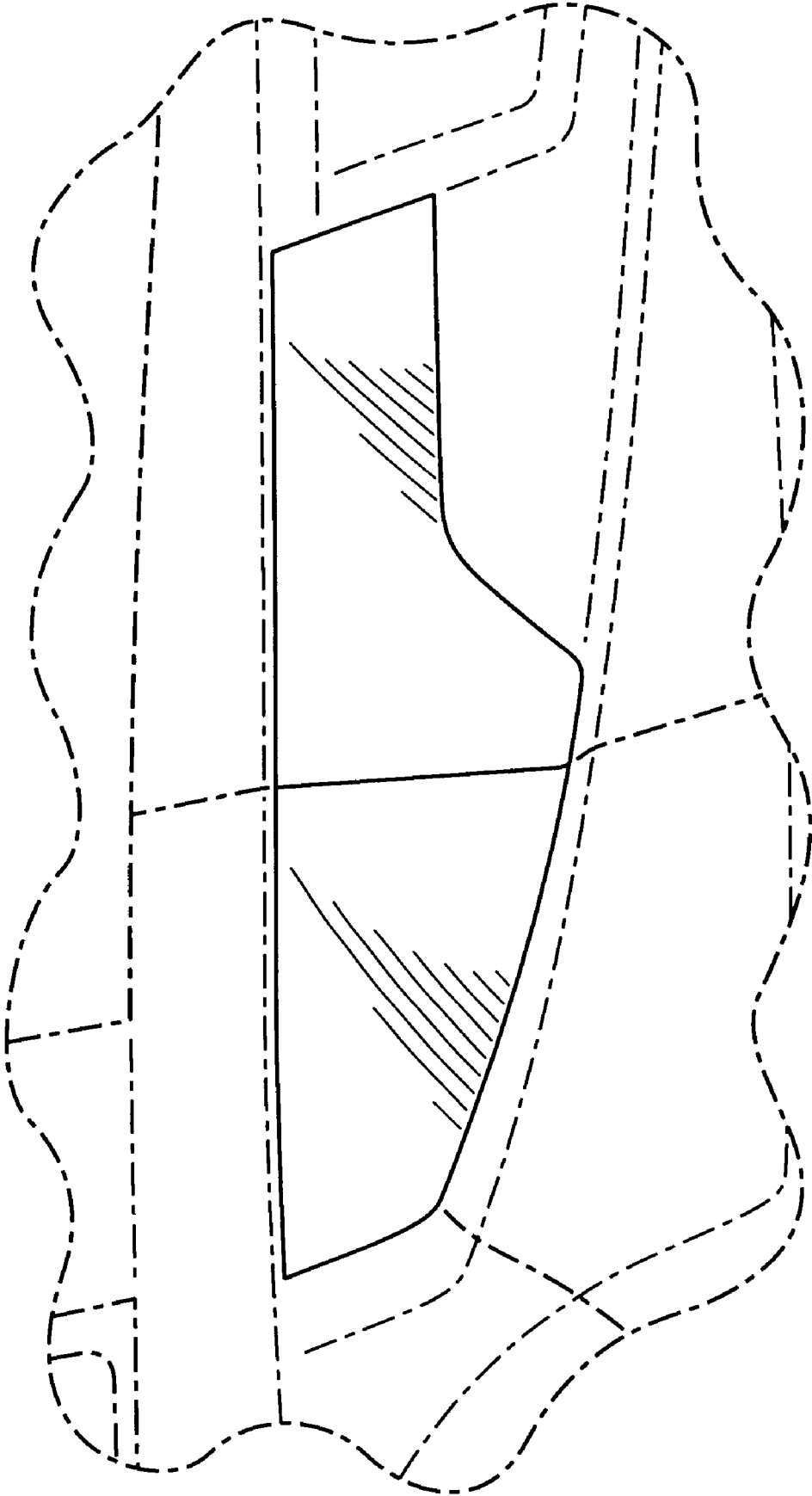


FIG. 1

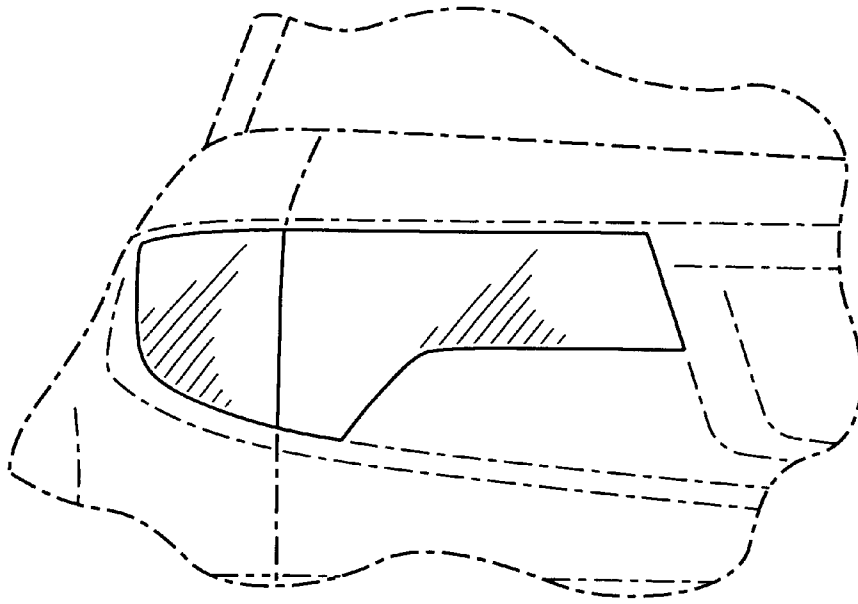


FIG. 2

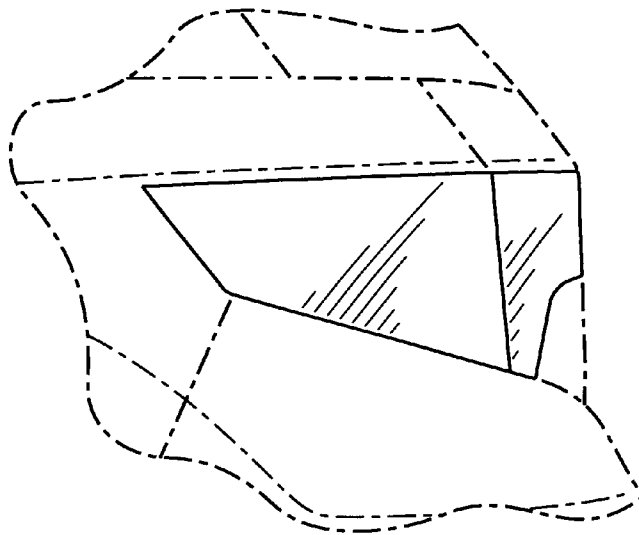


FIG. 3

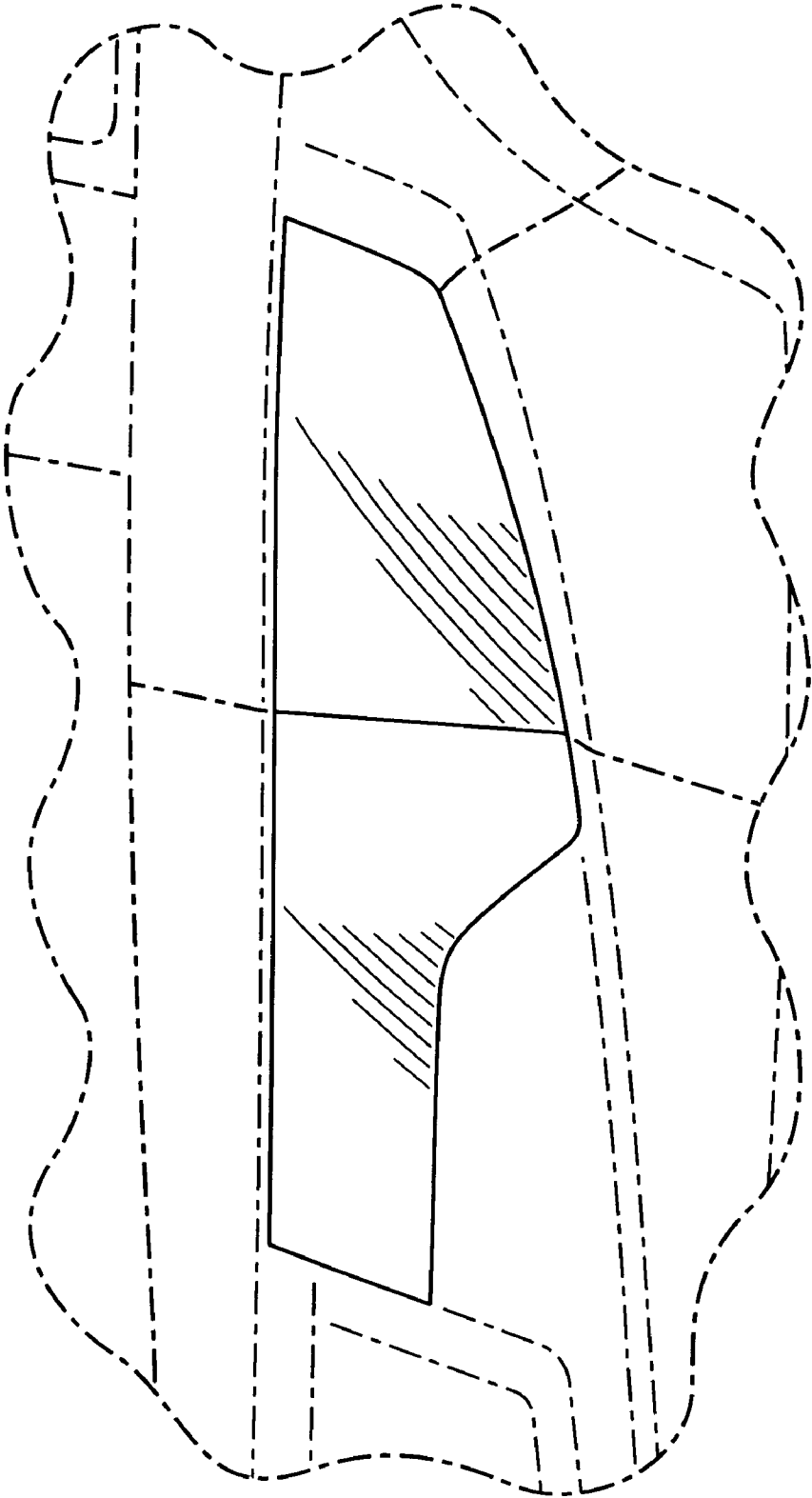


FIG. 4

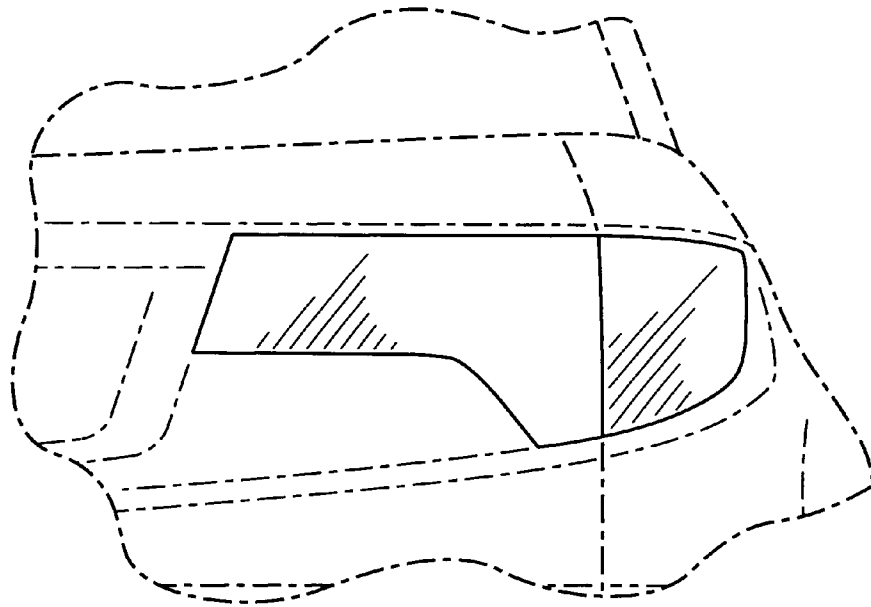


FIG. 5

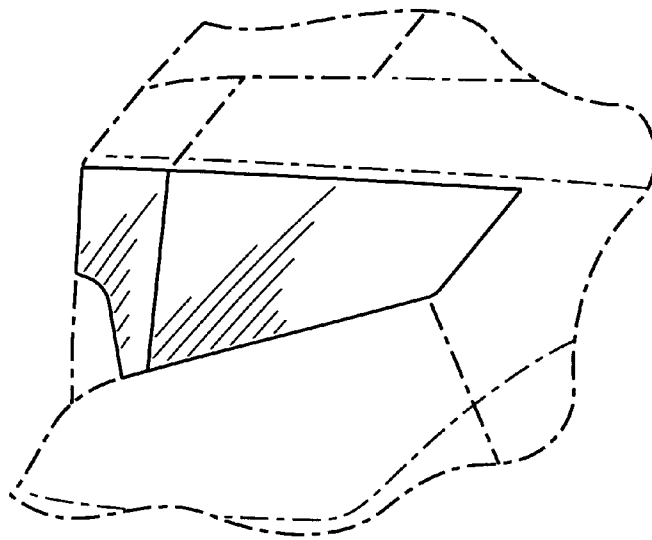


FIG. 6