

J. Gray,  
Sad Iron,

N<sup>o</sup> 68,183,

Patented Aug. 27, 1867.

Fig 1.

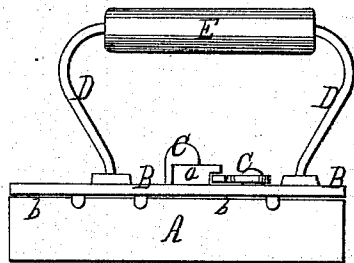


Fig 2.

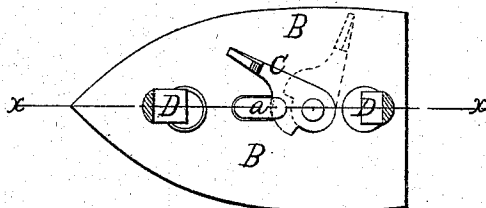
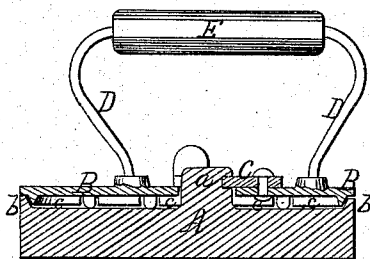


Fig 3.



Witnesses.

Thos Inseck  
J. A. Service.

Inventor.

Geo Gray  
Per *Munnell*  
Attorneys

# United States Patent Office.

JAMES GRAY, OF NEWARK, NEW JERSEY,

Letters Patent No. 68,183, dated August 27, 1867.

## IMPROVED SAD-IRON.

The Schedule referred to in these Letters Patent and making part of the same.

### TO ALL WHOM IT MAY CONCERN:

Be it known that I, JAMES GRAY, of Newark, in the county of Essex, and State of New Jersey, have invented a new and improved Sad-Iron; and I do hereby declare that the following is a full, clear, and exact description thereof, which will enable others skilled in the art to make and use the same, reference being had to the accompanying drawings, forming part of this specification, in which—

Figure 1 is a side elevation of my improved sad-iron.

Figure 2 is a plan or top view, partly in section, of the same.

Figure 3 is a vertical longitudinal sectional view of the same, the plane of section being indicated by the line *x x*, fig. 2.

Similar letters of reference indicate corresponding parts.

This invention relates to a new manner of securing a solid sad-iron to a shield formed on the lower ends of the handle supports, so that the handle is always kept cool, and so that it can be easily taken off the iron and attached to the same, for the purpose of making one handle available for many irons.

The invention consists in the use of a solid sad-iron, which is provided with a projecting lug or lugs, by means of which it can be secured to a shield, which is suspended from and attached to the handle supports, said shield having a slot or slots and a swinging or sliding-bolt, a slot by which it is attached to the sad-iron, from which suitable lugs project upward through the slots in the shield.

The invention also consists in arranging flanges on the upper edge of the iron, and on the under side of the shield, or on either, so as to leave a space between the shield and the iron, and in arranging holes in these flanges to allow the air to pass and circulate through the said chamber, for keeping the shield and handle cool.

Heretofore hollow sad-iron shells were already provided with such shields, but they had a separate heating-iron to be put into the shell, while in my invention the sad-iron is made solid and no shell is used, or rather the lug is attached directly to the heating-iron. The plate then can be easily attached to or detached from the iron with the handle, and when secured to the same it acts as a shield to prevent the heat from rising to the handle and to retain the heat in the iron.

A represents a sad-iron, of suitable shape, and made solid, as shown in fig. 3. On its surface are one or more lugs, *a*, which are perforated or have recesses in their sides. *b b* are vertical flanges arranged around the edge of the iron, and perforated or notched, as shown. B is a plate, of about the same size and shape as the surface of the iron. It is perforated or notched, to fit over the lug or lugs *a*, and has a pivoted or sliding bolt, C, by which it can be locked to the iron A, as shown. The plate B may have similar flanges, *c*, at its under side, as the iron has on its surface, as shown, but they may be omitted, if desired. By these flanges an air-chamber is formed between the iron and the shield, for the air to circulate, and for keeping the shield cool. DD are the supports for the handle E, and are firmly attached in any suitable manner to the plate B, as is clearly shown in fig. 3.

I claim as new, and desire to secure by Letters Patent—

1. The solid iron A, when provided with a lug or lugs, *a*, in combination with the shield B, having a bolt or bolts, C, and fitted to the handle supports D, as described.
2. The flanges *b* and *c*, or either, formed respectively on the surface of the solid iron A, and on the under side of the shield B, to form an air-chamber, as set forth.

JAMES GRAY.

Witnesses:

A. V. BRIESEN,

ALEX F. ROBERTS.