



US00D443166S

(12) **United States Design Patent**
Barron et al.

(10) **Patent No.:** **US D443,166 S**

(45) **Date of Patent:** **** Jun. 5, 2001**

- (54) **DECORATIVE VALANCE**
- (75) Inventors: **Steven Barron; Ruth Barron**, both of
Huntington, NY (US)
- (73) Assignee: **Barbara Barron Designs, Inc.**,
Huntington, NY (US)
- (**) Term: **14 Years**
- (21) Appl. No.: **29/124,659**
- (22) Filed: **Jun. 9, 2000**
- (51) **LOC (7) Cl.** **06-10**
- (52) **U.S. Cl.** **D6/579**
- (58) **Field of Search** D6/575, 579, 581;
160/38, 39, 248, 265; 362/151

- D. 207,585 * 5/1967 Packer D6/579
- D. 318,592 * 7/1991 Byrne D6/579
- D. 334,683 * 4/1993 Byrne D6/579
- D. 379,729 * 6/1997 Ohanesian D6/579
- D. 406,716 * 3/1999 Growden D6/579
- 1,848,618 3/1932 Gandolfo et al. .
- 2,204,776 6/1940 Schifrin .
- 2,243,222 5/1941 Rebholz .
- 2,708,711 5/1955 McGinty et al. .
- 5,159,965 11/1992 Roy et al. .

* cited by examiner

Primary Examiner—Mitchell Siegel

(74) *Attorney, Agent, or Firm*—Dilworth & Barrese, LLP

(57) **CLAIM**


The ornamental design for a decorative valance, as shown and described.

DESCRIPTION

FIG. 1 is a bottom perspective view of the decorative valance showing our new design;
 FIG. 2 is an enlarged fragmented bottom perspective view, showing a detailed portion of the valance;
 FIG. 3 is a top plan view of FIG. 1; and,
 FIG. 4 is a side view thereof, the other side being a mirror image.

1 Claim, 1 Drawing Sheet

- (56) **References Cited**
- U.S. PATENT DOCUMENTS**
- D. 37,784 * 1/1906 Hamburger D6/579
- D. 37,785 * 1/1906 Hamburger D6/579
- D. 84,537 6/1931 Oberting .
- D. 101,224 * 9/1936 Kirsch D6/579
- D. 122,102 8/1940 Sobiloff .
- D. 150,554 8/1948 Cline .
- D. 165,515 12/1951 Eckert .
- D. 167,176 7/1952 Schaefer .






FIG. 1

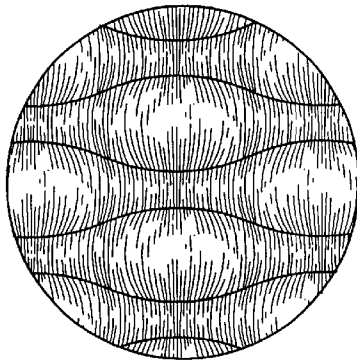


FIG. 2

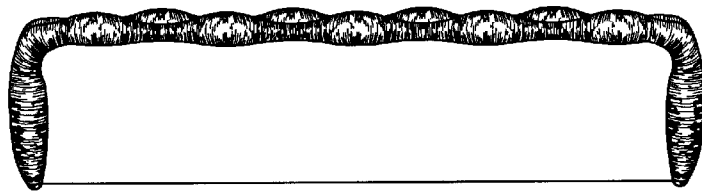


FIG. 3

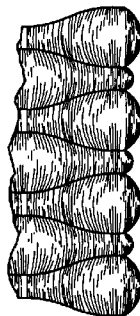


FIG. 4