

(19) World Intellectual Property Organization
International Bureau



(43) International Publication Date
30 October 2003 (30.10.2003)

PCT

(10) International Publication Number
WO 03/090407 A1

(51) International Patent Classification⁷: **H04L 12/24**

(21) International Application Number: PCT/US03/11700

(22) International Filing Date: 16 April 2003 (16.04.2003)

(25) Filing Language: English

(26) Publication Language: English

(30) Priority Data:
10/126,057 19 April 2002 (19.04.2002) US

(63) Related by continuation (CON) or continuation-in-part (CIP) to earlier application:
US 10/126,057 (CON)
Filed on 19 April 2002 (19.04.2002)

(71) Applicant (for all designated States except US): **AXEDA SYSTEMS OPERATING COMPANY, INC.** [US/US]; Cabot Business Park, 89 Forbes Boulevard, Mansfield, MA 02048 (US).

(72) Inventors; and

(75) Inventors/Applicants (for US only): **HANSEN, James, R.** [US/US]; 44 Dover Circle, Franklin, MA 02038 (US).

NELSON, Tom [US/US]; 178 Whitney Street, Nothboro, MA 01532 (US). **TRAGESER, Charlie** [US/US]; 192 Melrose Street, Auburndale, MA 02466 (US). **DODGE, Brian** [US/US]; 7 Village Green, Norfolk, MA 02056 (US). **CALDER, Dale, E.** [US/US]; 179 York Road, Mansfield, MA 02048 (US).

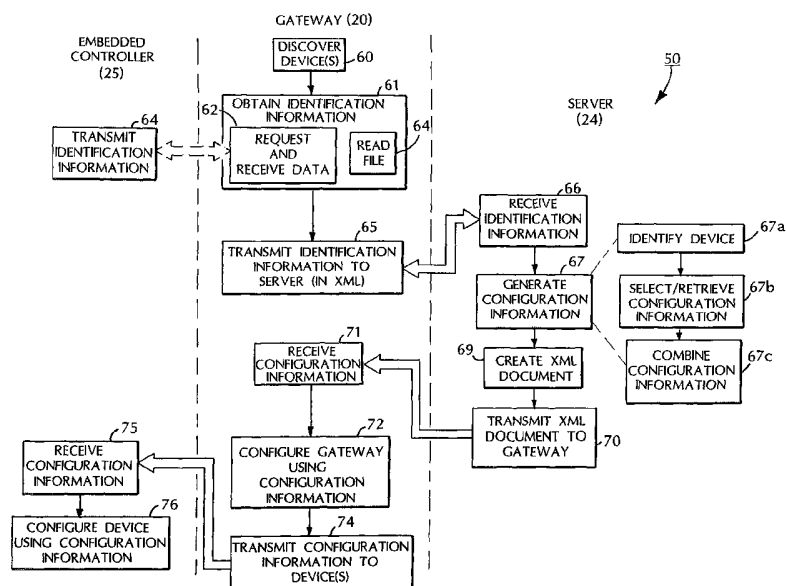
(74) Agent: **PYSHER, Paul, A.**; Fish & Richardson P.C., 225 Franklin Street, Boston, MA 02110 (US).

(81) Designated States (*national*): AE, AG, AL, AM, AT, AU, AZ, BA, BB, BG, BR, BY, BZ, CA, CH, CN, CO, CR, CU, CZ, DE, DK, DM, DZ, EC, EE, ES, FI, GB, GD, GE, GH, GM, HR, HU, ID, IL, IN, IS, JP, KE, KG, KP, KR, KZ, LC, LK, LR, LS, LT, LU, LV, MA, MD, MG, MK, MN, MW, MX, MZ, NI, NO, NZ, OM, PH, PL, PT, RO, RU, SC, SD, SE, SG, SK, SL, TJ, TM, TN, TR, TT, TZ, UA, UG, US, UZ, VC, VN, YU, ZA, ZM, ZW.

(84) Designated States (*regional*): ARIPO patent (GH, GM, KE, LS, MW, MZ, SD, SL, SZ, TZ, UG, ZM, ZW), Eurasian patent (AM, AZ, BY, KG, KZ, MD, RU, TJ, TM), European patent (AT, BE, BG, CH, CY, CZ, DE, DK, EE, ES, FI, FR, GB, GR, HU, IE, IT, LU, MC, NL, PT, RO, SE, SI, SK, TR), OAPI patent (BF, BJ, CF, CG, CI, CM, GA, GN, GQ, GW, ML, MR, NE, SN, TD, TG).

[Continued on next page]

(54) Title: CONFIGURING A NETWORK GATEWAY



(57) Abstract: A system includes a device, a gateway that is in communication with the device, and a server that is in communication with the gateway. The gateway includes circuitry to obtain data relating to the device, to transmit the data to a server, and to receive configuration information from the server that is generated based on the data. The server includes circuitry to receive the data from the gateway, to generate the configuration information based on the data, and to transmit the configuration information to the gateway.

WO 03/090407 A1

**Declarations under Rule 4.17:**

- as to applicant's entitlement to apply for and be granted a patent (Rule 4.17(ii)) for the following designations AE, AG, AL, AM, AT, AU, AZ, BA, BB, BG, BR, BY, BZ, CA, CH, CN, CO, CR, CU, CZ, DE, DK, DM, DZ, EC, EE, ES, FI, GB, GD, GE, GH, GM, HR, HU, ID, IL, IN, IS, JP, KE, KG, KP, KR, KZ, LC, LK, LR, LS, LT, LU, LV, MA, MD, MG, MK, MN, MW, MX, MZ, NI, NO, NZ, OM, PH, PL, PT, RO, RU, SC, SD, SE, SG, SK, SL, TJ, TM, TN, TR, TT, TZ, UA, UG, UZ, VC, VN, YU, ZA, ZM, ZW, ARIPO patent (GH, GM, KE, LS, MW, MZ, SD, SL, SZ, TZ, UG, ZM, ZW), Eurasian patent (AM, AZ, BY, KG, KZ, MD, RU, TJ, TM), European patent (AT, BE, BG, CH, CY, CZ, DE, DK, EE, ES, FI, FR, GB, GR, HU, IE, IT, LU, MC, NL, PT, RO, SE, SI, SK, TR), OAPI patent (BF, BJ, CF, CG, CI, CM, GA, GN, GQ, GW, ML, MR, NE, SN, TD, TG)
- as to the applicant's entitlement to claim the priority of the earlier application (Rule 4.17(iii)) for the following designations AE, AG, AL, AM, AT, AU, AZ, BA, BB, BG, BR, BY, BZ, CA, CH, CN, CO, CR, CU, CZ, DE, DK, DM, DZ, EC, EE, ES, FI, GB, GD, GE, GH, GM, HR, HU, ID, IL, IN,

IS, JP, KE, KG, KP, KR, KZ, LC, LK, LR, LS, LT, LU, LV, MA, MD, MG, MK, MN, MW, MX, MZ, NI, NO, NZ, OM, PH, PL, PT, RO, RU, SC, SD, SE, SG, SK, SL, TJ, TM, TN, TR, TT, TZ, UA, UG, UZ, VC, VN, YU, ZA, ZM, ZW, ARIPO patent (GH, GM, KE, LS, MW, MZ, SD, SL, SZ, TZ, UG, ZM, ZW), Eurasian patent (AM, AZ, BY, KG, KZ, MD, RU, TJ, TM), European patent (AT, BE, BG, CH, CY, CZ, DE, DK, EE, ES, FI, FR, GB, GR, HU, IE, IT, LU, MC, NL, PT, RO, SE, SI, SK, TR), OAPI patent (BF, BJ, CF, CG, CI, CM, GA, GN, GQ, GW, ML, MR, NE, SN, TD, TG)

Published:

- with international search report
- before the expiration of the time limit for amending the claims and to be republished in the event of receipt of amendments

For two-letter codes and other abbreviations, refer to the "Guidance Notes on Codes and Abbreviations" appearing at the beginning of each regular issue of the PCT Gazette.

CONFIGURING A NETWORK GATEWAY

Technical Field

This invention relates generally to configuring a network gateway and, more
5 particularly, to a system that obtains the identity of devices connected to the gateway
and generates configuration information for the gateway based on the identity of the
devices.

Background

An apparatus may contain an embedded controller or agent software to monitor
10 and control its operation. Any type of apparatus may have an embedded controller or
agent including, but not limited to, home appliances, office equipment, medical devices,
and industrial tools. Other examples include robots, blood analyzers, multifunction
copiers, and air conditioners.

Embedded controllers, also referred to as "embedded devices", are often
15 connected to an internal network, such as a local area network (LAN), wireless IEEE
(Institute of Electrical & Electronics Engineers) 802.11, or HomePlug powerline, with
an interface to the Internet. One type of interface to the Internet is a network gateway
(or simply "gateway").

A gateway is a software system (which may be installed on a stand-alone
20 device) for interfacing devices near the gateway to remote, centralized services. A
gateway acts as the interface between proximity local area protocols and wide area
protocols, such as TCP/IP (Transmission Control Protocol/Internet Protocol) on the
Internet. A gateway also manages its client devices, aggregates their data, and performs
other related tasks.

25 Ideally, a gateway should not require manual configuration. In practice,

however, a gateway is general purpose and may encounter many different kinds of devices. Similarly, devices on the local network may change configurations. This flexibility means that a gateway cannot be pre-configured to handle all possible devices. The management of gateways and their devices becomes the responsibility of a central
5 server.

Summary

In general, in one aspect, the invention is directed to a gateway that is in communication with a device. The gateway obtains data relating to the device, transmits the data to a server, and receives configuration information from the server.
10 The configuration information includes customized information relating to the device that is generated based on the data. This aspect of the invention may also include one or more of the following features.

The data may be identification information for the device. The identification information may identify at least one of a type of the device, an instance of the device, a
15 version of the device, and a manufacturer of the device. The data may be obtained by communicating with the device using a discovery protocol and/or by reading a file. The file may reside on the gateway. The data may be transmitted to the server as an eXtensible Markup Language document using HyperText Transfer Protocol.

The gateway may format the data as a self-describing computer language
20 document prior to transmission. The gateway may configure/reconfigure itself based on the configuration information. The gateway may transmit at least some of the configuration information to the device.

The configuration information may be generated dynamically based on the data. The configuration information may include at least one of (i) instructions to process,
25 collect and/or publish information received from the device, (ii) instructions to generate

a graphical user interface to display information relating to the device; (iii) instructions defining a language for presenting information relating to the device, and (iv) a list of files to download. The gateway may download at least one of the files from the list.

The gateway may be in communication with plural devices. In this case, the
5 gateway may obtain data relating to each of the plural devices, transmit the data to a server, and receive configuration information from the server. The configuration information may be customized information relating to each of the plural devices that is generated based on the data.

The gateway may determine if communication with the device has been lost
10 and, in this case, it may report a loss of communication to the server. The gateway may determine if predetermined configuration information can be obtained from the device and, in this case, it may receive the predetermined configuration information from the device. The obtaining, transmitting and receiving processes noted above may be performed if the predetermined configuration information cannot be received from the
15 device. The gateway may configure itself, using the configuration information, to monitor the device, aggregate data from plural monitored devices, and report the aggregated data to the server.

In general, in another aspect, the invention is an apparatus, such as a server, that is in communication with the gateway. The apparatus receives data from the gateway;
20 generates configuration information relating to the device based on the data, and transmits the configuration information to the gateway. This aspect of the invention may also include one or more of the following features.

The data may include at least one of identification information for the device and identification information for the gateway. The identification information may
25 identify at least one of a type of the device, an instance of the device, a version of the

device, and a manufacturer of the device. The configuration information may be generated dynamically by selecting from a plurality of configurations based on the data.

The configuration information may be an amalgamation of data retrieved from one or more sources by the apparatus. The configuration information may include at least one
5 of (i) instructions to process, collect and/or publish information received from the device, (ii) instructions to generate a graphical user interface to display information relating to the device; (iii) instructions defining a language for presenting information relating to the device, and (iv) a list of files to download. The configuration information may be generated by retrieving data from one or more sources and inserting
10 the data into a predefined template.

The apparatus may generate a graphical user interface to enable selection of the device when configuring the gateway. The configuration information may be transmitted to the gateway as an eXtensible Markup Language document using HyperText Transfer Protocol. The configuration information may include a list of files
15 to download. The apparatus may download at least one of the files from the list to the gateway.

The data received by the apparatus may include identification information that identifies the device. The apparatus may generate the configuration information by obtaining the configuration information based on a hierarchy of the identification
20 information. Searching according to the hierarchy may include searching first for configuration information relating to an instance of the device and then based on more general information relating to the device than the instance until appropriate configuration information is obtained.

The apparatus may obtain capabilities of the device from a database and
25 generate the configuration information based on the capabilities of the device. The

apparatus may download the capabilities from a server that maintains a database of device capabilities. The device capabilities may be defined by one or more SNMP MIBs (Simple Network Management Protocol Management Information Bytes). The capabilities of the device may be obtained based on the identification information
5 received from the gateway. The identification information may include at least one of a type of the device and a version of the device.

In general, in another aspect, the invention is directed to an apparatus, such as a server, that receives identification information for a device, searches a database of SNMP MIBs based on the identification information to obtain SNMP MIBs that
10 correspond to the device, the SNMP MIBs defining one or more capabilities of the device, and outputs SNMP MIBs that correspond to the device. This aspect of the invention may include one or more of the following features.

The apparatus may search the database based on a hierarchy of the identification information. Searching based on the hierarchy may include searching first for SNMP
15 MIBs relating to an instance of the device and then searching for SNMP MIBs based on more general information relating to the device than the instance until appropriate SNMP MIBs are found.

In general, in another aspect, the invention is directed to a system that includes a device, a gateway that is in communication with the device, and a server that is in
20 communication with the gateway. The gateway includes circuitry to obtain data relating to the device, to transmit the data to a server, and to receive configuration information from the server that is generated based on the data. The server includes circuitry to receive the data from the gateway, to generate the configuration information based on the data, and to transmit the configuration information to the gateway. This
25 aspect of the invention may also include one or more of the following features.

The system may include an apparatus having circuitry to receive identification information for the device from the server, search a database of SNMP MIBs based on the identification information to obtain SNMP MIBs that correspond to the device, the SNMP MIBs defining one or more capabilities of the device, and output, to the server,
5 SNMP MIBs that correspond to the device. The circuitry for each of the foregoing may be at least one of programmable logic, logic gates, a processor, and a memory.

Other features and advantages of the invention will become apparent from the following description, including the claims and drawings.

Brief Description of the Drawings

10 Fig. 1 is a block diagram of a network containing a server, a gateway, and various managed devices; and

Fig 2 is a flowchart showing a process for configuring the gateway and/or the devices of Fig. 1.

15 Description

Fig. 1 shows a network 10. Network 10 includes multiple devices 14 to 17, each having an embedded controller. Devices 14 to 17 may be any type of apparatus or system having functions that can be monitored and controlled by an embedded controller. Device 14 is shown in detail for the sake of illustration. The remaining
20 devices may have a similar configuration to device 14.

Devices 14 to 17 are connected to an internal network 19, which may be a wired or wireless network, serial data line, or power line(s) (e.g., such as a home network configured using AC (Alternating Current) power lines as communications media). A gateway 20 provides an interface between each of devices 14 to 17 on internal network
25 19 and an external network 21.

Gateway 20 communicates with each device 14 to 17 via internal network 19 using one or more protocols, such as SNMP (Simple Network Management Protocol), Modbus, HomePlug, UPnP (Universal Plug and Play), or one or more of many proprietary protocols. Gateway 20 manages devices 14 to 17, aggregates their data, and performs other tasks relating to the devices. A process for configuring gateway 20, and one or more of devices 14 to 17 through gateway 20, is described below with respect to Fig. 2.

A router or modem 22 couples internal network 19 to external network 21, such as the Internet/World Wide Web (Web). External network 21 runs TCP/IP or some other suitable protocol. Network connections throughout internal network 19 and external network 21 may be via Ethernet, telephone line, wireless, or other transmission media.

External network 21 contains a server 24, which may be a computer or any other processing device.

Embedded Controller

Embedded controller 25 runs software 26, which includes web client application 27 and device operating software 29. Web client application 27 includes a TCP/IP protocol stack that allows embedded controller 25 to communicate over external network 21. Device operating software 29 provides an interface between Web client application 27 and a database 30. Through device operating software 29, embedded controller 25 retrieves data stored in database 30 and stores data in database 30.

Database 30 is stored in a memory 31 on device 14 or internal to embedded controller 25. Database 30 stores configuration information for device 14, including, but not limited to, operational parameters and configuration files, and identification

information for the device.

The operational parameters constitute settings and/or control instructions for device 14, which are implemented by embedded controller 25. The types of operational parameters that are stored in database 30 depend on the nature of device 14. For example, if device 14 is a heating/cooling system, the operational parameters may include temperature levels, humidity levels, airflow controls, vent/duct open/close controls, and fan motor speed settings. A configuration file may contain one or more such operational parameters (and other information) for an instance of device 14.

What is meant by "instance" is the specific identity of device 14 as distinguished from other identical devices. The identification information stored in database 30 may identify the instance of device 14. This identification information may include, but is not limited to, data identifying the type of the device, the version of the device (e.g., an updated model), the manufacturer of the device, the model name of the device, the model number of the device, the serial number of the device, and a universal unique identifier (UUID) for the device.

Although embedded controller 25 is described herein as providing device 14 with significant "intelligence", it is noted that the processes described herein work equally with less "intelligent" devices. For example, device 14 may be a relatively "simple" system that is capable of providing status information to gateway 20, but not of accepting commands from a remote device, such as gateway 20. For example, a simple photocopier may be able to provide its copy count to gateway 20, but little else. Likewise, device 14 may also be capable of two-way communication, but not to a great extent. For example, a home thermostat may be capable of providing a temperature reading to gateway 20 and of receiving a new temperature setting from gateway 20.

Server

Server 24 is a computer that runs HTTP. Server 24 includes a controller 32, such as a microprocessor or other processing device, for executing instructions to perform the functions described below. To avoid confusion in terminology, the following reads as though those functions are performed by server 24, even though software in controller 32 of server 24 performs the functions.

Server 24 executes Web server software 29 to communicate over external network 21. Web server software 34 also may host a Web page for device 14. The Web page (not shown) may be displayed on the computer of a user who may select a device and input configuration information to configure the gateway to manage the device. This configuration information is transmitted to Web server software 34 over external network 21. Web server software 34 stores the configuration information in database 35. Database 35 is stored in a memory 37, which is inside of, or external to, server 24. Database 35 may also store variables that are monitored during the operation of device 14. Configuration parameters for a device can be stored in database 35 individually or as part of a configuration file for an instance of a device.

Web server software 34 stores and retrieves data in database 35 using application logic 36. Application logic 36 is software for accessing database 35 using, for example, Java servlets and a JDBC (Java Data Base Connectivity) database

Network Gateway

Gateway 20 is a computer that runs SNMP or any other supported protocol to communicate with devices 14 to 17 on internal network 19 and HTTP to communicate with server 24 on external network 21. Gateway 20 includes a controller 39, such as a microprocessor, and a storage medium 40, which stores executable instructions 54 to

perform the configuration (and other) functions described below (see internal architecture view 41).

Storage medium 40 may also include one or more files that include information identifying devices 14 to 17 on internal network 19, which are managed by gateway 20.

5 The information in the file(s) may include identification information, such as a type of the device, a version of the device, an instance of the device, and a manufacturer of the device. Other types of identification information, such as that noted above, may also be included in the file(s) in storage medium 40.

Gateway 20 runs an operating system 44, such as WindowsNT® or Linux, and a
10 Web sever application 45, which enable gateway 20 to host one or more Web pages.

The Web pages (not shown) may be for each of devices 14 to 17. Web pages hosted by the gateway may be in lieu of, or in addition to, any Web pages hosted by server 24.

The Web pages may be used to monitor and control the devices managed by the gateway. In addition, gateway 20 (or server 24) may host a Web page for the gateway
15 itself. This Web page may be used to reconfigure the gateway manually. For example, software may be downloaded to the gateway to handle different types of devices.

Alternatively, and in accordance with this embodiment, gateway 20 may reconfigure itself, and one or more of devices 14 to 17, automatically (i.e., without user intervention). Fig. 2 shows a process 50 for configuring gateway 20 (and devices 14 to
20 17).

Configuration information 51 for gateway 20 specifies data variables to collect from its managed devices, expressions, alarm conditions, data to log, notifications such as electronic mail or pager numbers to alert people to a condition, and processes for reporting such information to a centralized server 24. In this embodiment, the
25 configuration information may include one or more computer files with instructions on

how to monitor a device and calculate alarm conditions based on data received from the device. For example, an expression may be "Tank1 + Tank2", which adds device variables called Tank1 and Tank2 to find a total tank level in a device. An alarm may be defined as a condition such as "Tank1 > 280", the occurrence of which may require gateway 20 to notify server 24.

Configuration information for gateway 20 may define data variables within the gateway. These definitions include the device driver(s) 52 for the gateway to use to communicate with the device, the data type associated with the variables, and the sampling rate associated with a device. A device driver 52 is a software program residing in gateway 20 for managing an associated device. A device driver in gateway 20 obtains device variables and acquires data for each such variable. Drivers usually acquire data by sending a request over a network and receiving a reply. Drivers may also receive asynchronous messages or read hardware registers in the devices directly.

Gateway 20 includes a software engine for processing information acquired from devices 14 to 17 in the manner described above. For example, the engine can determine expressions and alarm conditions, and communicate information to a centralized server in a variety of ways. There may be a separate driver/engine for each customer (manufacturer) or device managed by the gateway. The configuration of each such driver/engine may be different for each customer and/or type of device.

Configuration Process

Fig. 2 shows a process 50 for configuring gateway 20 to interact with devices on the internal network. A brief summary and example describing process 50 is as follows.

Gateway 20 may include an SNMP driver. When gateway 20 starts, the SNMP

driver finds four devices connected to the gateway: a copier, a printer, a UPS (Uninterruptible Power Supply), and a network router 22. Gateway 20 sends data identifying these four devices to server 24. This data may include the manufacturer, model number, and individual serial numbers of the four devices.

5 Server 24 responds to the data with a list of configuration files for network gateway 20 to obtain. The configuration files relate to the devices discovered using the SNMP driver. Gateway 20 downloads each of the files in the list from the server or some other source that is accessible to gateway 20, thereby configuring gateway 20.

 The resulting configuration causes the gateway to perform the following
10 functions for the devices. For the copier, the configuration causes gateway 20 to read its copy count and status and to report the copy count each day to a third party, such as the copier manufacturer or service center. If the status indicates a fault for more than one hour, the gateway is to report this alarm condition to the third party. For the printer, the configuration causes gateway 20 to read its paper usage and toner level and
15 to report this information to a third party, which may or may not be the same as the third party associated with the copier. For the UPS, the configuration causes gateway 20 to read the battery health and discharge cycles and to report this information to a third party, which may or may not be the same as the foregoing third parties. For the router, the configuration causes gateway 20 to ignore the router, since the router is not
20 supported.

 Thus, in above example, gateway 20 has three device configurations loaded. Each configuration may be independent of the others. Each configuration may contain one or more rules/instructions for gathering, processing, publishing and/or reporting data related to a device. For example, Web server 45 running on gateway 20 may
25 provide three Web pages that publish the data for each device in its own format. One

Web page may look like the LCD (liquid crystal display) on the copier, another Web page may provide statistics and history for the UPS, and so on.

Fig. 2 is broken-down into three portions based on the functions performed by the various devices. For example, the embedded controller 25 in device 14 performs the functions set forth in the portion labeled "Embedded Controller"; gateway 20 performs the functions set forth in the portion labeled "Gateway"; and server 24 performs the functions set forth in portion labeled "Server". The break-down shown in Fig. 2 is but one way of implementing the processes described herein. The invention, however, is not limited as such.

Controller 32 in gateway 20 executes software (instructions 54) to perform its portion of process 50, as do server 24 and embedded controller 25. Gateway 20 discovers (60) devices that gateway 20 is managing on internal network 19. SNMP may be used to perform the device discovery; however, any suitable protocol may be used. Gateway 20 obtains (61) data relating to one or more of devices 14 to 17 on internal network 19. The data includes at least some of the identification information noted above, such as a type of a device, an instance of the device, and/or a manufacturer of the device.

The identification information for a device may be obtained by communicating with the device through a discovery protocol. For example, gateway 20 may issue (62) a request for the identification information. The embedded controller 25 may receive the request and transmit (64) the requested information to the gateway. Alternatively, gateway 20 may read (64) one of its (or other's) files in order to determine the identification information for devices on internal network 19. As another alternative, gateway 20 may read registers on the devices themselves.

In addition to identification information, gateway 20 may determine, using the

discovery protocol, if pre-existing communication with a device has been lost. If so, gateway 20 may report this loss to server 24. Server 24 is thus able to determine if any devices are "missing". Gateway 20 may also determine if predetermined configuration information (e.g., rules on what parameters to monitor) is stored on the device. If so, gateway 20 may obtain the configuration information directly from the device, without going through server 24 as described below, unless that configuration information needs to be changed, updated or checked. The following, however, assumes that the configuration information is obtained from server 24.

Gateway 20 transmits (65) the identification information for a device 14 to server 24. The device may be a newly-discovered device or gateway 20 may simply query for new configuration information periodically. Gateway 20 generates an eXtensible Markup Language (XML) document that contains the identification information. XML is a self-describing computer language in the sense that fields in the XML code identify variables and their values in the XML code. The data may be formatted as an XML document using an XML template. Gateway 20 transmits the resulting XML document to server 24 using an HTTP POST command. The reply to the HTTP POST command contains individual configuration parameters (or the like) and/or a list of configuration files to obtain from the server or any other source on the network that is accessible to the gateway. HTTP GET commands may be used to obtain each of the configuration files.

Server 24 receives (66) the XML document from gateway 20 and parses the XML code to obtain the device identification information. Server 24 dynamically generates (67) configuration information for the gateway by selecting from a plurality of configurations based on the data. More specifically, server 24 identifies (67a) the device based on the identification information in the XML document, selects (67b)

configuration information appropriate for the identified device, retrieves the configuration information associated with the device from one or more sources – remote and/or local, and combines (67c) the configuration information to create a customized configuration for the gateway to use with the device.

5 Server 24 may also obtain capabilities of a device, defined, e.g., by SNMP MIBs (Management Information Bytes), from a database in which the capabilities are correlated to the identification information (e.g., a type of the device (e.g., copier) and a version of the device). The database may be stored in a server (either server 24 or a different server), and SNMP MIBs downloaded from there. The configuration
10 information may be generated with knowledge of these capabilities. For example, if one of the capabilities of a device is to print documents, the configuration information may specify that total paper usage in the device is to be monitored.

The configuration information may specify data variables for the gateway to collect from a device, expressions, alarm conditions for the gateway to identify in the
15 device, data from the device for the gateway to log, notifications to alert others to a condition in the device, and processes for reporting this information to a centralized server. The configuration information may also include instructions to process information received from a device, to generate a graphical user interface to display information relating to the device; and to define a language for presenting information
20 relating to the device.

The configuration information may include a list of files for gateway 20 to retrieve from various sources. Server 24 may generate this list from a set of available files. These files may contain device configuration information and may be provided to gateway 20 in response to a request from gateway 20.

25 Thus, the resulting configuration information may constitute an amalgamation

of data associated with the device and retrieved by the server from various sources.

This is different from other types of gateway configuration protocols, such as OSGI (Open Services Gateway Initiative), which only specifies a method of downloading bundles that provide predefined services.

5 As noted above, the configuration information is based on the type of the device and may also be based on the instance of that device or the type/instance of gateway 20. Server 24 may have access to different configuration information for a device type/instance. For example, when configurations are translated into different languages (e.g., French, English, Spanish, etc.), each language version may be stored at server 24
10 and returned to the gateway based on the gateway's location.

Server 24 may generate (67) the configuration information using a template. That is, server 24 may retrieve (e.g., from memory or a remote location), a template specific to a device type and augment the template dynamically with configuration parameters specific to the device. For example, each customer may choose its own
15 settings that indicate an alarm condition in a device. When generating the configuration information, server 24 may retrieve this customer data from a database and insert it into the appropriate portions of the template.

Server 24 may generate the configuration information based on a hierarchy of the identification information. That is, server 24 may find the best "fit" configuration
20 information for a device by searching first for configuration information that corresponds to an exact instance of the device. If the appropriate configuration information, or a portion thereof, is not found, server 24 may search next for configuration information that corresponds to a model of the device. If the appropriate configuration information, or a portion thereof, is not found, server 24 may search next
25 for more general configuration information, such as configuration information that

corresponds to a manufacturer of the device. For example, the search order for configuration information for a copier might be Model X13 at floor 32, then model X13, then multi-function copier, then copier. In this manner, server 24 is able to generate the most appropriate configuration information for a device.

5 As noted above, a server (not shown) other than server 24 may contain a database of SNMP MIBs that define the capabilities of one or more devices. In response to a request, e.g., from server 24, which identifies the devices connected to gateway 20 (e.g., the request may include the identification information sent from gateway 20), this other server may find the best "fit" capabilities in the manner
10 described above. That is, the other server may search through the SNMP MIBs according to the hierarchy of the identification information (e.g., first search according to device instance for SNMP MIBs that correspond to the device instance and then search more generally until appropriate SNMP MIBs are found) and output the appropriate SNMP MIBs to server 24. Server 24 may then use these SNMP MIBs
15 defining the capabilities of the device to generate its configuration information.

 Once server 24 generates the configuration information, server 24 creates (69) an eXtensible Markup Language (XML) document that contains the configuration information, including, e.g., a list of files for gateway 20 to download. The configuration information may be formatted as an XML document using an XML
20 template. Server 24 transmits (70) the resulting XML document to gateway 20 via a reply to the gateway's initial HTTP POST command.

 Gateway 20 receives (71) the XML document, parses the XML document to obtain the configuration information, and obtains (using, e.g., an HTTP GET command) any files in the list (e.g., device drivers) needed to support the configuration defined by
25 the received configuration information. The files may be obtained from memory and/or

a remote source, such as server 24. The files may be per-device rules, Web resources, or the like.

Gateway 20 configures (72) itself using the configuration information, including any additional files that gateway 20 retrieves. For example, if the configuration
5 information specifies that gateway 20 should instruct server 24 upon detecting an alarm condition in device 14, gateway 20 reconfigures itself to detect the alarm condition and make the appropriate report to server 24. More specifically, gateway 20 configures itself to obtain the information from the device necessary to detect the alarm condition, to calculate the alarm condition, and to perform the necessary reporting function.

10 As another example, gateway 20 may configure itself, using the configuration information, to monitor specific parameters of device 14 (e.g., total paper usage or copy count of a photocopier). Assuming that gateway 20 is monitoring similar parameters in devices 15 through 17, gateway 20 may aggregate the monitored information from devices 14 through 17 (or some subset thereof), and report the aggregated data to server
15 24 or other remote device.

Gateway 20 may also reconfigure one or more of devices 14 to 17 using the new configuration information. For example, gateway 20 may transmit (74) at least some of the configuration information to a device 14. Which configuration information is to be transmitted (e.g., device operational parameters) may be identified in the configuration
20 information itself and/or pre-programmed into gateway 20. The embedded controller 25 in device 14 receives (75) the configuration information and reconfigures (76) the device accordingly.

Thus, another difference between the operation of gateway 20 and OSGI (mentioned above) is that OSGI gateways request bundles and a server fulfills that
25 request. An OSGI Gateway decides which bundles it needs, based on other software

modules or a user's actions. Gateway 20 reports its devices to a server so that the server can manage what the gateway will do with those devices. With server 24, it is therefore possible to personalize or customize operations based on customer, location, service group, etc.

5

Architecture

Process 50 is not limited to use with the hardware/software configuration of Fig. 1; it may find applicability in any computing or processing environment. Each portion of process 50 may be implemented in hardware (e.g., an ASIC {Application-Specific
10 Integrated Circuit} and/or an FPGA {Field Programmable Gate Array}), software, or a combination of hardware and software running on one or more of embedded device 14, gateway 20, and server 24.

Each portion of process 50 may be implemented using one or more computer programs executing on one or more programmable computers that each includes a
15 processor, a storage medium readable by the processor (including volatile and non-volatile memory and/or storage elements), at least one input device, and one or more output devices.

Each such program may be implemented in a high level procedural or object-oriented programming language to communicate with a computer system. Also, the
20 programs can be implemented in assembly or machine language. The language may be a compiled or an interpreted language.

Each computer program may be stored on a storage medium or device (e.g., CD-ROM, hard disk, or magnetic diskette) that is readable by a general or special purpose programmable computer or other machine for configuring and operating the computer
25 when the storage medium or device is read by the computer to perform process 50.

Each portion of process 50 may also be implemented as a machine-readable storage medium, configured with a computer program, where, upon execution, instructions in the computer program cause the computer or other machine to operate in accordance with process 50.

5 The invention is not limited to use with the protocols and standards described above. For example, Web server 24 may use Java servlets, ASP (Active Server Pages), ISAPI (Internet Server Application Programming Interface), and/or .NET interfaces to effect communications. The commands sent by embedded controller 25, server 24, and gateway 20 are not limited to HTTP GET and POST commands. Any commands
10 and/or requests for requesting and receiving data may be used.

 The data transferred between embedded controller 25, gateway 20, and server 24 is not limited to the configuration information described above. The configuration information may include, for example, a schedule of actions to be performed by gateway 20, which is based on information pertaining the owner of a device 14. For
15 example, owner preferences may be stored in database 35. The instance-specific data may be used by server 24 to correlate the owner of the device to the appropriate preferences. These preferences then may be transmitted to gateway 20 to control the operation of device 14.

 The documents and commands described above are not limited to XML format.
20 Any computer language or other machine-readable format may be used for the commands. The documents may be in any format. In addition, the invention is not limited to use with the Web, Web servers, networks and the like. The servers and embedded controllers described herein may be the same type of general-purpose computer appropriately programmed, or different devices.

25 Embedded controller 25, gateway 20, and server 24 are depicted as different

devices in Fig. 1. However, their functionality may be included on one device, two devices, or more than three devices.

Other embodiments not described herein are also within the scope of the following claims.

5

What is claimed is:

1. A method performed by a gateway that is in communication with a device,
comprising:

obtaining data relating to the device;

5 transmitting the data to a server; and

receiving configuration information from the server, the configuration
information comprising customized information relating to the device that is generated
based on the data.

10 2. The method of claim 1, wherein the data comprises identification
information for the device.

3. The method of claim 2, wherein the identification information identifies at
least one of a type of the device, an instance of the device, a version of the device, and a
15 manufacturer of the device.

4. The method of claim 1, wherein the data is obtained by communicating with
the device using a discovery protocol.

5. The method of claim 1, wherein the data is obtained by reading a file.

20

6. The method of claim 5, wherein the file resides on the gateway.

7. The method of claim 1, wherein the data is transmitted to the server as an
eXtensible Markup Language (XML) document using HyperText Transfer Protocol
25 (HTTP).

8. The method of claim 1, further comprising:
formatting the data as a self-describing computer language document prior to
transmitting.

5 9. The method of claim 1, further comprising:
configuring the gateway based on the configuration information.

10. The method of claim 1, further comprising:
transmitting at least some of the configuration information to the device.

10

11. The method of claim 1, wherein the configuration information is generated
dynamically based on the data.

12. The method of claim 1, wherein the configuration information comprises at
15 least one of (i) instructions to process, collect and/or publish information received from
the device, (ii) instructions to generate a graphical user interface to display information
relating to the device; (iii) instructions defining a language for presenting information
relating to the device, and (iv) a list of files to download.

20 13. The method of claim 1, wherein the configuration information comprises a
list of files to download; and

the method further comprises downloading at least one of the files from the list.

14. The method of claim 1, wherein the gateway is in communication with
25 plural devices, and wherein:

obtaining comprises obtaining data relating to each of the plural devices;
transmitting the data to a server; and
receiving configuration information from the server, the configuration
information comprising customized information relating to each of the plural devices
5 that is generated based on the data.

15. The method of claim 1, further comprising:

determining if communication with the device has been lost; and
reporting a loss of communication to the server.

10

16. The method of claim 1, further comprising:

determining if predetermined configuration information can be obtained from
the device; and

receiving the predetermined configuration information from the device, wherein

15 obtaining, transmitting and receiving are performed if the predetermined configuration
information cannot be received from the device.

17. The method of claim 1, further comprising:

configuring the gateway to monitor the device using the configuration

20 information;

aggregating data from plural monitored devices; and

reporting the aggregated data to the server.

18. A method performed by a server that is in communication with a gateway

25 that is in communication with a device, comprising:

receiving data from the gateway;
generating configuration information relating to the device based on the data;
and
transmitting the configuration information to the gateway.

5

19. The method of claim 18, wherein the data comprises at least one of
identification information for the device and identification information for the gateway.

20. The method of claim 19, wherein the identification information identifies at
10 least one of a type of the device, an instance of the device, a version of the device, and a
manufacturer of the device.

21. The method of claim 18, wherein the configuration information is generated
dynamically by selecting from a plurality of configurations based on the data.

15

22. The method of claim 18, wherein the configuration information comprises
an amalgamation of data retrieved from one or more sources by the server.

23. The method of claim 18, wherein the configuration information comprises
20 at least one of (i) instructions to process, collect and/or publish information received
from the device, (ii) instructions to generate a graphical user interface to display
information relating to the device; (iii) instructions defining a language for presenting
information relating to the device, and (iv) a list of files to download.

25 24. The method of claim 18, wherein the configuration information is generated

by retrieving data from one or more sources and inserting the data into a predefined template.

25. The method of claim 18, further comprising:

5 generating a graphical user interface to enable selection of the device when configuring the gateway.

26. The method of claim 18, wherein the configuration information is transmitted to the gateway as an eXtensible Markup Language (XML) document using

10 HyperText Transfer Protocol (HTTP).

27. The method of claim 18, wherein the configuration information comprises a list of files to download; and

15 the method further comprises downloading at least one of the files from the list to the gateway.

28. The method of claim 18, wherein the data comprises identification information that identifies the device, and wherein generating the configuration information comprises:

20 obtaining the configuration information based on a hierarchy of the identification information.

29. The method of claim 28, wherein the hierarchy comprises searching first for configuration information relating to an instance of the device and then based on more
25 general information relating to the device than the instance until appropriate

configuration information is obtained.

30. The method of claim 18, further comprising obtaining capabilities of the device from a database;

5 wherein the configuration information is generated based on the capabilities of the device.

31. The method of claim 30, wherein obtaining the capabilities comprises downloading the capabilities from a server that maintains a database of device
10 capabilities.

32. The method of claim 30, wherein the device capabilities are defined by one or more SNMP MIBs (Simple Network Management Protocol Management Information Bytes).

15

33. The method of claim 30, wherein:
the data comprises identification information for the device; and
the capabilities of the device are obtained based on the identification information.

20

34. The method of claim 33, wherein the identification information comprises at least one of a type of the device and a version of the device.

35. The method of claim 33, wherein obtaining the capabilities comprises
25 downloading the capabilities from a server that maintains a database of device

capabilities.

36. A method comprising:

receiving identification information for a device;

5 searching a database of Simple Network Management Protocol Management Information Bytes (SNMP MIBs) based on the identification information to obtain SNMP MIBs that correspond to the device, the SNMP MIBs defining one or more capabilities of the device; and

outputting SNMP MIBs that correspond to the device.

10

37. The method of claim 36, wherein searching comprises searching the database based on a hierarchy of the identification information.

38. The method of claim 37, wherein searching based on the hierarchy

15 comprises searching first for SNMP MIBs relating to an instance of the device and then searching for SNMP MIBs based on more general information relating to the device than the instance until appropriate SNMP MIBs are found.

39. A storage medium that stores instructions that are executable by a gateway

20 that is in communication with a device, the instructions causing the gateway to:

obtain data relating to the device;

transmit the data to a server; and

receive configuration information from the server, the configuration information comprising customized information relating to the device that is generated based on the

25 data.

40. The storage medium of claim 39, wherein the data comprises identification information for the device.

41. The storage medium of claim 40, wherein the identification information
5 identifies at least one of a type of the device, an instance of the device, a version of the device, and a manufacturer of the device.

42. The storage medium of claim 39, wherein the data is obtained by communicating with the device using a discovery protocol.

10

43. The storage medium of claim 39, wherein the data is obtained by reading a file.

44. The storage medium of claim 43, wherein the file resides on the gateway.

15

45. The storage medium of claim 39, wherein the data is transmitted to the server as an eXtensible Markup Language (XML) document using HyperText Transfer Protocol (HTTP).

20 46. The storage medium of claim 39, further comprising instructions that cause the gateway to:

format the data as a self-describing computer language document prior to transmitting.

25 47. The storage medium of claim 39, further comprising instructions that cause

the gateway to:

configure the gateway based on the configuration information.

48. The storage medium of claim 39, further comprising instructions that cause

5 the gateway to:

transmit at least some of the configuration information to the device.

49. The storage medium of claim 39, wherein the configuration information is
generated dynamically based on the data.

10

50. The storage medium of claim 39, wherein the configuration information
comprises at least one of (i) instructions to process, collect and/or publish information
received from the device, (ii) instructions to generate a graphical user interface to
display information relating to the device; (iii) instructions defining a language for
15 presenting information relating to the device, and (iv) a list of files to download.

51. The storage medium of claim 39, wherein the configuration information
comprises a list of files to download; and

the storage medium further comprises instructions to download at least one of
20 the files from the list.

52. The storage medium of claim 39, wherein the gateway is in communication
with plural devices, and wherein:

obtaining comprises obtaining data relating to each of the plural devices;
25 transmitting the data to a server; and

receiving configuration information from the server, the configuration information comprising customized information relating to each of the plural devices that is generated based on the data.

5 53. The storage medium of claim 39, further comprising instructions that cause the gateway to:

 determine if communication with the device has been lost; and
 report a loss of communication to the server.

10 54. The storage medium of claim 39, further comprising instructions that cause the gateway to:

 determine if predetermined configuration information can be obtained from the device; and

 receive the predetermined configuration information from the device, wherein
15 obtaining, transmitting and receiving are performed if the predetermined configuration information cannot be received from the device.

 55. The storage medium of claim 39, further comprising instructions that cause the gateway to:

20 configure the gateway to monitor the device using the configuration information;

 aggregate data from plural monitored devices; and
 report the aggregated data to the server.

25 56. A storage medium that stores instructions that are executable by a server

that is in communication with a gateway that is in communication with a device, the instructions causing the server to:

receive data from the gateway;

generate configuration information relating to the device based on the data; and

5 transmit the configuration information to the gateway.

57. The storage medium of claim 56, wherein the data comprises at least one of identification information for the device and identification information for the gateway.

10 58. The storage medium of claim 57, wherein the identification information identifies at least one of a type of the device, an instance of the device, a version of the device, and a manufacturer of the device.

59. The storage medium of claim 56, wherein the configuration information is
15 generated dynamically by selecting from a plurality of configurations based on the data.

60. The storage medium of claim 56, wherein the configuration information comprises an amalgamation of data retrieved from one or more sources by the server.

20 61. The storage medium of claim 56, wherein the configuration information comprises at least one of (i) instructions to process, collect and/or publish information received from the device, (ii) instructions to generate a graphical user interface to display information relating to the device; (iii) instructions defining a language for presenting information relating to the device, and (iv) a list of files to download.

25

62. The storage medium of claim 56, wherein the configuration information is generated by retrieving data from one or more sources and inserting the data into a predefined template.

5 63. The storage medium of claim 56, further comprising instructions that cause the server to:

generate a graphical user interface to enable selection of the device when configuring the gateway.

10 64. The storage medium of claim 56, wherein the configuration information is transmitted to the gateway as an eXtensible Markup Language (XML) document using HyperText Transfer Protocol (HTTP).

15 65. The storage medium of claim 56, wherein the configuration information comprises a list of files to download; and
the storage medium comprises instructions to download at least one of the files from the list to the gateway.

20 66. The storage medium of claim 56, wherein the data comprises identification information that identifies the device, and wherein generating the configuration information comprises:

obtaining the configuration information based on a hierarchy of the identification information.

25 67. The storage medium of claim 66, wherein the hierarchy comprises

searching first for configuration information relating to an instance of the device and then based on more general information relating to the device than the instance until appropriate configuration information is obtained.

5 68. The storage medium of claim 56, further comprising instructions that cause the server to obtain capabilities of the device from a database;

 wherein the configuration information is generated based on the capabilities of the device.

10 69. The storage medium of claim 68, wherein obtaining the capabilities comprises downloading the capabilities from a server that maintains a database of device capabilities.

 70. The storage medium of claim 68, wherein the device capabilities are
15 defined by one or more SNMP MIBs (Simple Network Management Protocol Management Information Bytes).

 71. The storage medium of claim 68, wherein:
 the data comprises identification information for the device; and
20 the capabilities of the device are obtained based on the identification information.

 72. The storage medium of claim 71, wherein the identification information comprises at least one of a type of the device and a version of the device.

73. The storage medium of claim 71, wherein obtaining the capabilities comprises downloading the capabilities from a server that maintains a database of device capabilities.

5 74. A storage medium comprising instructions that cause a machine to:
receive identification information for a device;
search a database of Simple Network Management Protocol Management Information Bytes (SNMP MIBs) based on the identification information to obtain
SNMP MIBs that correspond to the device, the SNMP MIBs defining one or more
10 capabilities of the device; and
output SNMP MIBs that correspond to the device.

75. The storage medium of claim 74, wherein searching comprises searching the database based on a hierarchy of the identification information.

15

76. The storage medium of claim 75, wherein searching based on the hierarchy comprises searching first for SNMP MIBs relating to an instance of the device and then searching for SNMP MIBs based on more general information relating to the device than the instance until appropriate SNMP MIBs are found.

20

77. A gateway that is in communication with a device, the gateway comprising circuitry to:
obtain data relating to the device;
transmit the data to a server; and
25 receive configuration information from the server, the configuration information

comprising customized information relating to the device that is generated based on the data.

78. The gateway of claim 77, wherein the data comprises identification
5 information for the device.

79. The gateway of claim 78, wherein the identification information identifies
at least one of a type of the device, an instance of the device, a version of the device,
and a manufacturer of the device.

10

80. The gateway of claim 77, wherein the data is obtained by communicating
with the device using a discovery protocol.

15

81. The gateway of claim 77, wherein the data is obtained by reading a file.

82. The gateway of claim 81, wherein the file resides on the gateway.

20

83. The gateway of claim 77, wherein the data is transmitted to the server as an
eXtensible Markup Language (XML) document using HyperText Transfer Protocol
(HTTP).

25

84. The gateway of claim 77, further comprising circuitry to:
format the data as a self-describing computer language document prior to
transmitting.

85. The gateway of claim 77, further comprising circuitry to:
configure the gateway based on the configuration information.

86. The gateway of claim 77, further comprising circuitry to:
5 transmit at least some of the configuration information to the device.

87. The gateway of claim 77, wherein the configuration information is
generated dynamically based on the data.

10 88. The gateway of claim 77, wherein the configuration information comprises
at least one of (i) instructions to process, collect and/or publish information received
from the device, (ii) instructions to generate a graphical user interface to display
information relating to the device; (iii) instructions defining a language for presenting
information relating to the device, and (iv) a list of files to download.

15 89. The gateway of claim 77, wherein the configuration information comprises
a list of files to download; and
the gateway further comprises circuitry to download at least one of the files
from the list.

20 90. The gateway of claim 77, wherein the gateway is in communication with
plural devices, and wherein:

obtaining comprises obtaining data relating to each of the plural devices;
transmitting the data to a server; and
25 receiving configuration information from the server, the configuration

information comprising customized information relating to each of the plural devices that is generated based on the data.

91. The gateway of claim 77, further comprising circuitry to:
5 determine if communication with the device has been lost; and
report a loss of communication to the server.

92. The gateway of claim 77, further comprising circuitry to:
determine if predetermined configuration information can be obtained from the
10 device; and
receive the predetermined configuration information from the device, wherein
obtaining, transmitting and receiving are performed if the predetermined configuration
information cannot be received from the device.

93. The gateway of claim 77, further comprising circuitry to:
15 configure the gateway to monitor the device using the configuration
information;
aggregate data from plural monitored devices; and
report the aggregated data to the server.

94. The gateway of claim 77, wherein the circuitry comprises at least one of
20 programmable logic, logic gates, a processor, and a memory.

95. An apparatus that is in communication with a gateway that is in
25 communication with a device, the apparatus comprising circuitry to:

receive data from the gateway;
generate configuration information relating to the device based on the data; and
transmit the configuration information to the gateway.

5 96. The apparatus of claim 95, wherein the data comprises at least one of
identification information for the device and identification information for the gateway.

 97. The apparatus of claim 96, wherein the identification information identifies
at least one of a type of the device, an instance of the device, a version of the device,
10 and a manufacturer of the device.

 98. The apparatus of claim 95, wherein the configuration information is
generated dynamically by selecting from a plurality of configurations based on the data.

15 99. The apparatus of claim 95, wherein the configuration information
comprises an amalgamation of data retrieved from one or more sources by the
apparatus.

 100. The apparatus of claim 95, wherein the configuration information
20 comprises at least one of (i) instructions to process, collect and/or publish information
received from the device, (ii) instructions to generate a graphical user interface to
display information relating to the device; (iii) instructions defining a language for
presenting information relating to the device, and (iv) a list of files to download.

25 101. The apparatus of claim 95, wherein the configuration information is

generated by retrieving data from one or more sources and inserting the data into a predefined template.

102. The apparatus of claim 95, further comprising circuitry to:
5 generate a graphical user interface to enable selection of the device when configuring the gateway.

103. The apparatus of claim 95, wherein the configuration information is transmitted to the gateway as an eXtensible Markup Language (XML) document using
10 HyperText Transfer Protocol (HTTP).

104. The apparatus of claim 95, wherein the configuration information comprises a list of files to download; and
the apparatus further comprises circuitry to download at least one of the files.
15 from the list to the gateway.

105. The apparatus of claim 95, wherein the data comprises identification information that identifies the device, and wherein generating the configuration information comprises:
20 obtaining the configuration information based on a hierarchy of the identification information.

106. The apparatus of claim 105, wherein the hierarchy comprises searching first for configuration information relating to an instance of the device and then based
25 on more general information relating to the device than the instance until appropriate

configuration information is obtained.

107. The apparatus of claim 95, further comprising circuitry to obtain capabilities of the device from a database;

5 wherein the configuration information is generated based on the capabilities of the device.

108. The apparatus of claim 107, wherein obtaining the capabilities comprises downloading the capabilities from a server that maintains a database of device
10 capabilities.

109. The apparatus of claim 107, wherein the device capabilities are defined by one or more SNMP MIBs (Simple Network Management Protocol Management Information Bytes).

15

110. The apparatus of claim 107, wherein:
the data comprises identification information for the device; and
the capabilities of the device are obtained based on the identification
information.

20

111. The apparatus of claim 110, wherein the identification information comprises at least one of a type of the device and a version of the device.

112. The apparatus of claim 110, wherein obtaining the capabilities comprises
25 downloading the capabilities from a server that maintains a database of device

capabilities.

113. The apparatus of claim 95, wherein the circuitry comprises at least one of programmable logic, logic gates, a processor, and a memory.

5

114. An apparatus comprising circuitry to:

receive identification information for a device;

search a database of Simple Network Management Protocol Management Information Bytes (SNMP MIBs) based on the identification information to obtain

10 SNMP MIBs that correspond to the device, the SNMP MIBs defining one or more capabilities of the device; and

output SNMP MIBs that correspond to the device.

115. The apparatus of claim 114, wherein searching comprises searching the
15 database based on a hierarchy of the identification information.

116. The apparatus of claim 115, wherein searching based on the hierarchy comprises searching first for SNMP MIBs relating to an instance of the device and then searching for SNMP MIBs based on more general information relating to the device
20 than the instance until appropriate SNMP MIBs are found.

117. The apparatus of claim 114, wherein the circuitry comprises at least one of programmable logic, logic gates, a processor, and a memory.

25 118. A system comprising:

a device;

a gateway that is in communication with the device; and

a server that is in communication with the gateway;

wherein the gateway comprises circuitry to obtain data relating to the device, to

5 transmit the data to a server, and to receive configuration information from the server that is generated based on the data; and

wherein the server comprises circuitry to receive the data from the gateway, to generate the configuration information based on the data, and to transmit the configuration information to the gateway.

10

119. The system of claim 118, further comprising:

an apparatus comprising circuitry to:

receive identification information for the device from the server;

search a database of Simple Network Management Protocol

15

Management Information Bytes (SNMP MIBs) based on the identification information to obtain SNMP MIBs that correspond to the device, the SNMP MIBs defining one or more capabilities of the device; and

output, to the server, SNMP MIBs that correspond to the device.

20

120. The system of claim 118, wherein the circuitry for the gateway and the circuitry for the server each comprises at least one of programmable logic, logic gates, a processor, and a memory.

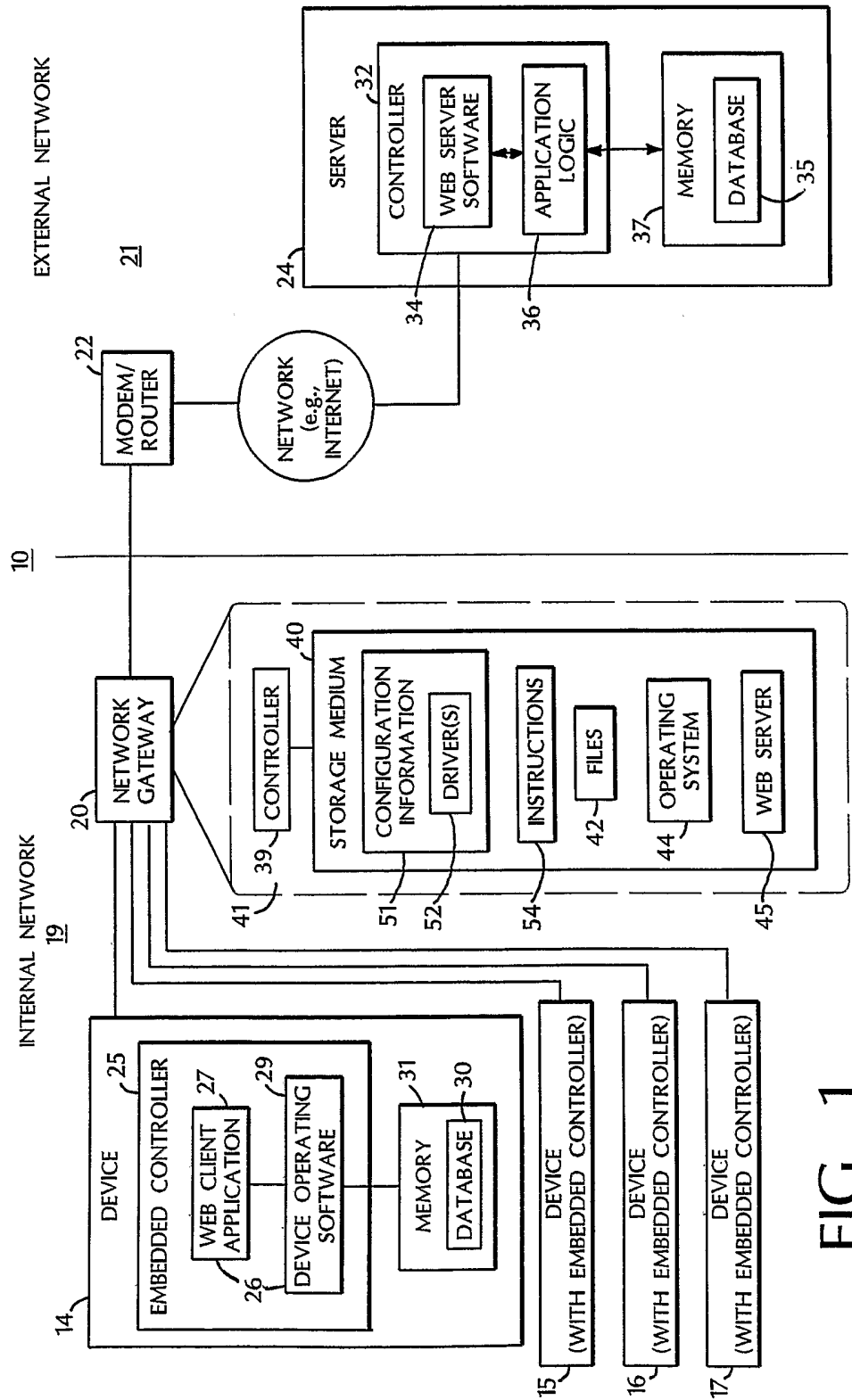


FIG. 1

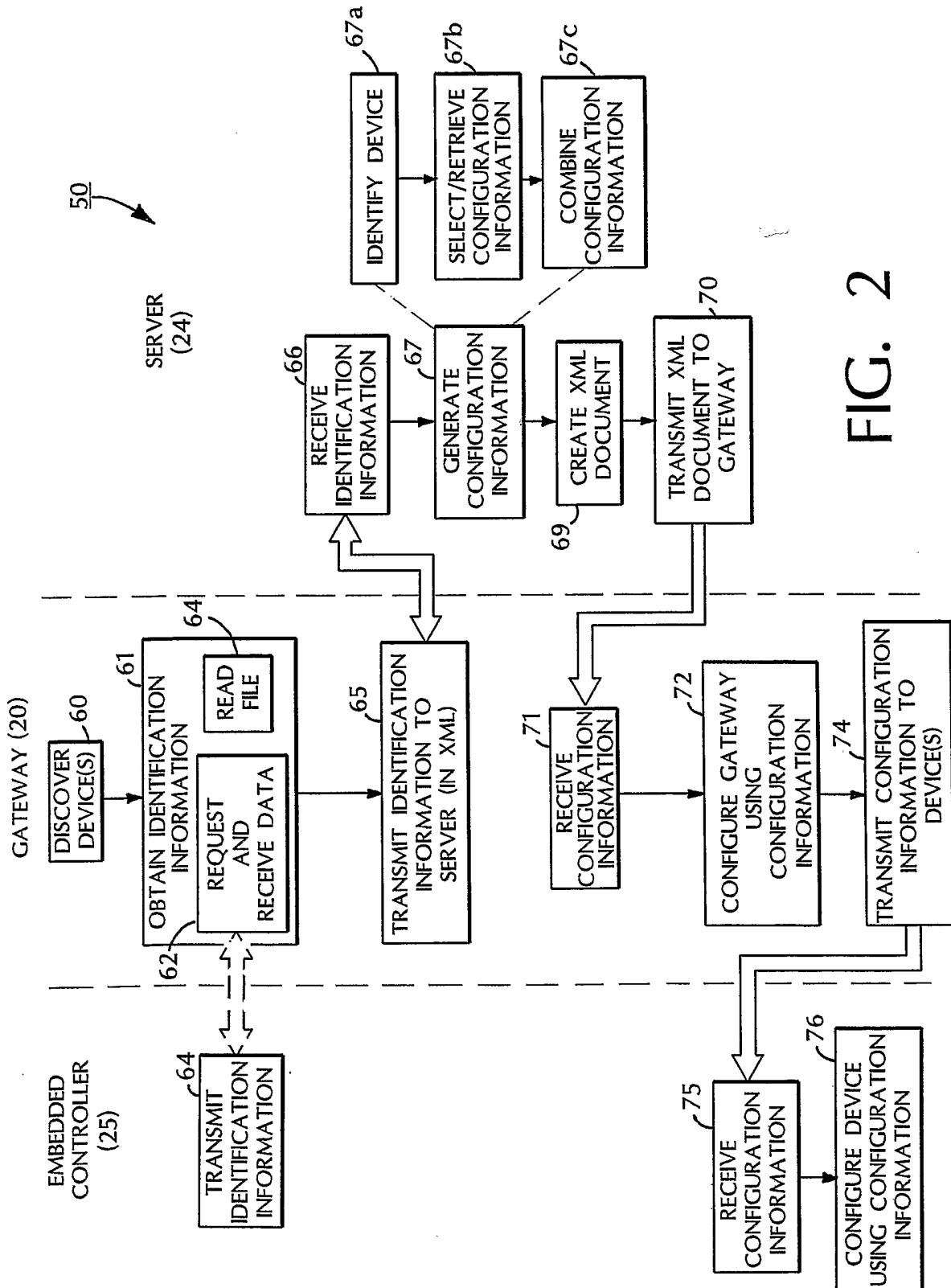


FIG. 2

INTERNATIONAL SEARCH REPORT

International Application No

PCT/US 03/11700

A. CLASSIFICATION OF SUBJECT MATTER
IPC 7 H04L12/24

According to International Patent Classification (IPC) or to both national classification and IPC

B. FIELDS SEARCHED

Minimum documentation searched (classification system followed by classification symbols)

IPC 7 H04L

Documentation searched other than minimum documentation to the extent that such documents are included in the fields searched

Electronic data base consulted during the international search (name of data base and, where practical, search terms used)

EPO-Internal, WPI Data, PAJ, IBM-TDB, INSPEC, COMPENDEX

C. DOCUMENTS CONSIDERED TO BE RELEVANT

Category *	Citation of document, with indication, where appropriate, of the relevant passages	Relevant to claim No.
X	WO 01 97019 A (NETWOLVES CORP) 20 December 2001 (2001-12-20)	1,2,4-6, 8,9,11, 18,19, 22,39, 40, 42-44, 46,47, 49,56, 57,60, 77,78, 80-82, 84,85, 87, 94-96, 99,113, 117,118, 120
Y	abstract -/--	7,10, 12-17,



Further documents are listed in the continuation of box C.



Patent family members are listed in annex.

* Special categories of cited documents :

- *A* document defining the general state of the art which is not considered to be of particular relevance
- *E* earlier document but published on or after the international filing date
- *L* document which may throw doubts on priority claim(s) or which is cited to establish the publication date of another citation or other special reason (as specified)
- *O* document referring to an oral disclosure, use, exhibition or other means
- *P* document published prior to the international filing date but later than the priority date claimed

- *T* later document published after the international filing date or priority date and not in conflict with the application but cited to understand the principle or theory underlying the invention
- *X* document of particular relevance; the claimed invention cannot be considered novel or cannot be considered to involve an inventive step when the document is taken alone
- *Y* document of particular relevance; the claimed invention cannot be considered to involve an inventive step when the document is combined with one or more other such documents, such combination being obvious to a person skilled in the art.
- *&* document member of the same patent family

Date of the actual completion of the international search

1 September 2003

Date of mailing of the international search report

16/09/2003

Name and mailing address of the ISA

European Patent Office, P.B. 5818 Patentlaan 2
NL - 2280 HV Rijswijk
Tel. (+31-70) 340-2040, Tx. 31 651 epo nl,
Fax: (+31-70) 340-3016

Authorized officer

Cichra, M

INTERNATIONAL SEARCH REPORT

Int. Patent Application No.

PCT/US 03/11700

C.(Continuation) DOCUMENTS CONSIDERED TO BE RELEVANT

Category *	Citation of document, with indication, where appropriate, of the relevant passages	Relevant to claim No.
A	<p>figures 3,7-9,12</p> <p>claims 1,2,6-8,22,29,31,40,41 page 2, line 18-30 page 2, line 7-18 page 4, line 1-6 page 5, line 18-23 page 8, line 27 -page 9, line 5 page 10, line 9-17 page 12, line 1-9 page 17, line 8-15 page 21, line 14-18 page 21, line 31 -page 22, line 6 ----- -/--</p>	<p>21, 23-28, 30,36, 45,48, 50-55, 59, 61-66, 68,74, 83,86, 88-93, 98, 100-105, 107,114, 119 3,20,29, 31-35, 37,38, 41,58, 67, 69-73, 75,76, 79,97, 106, 108-112, 115,116</p>

INTERNATIONAL SEARCH REPORT

International Application No

PCT/US 03/11700

C.(Continuation) DOCUMENTS CONSIDERED TO BE RELEVANT

Category *	Citation of document, with indication, where appropriate, of the relevant passages	Relevant to claim No.
Y	WO 01 26336 A (LAZAR AUREL A ; LIM KOON SENG (US); XBIND INC (US); ADAM CONSTANTIN) 12 April 2001 (2001-04-12)	7, 15, 17, 26, 28, 45, 53, 55, 64, 66, 83, 91, 93, 103, 105
A	abstract	1-6, 8-14, 16, 18-25, 27, 29-44, 46-52, 54, 56-63, 65, 67-82, 84-90, 92, 94-102, 104, 106-120
	figure 2	
	claims 1, 7, 8	
	page 3, line 24 -page 4, line 22	
	page 5, line 14-19	
	page 6, line 28 -page 7, line 7	
	page 9, line 13-27	
	page 12, line 4-24	
	page 21, line 13 -page 22, line 4	
	page 23, line 9-16	
	page 24, line 8-16	

	-/--	

INTERNATIONAL SEARCH REPORT

International Application No

PCT/US 03/11700

C.(Continuation) DOCUMENTS CONSIDERED TO BE RELEVANT

Category °	Citation of document, with indication, where appropriate, of the relevant passages	Relevant to claim No.
X	EP 0 745 929 A (CANON KK) 4 December 1996 (1996-12-04)	1, 18, 39, 56, 77, 94, 95, 113, 118, 120
Y	abstract	25, 30, 63, 68, 102, 107
A	claims 1, 16, 19 column 2, line 10-19 column 2, line 41 -column 3, line 12 column 4, line 8-17 column 9, line 4-45 ----- -/--	2-17, 19-24, 26-29, 31-38, 40-55, 57-67, 69-93, 96-101, 103-106, 108-112, 114-117, 119

International Application No.

C.(Continuation) DOCUMENTS CONSIDERED TO BE RELEVANT

Form PCT/ISA/210 (continuation of second sheet) (July 1992)

INTERNATIONAL SEARCH REPORT
Information on patent family members

International Application No

PCT/US 03/11700

Patent document cited in search report		Publication date		Patent family member(s)		Publication date
WO 0197019	A	20-12-2001	AU	7548001 A		24-12-2001
			WO	0197019 A2		20-12-2001
WO 0126336	A	12-04-2001	AU	8000300 A		10-05-2001
			WO	0126336 A2		12-04-2001
EP 0745929	A	04-12-1996	US	5832298 A		03-11-1998
			DE	69623533 D1		17-10-2002
			DE	69623533 T2		22-05-2003
			EP	1209558 A2		29-05-2002
			EP	0745929 A1		04-12-1996
			JP	9026867 A		28-01-1997
EP 1091522	A	11-04-2001	EP	1091522 A2		11-04-2001
			JP	2001175562 A		29-06-2001