



US00D554452S

(12) **United States Design Patent**  
**Ammann**

(10) **Patent No.:** **US D554,452 S**

(45) **Date of Patent:** **\*\* Nov. 6, 2007**

(54) **SAW BLADE**

(75) Inventor: **Yves Ammann**, Zuchwil (CH)

(73) Assignee: **Robert Bosch GmbH**, Stuttgart (DE)

(\*\*) Term: **14 Years**

(21) Appl. No.: **29/279,951**

(22) Filed: **May 11, 2007**

**Related U.S. Application Data**

(62) Division of application No. 29/232,864, filed on Jun. 24, 2005.

(30) **Foreign Application Priority Data**

Mar. 3, 2005 (DE) ..... 405 01 227

(51) **LOC (8) Cl.** ..... **08-03**

(52) **U.S. Cl.** ..... **D8/20**

(58) **Field of Classification Search** ..... D8/14,  
D8/16, 18-20, 33, 40-43, 45, 70.1, 90-92,  
D8/95, 98, 99, 102; D18/56, 57, 34.3; D19/65;  
D22/117, 118; D27/195, 196; 30/166.3,  
30/289-291, 293, 294, 314, 320, 355-357  
See application file for complete search history.

(56) **References Cited**

**U.S. PATENT DOCUMENTS**

D170,202 S \* 8/1953 Knapp ..... D8/95

D406,039 S \* 2/1999 Okada ..... D8/20  
D459,172 S \* 6/2002 Bissell ..... D8/20  
D465,138 S \* 11/2002 Raines ..... D8/20  
D482,257 S \* 11/2003 Taylor et al. .... D8/99  
D482,945 S \* 12/2003 Grolimund ..... D8/20  
D527,233 S \* 8/2006 Burke, III ..... D8/20  
2002/0121023 A1\* 9/2002 Kocher et al. .... 30/355  
2005/0172416 A1\* 8/2005 Feliciano ..... 7/148  
2005/0262702 A1\* 12/2005 Hawthorn ..... 30/166.3

\* cited by examiner

*Primary Examiner*—Robert M. Spear

*Assistant Examiner*—Garth Rademaker

(74) *Attorney, Agent, or Firm*—Michael J. Striker

(57) **CLAIM**

The ornamental design for a saw blade, as shown and described.

**DESCRIPTION**

FIG. 1 is a left side view of a saw blade showing my new design;

FIG. 2 is a right side view thereof;

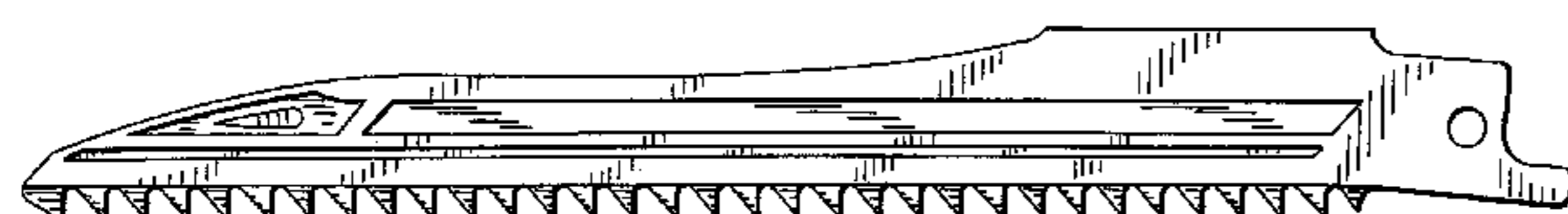
FIG. 3 is a top view thereof;

FIG. 4 is a bottom view thereof;

FIG. 5 is a front view thereof; and,

FIG. 6 is a rear view thereof.

**1 Claim, 2 Drawing Sheets**



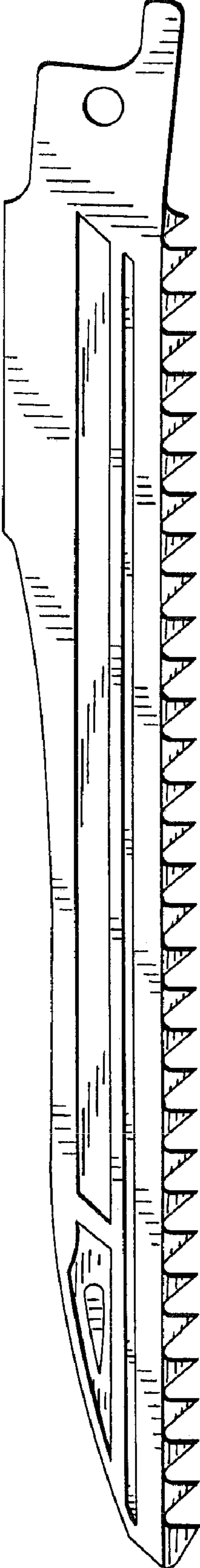


FIG. 1

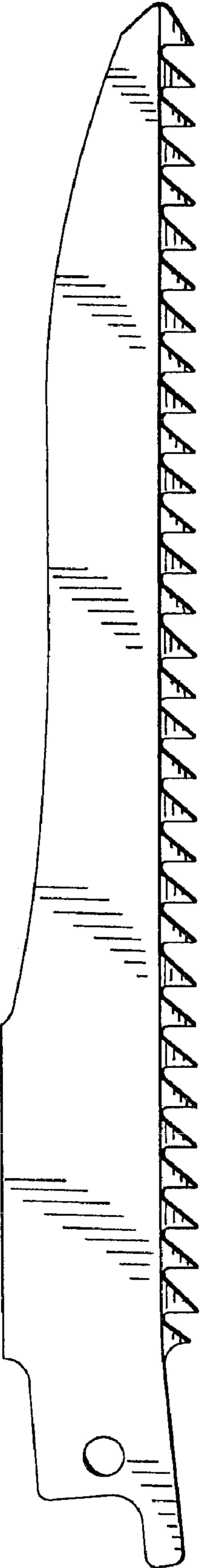


FIG. 2



FIG. 3



FIG. 4

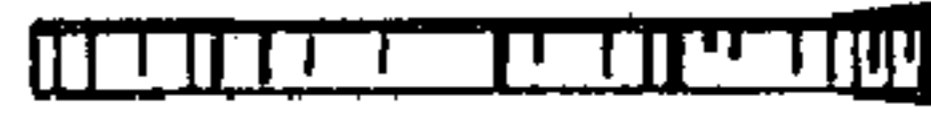


FIG. 6



FIG. 5