R. W. DAVIS.
BREAD-CUTTERS.

No. 194,417. Patented Aug. 21, 1877.

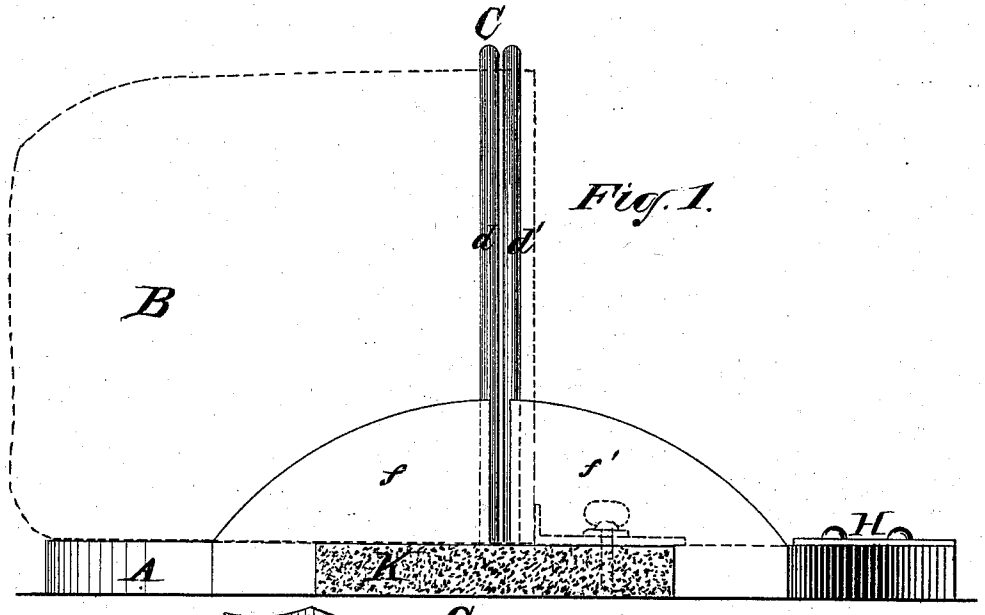

Fig. 1.

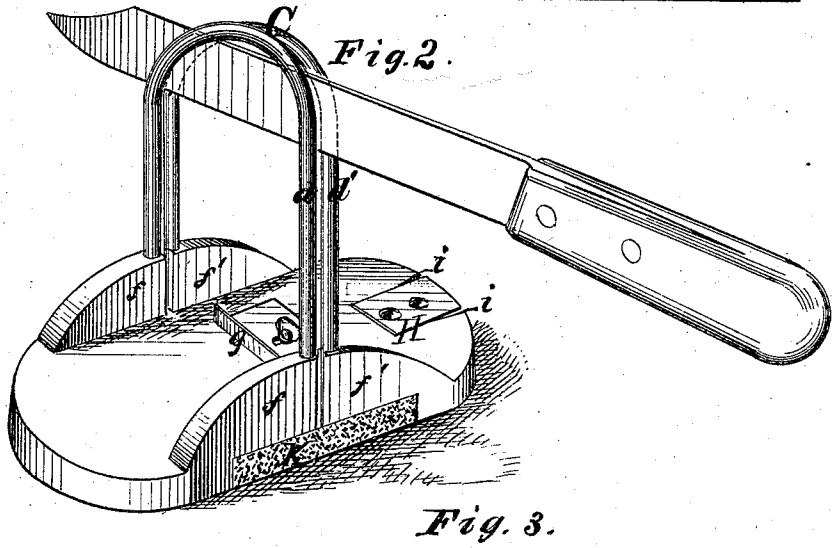

Fig. 2.

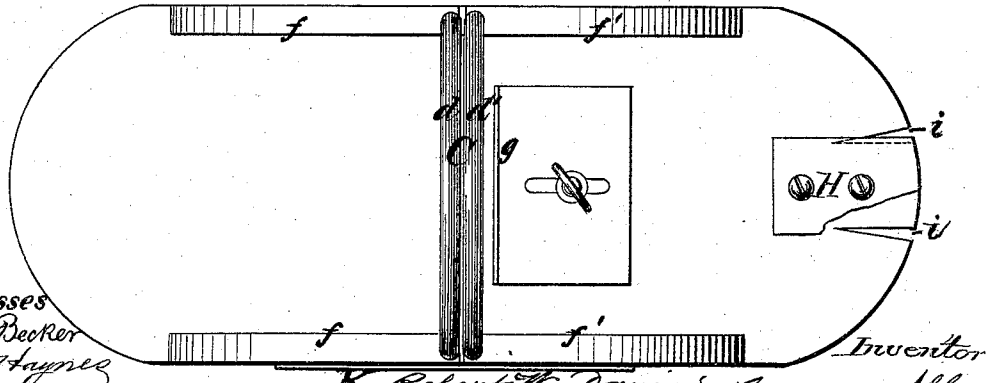

Fig. 3.

Witnesses
John Becker
Fred. Haynes

Inventor
Robert W. Davis
by his Attorneys Brown & Allen
Attys

N. PETERS, PHOTO-LITHOGRAPHER, WASHINGTON, D. C.

UNITED STATES PATENT OFFICE.

ROBERT W. DAVIS, OF ELMIRA, NEW YORK.

IMPROVEMENT IN BREAD-CUTTERS.

Specification forming part of Letters Patent No. **194,417**, dated August 21, 1877; application filed February 27, 1877.

To all whom it may concern:

Be it known that I, ROBERT W. DAVIS, of Elmira, in the county of Chemung and State of New York, have invented an Improvement in Bread-Cutters; and I do hereby declare that the following is a full, clear, and exact description of the same, reference being had to the accompanying drawing, forming part of this specification.

My invention is designed to provide means whereby, by the use of a hand-knife, bread may be rapidly and conveniently cut into slices of uniform and of any required thickness, and also having attached means for sharpening the knife, as required.

The invention consists in the combination, with a base-plate having at each side a vertical brace, of two parallel disconnected arched wires set in the braces at their lower ends, and forming a knife-guide between the same, and an adjustable gage for regulating the thickness of the slice to be cut, all of which will be fully hereinafter described.

Figure 1, in the accompanying drawing represents a side view of my invention. Fig. 2 is a perspective view, and Fig. 3 a top view of the same.

A is a flat base which supports the loaf B to be sliced. Attached to the said base is the knife-guide C, which consists of two arched wires, *d d'*, arranged in parallel planes at right angles with the base A and perpendicular thereto.

The arched wires *d d'*, constituting the knife-guide C, are supported by the braces *f f'*, attached vertically to the base A at the sides thereof, and having their ends, which abut against the said arched wires, vertically grooved for the reception of about one-half the thickness of said wires, by which means the said wires are supported by said braces in three directions.

To the top of the base A is attached the adjustable gage *g* for regulating the thickness of the slices.

To the said base, preferably at the end thereof, is attached the knife-sharpener H a hardened steel plate riveted or screwed to the said base—said base having formed therein—one on each side of said plate—V-shaped notches *i*, into which the knife enters, and is held against the sharpener H when drawn through either of said notches for sharpening the knife on one side and on the other.

I also attach to the side of said base A an emery sharpener, K, upon which the knife may be sharpened by whetting.

The loaf B to be sliced is placed on the base A, as shown in Fig. 1, and slid up against the gage *g*, previously adjusted to the thickness of slice required. The knife is then passed between the arched wires *d d'* of the knife-guide C, and pressed down through the loaf, which cuts a slice therefrom, the repetition of the operation cutting slices with rapidity, ease, and uniformity.

The whole forms an extremely useful and convenient household utensil.

I claim—

The combination of the base A, the vertical braces *f f*, the two parallel disconnected arched wires *d d'* set in said vertical braces, and forming a knife-guide, and the adjustable gage *g*, all substantially as and for the purpose described.

ROBERT W. DAVIS.

Witnesses:

J. B. ULINIER,

C. E. LEWIS.