



US00D348013S

United States Patent [19]

[11] Patent Number: **Des. 348,013**

Nomura

[45] Date of Patent: **** Jun. 21, 1994**

[54] **WRISTWATCH**

[75] Inventor: **Yasuhiro Nomura, Nagano, Japan**

[73] Assignee: **Seiko Epson Corporation, Tokyo, Japan**

[**] Term: **14 Years**

[21] Appl. No.: **903,547**

[22] Filed: **Jun. 23, 1992**

[30] **Foreign Application Priority Data**

Dec. 26, 1991 [JP] Japan 3-39364

[52] U.S. Cl. **D10/38; D10/30**

[58] Field of Search **D10/1-40, D10/82-84, 239-242, 280-282, 285, 276-277**

[56] **References Cited**

U.S. PATENT DOCUMENTS

D. 323,786 2/1992 Ishizaka D10/30 X

D. 325,353	4/1992	Meyer	D10/30 X
D. 325,530	4/1992	Moriai	D10/30 X
D. 327,441	6/1992	Yamamoto	D10/38
D. 327,443	6/1992	Sugita	D10/30 X
D. 327,444	6/1992	Murakami	D10/30 X
D. 327,656	7/1992	Sugita	D10/30 X

Primary Examiner—Nelson C. Holtje
Attorney, Agent, or Firm—Stroock & Stroock & Lavan

[57] **CLAIM**

The ornamental design for a wristwatch, as shown.

DESCRIPTION

FIG. 1 is a perspective view of the wristwatch in accordance with my new design;
FIG. 2 is a top plan view thereof;
FIG. 3 is a front elevational view thereof;
FIG. 4 is a right side view thereof;
FIG. 5 is a left side view thereof;
FIG. 6 is a rear elevational view thereof; and,
FIG. 7 is a bottom plan view thereof.




FIG. 1




FIG. 2




FIG. 3




FIG. 4

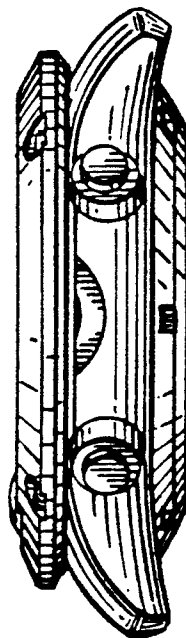


FIG. 5

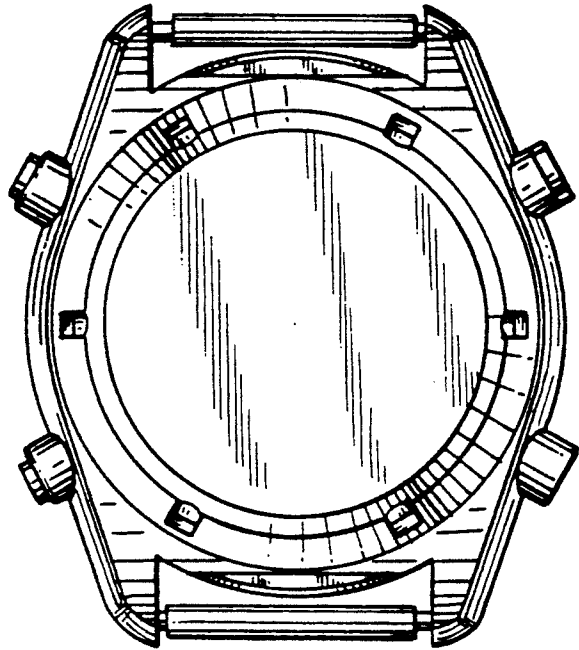
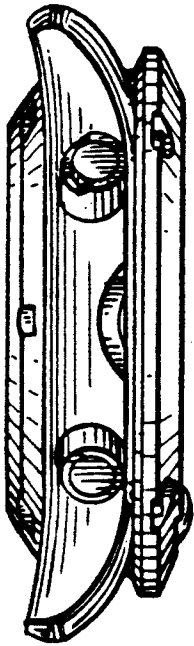


FIG. 6

FIG. 7

