



US00D877832S

(12) **United States Design Patent**  
**Bianco**

(10) **Patent No.:** **US D877,832 S**

(45) **Date of Patent:** **\*\* Mar. 10, 2020**

(54) **HITTING TRAINING TOOL FOR BASEBALL AND SOFTBALL**

6,923,738 B1 \* 8/2005 Fulp ..... A63B 69/0002  
124/5  
D640,339 S \* 6/2011 Goldenthal ..... D21/725  
D755,314 S \* 5/2016 Williams ..... D21/725  
9,795,850 B1 \* 10/2017 Sancier ..... A63B 69/0002

(71) Applicant: **Matthew J. Bianco**, Canonsburg, PA (US)

\* cited by examiner

(72) Inventor: **Matthew J. Bianco**, Canonsburg, PA (US)

*Primary Examiner* — Mitchell I. Siegel

(\*\*) Term: **15 Years**

(74) *Attorney, Agent, or Firm* — K&L Gates LLP

(21) Appl. No.: **29/641,649**

(57) **CLAIM**

The ornamental design for a hitting training tool for baseball and softball, as shown and described.

(22) Filed: **Mar. 23, 2018**

(51) **LOC (12) Cl.** ..... **21-02**

(52) **U.S. Cl.**  
USPC ..... **D21/753**

**DESCRIPTION**

(58) **Field of Classification Search**  
USPC ..... D21/722, 725, 753, 780  
CPC ..... A63B 59/00; A63B 59/50–59/58; A63B 59/80; A63B 60/00; A63B 60/46; A63B 2102/00; A63B 2102/10; A63B 2102/12; A63B 2102/26; A63B 2102/28; A63B 2102/30; A63B 2102/38

FIG. 1 is a front perspective view showing my new design of a hitting training tool for baseball and softball; FIG. 2 is an exploded front perspective view thereof; FIG. 3 is a front elevational view thereof; FIG. 4 is a rear elevational view thereof; FIG. 5 is a right side elevational view thereof; FIG. 6 is a left side elevational view thereof; FIG. 7 is a top plan view thereof; FIG. 8 is a bottom plan view thereof; FIG. 9 is a front elevational view of a second embodiment of the design shown in FIGS. 1-8; FIG. 10 is a rear elevational view of FIG. 9; FIG. 11 is a right side elevational view of FIG. 9; FIG. 12 is a left side elevational view of FIG. 9; FIG. 13 is a top plan view of FIG. 9; and, FIG. 14 is a bottom plan view of FIG. 9.

See application file for complete search history.

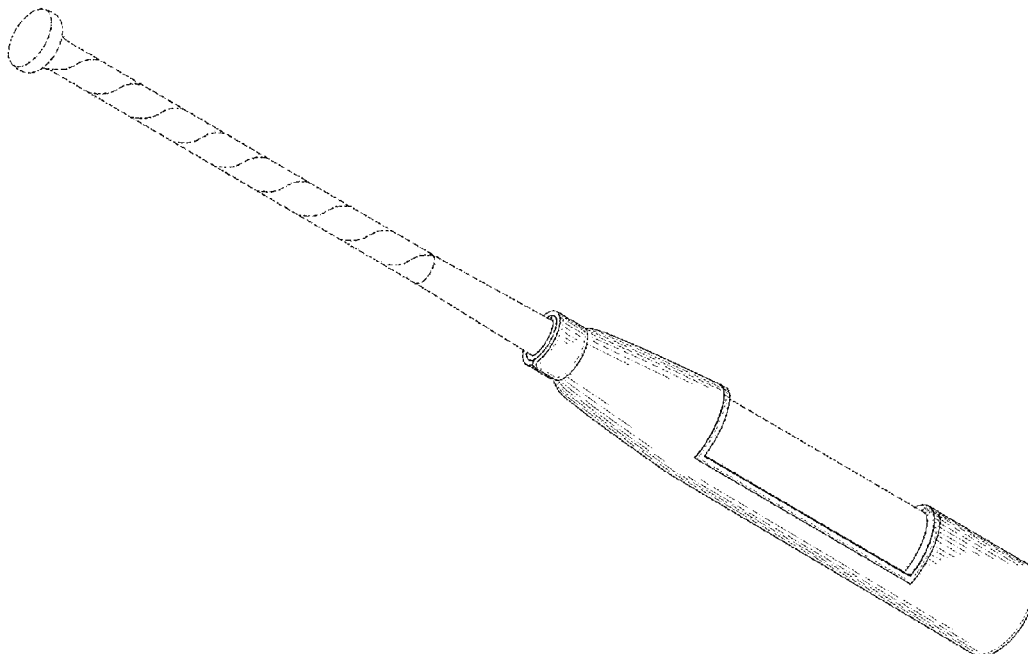
The broken line showing is included for the purpose of illustrating unclaimed subject matter and form no part of the claimed design.

(56) **References Cited**

U.S. PATENT DOCUMENTS

3,115,342 A \* 12/1963 Webster ..... A63B 60/38  
124/5  
4,930,772 A \* 6/1990 Maloney ..... A63B 59/58  
473/457  
D351,868 S \* 10/1994 Pendergast ..... D21/725  
D415,398 S \* 10/1999 Wysopal ..... D3/211  
D418,181 S \* 12/1999 Lau ..... D21/725  
6,565,462 B1 \* 5/2003 Gregg ..... A63B 69/0002  
124/5

**1 Claim, 6 Drawing Sheets**



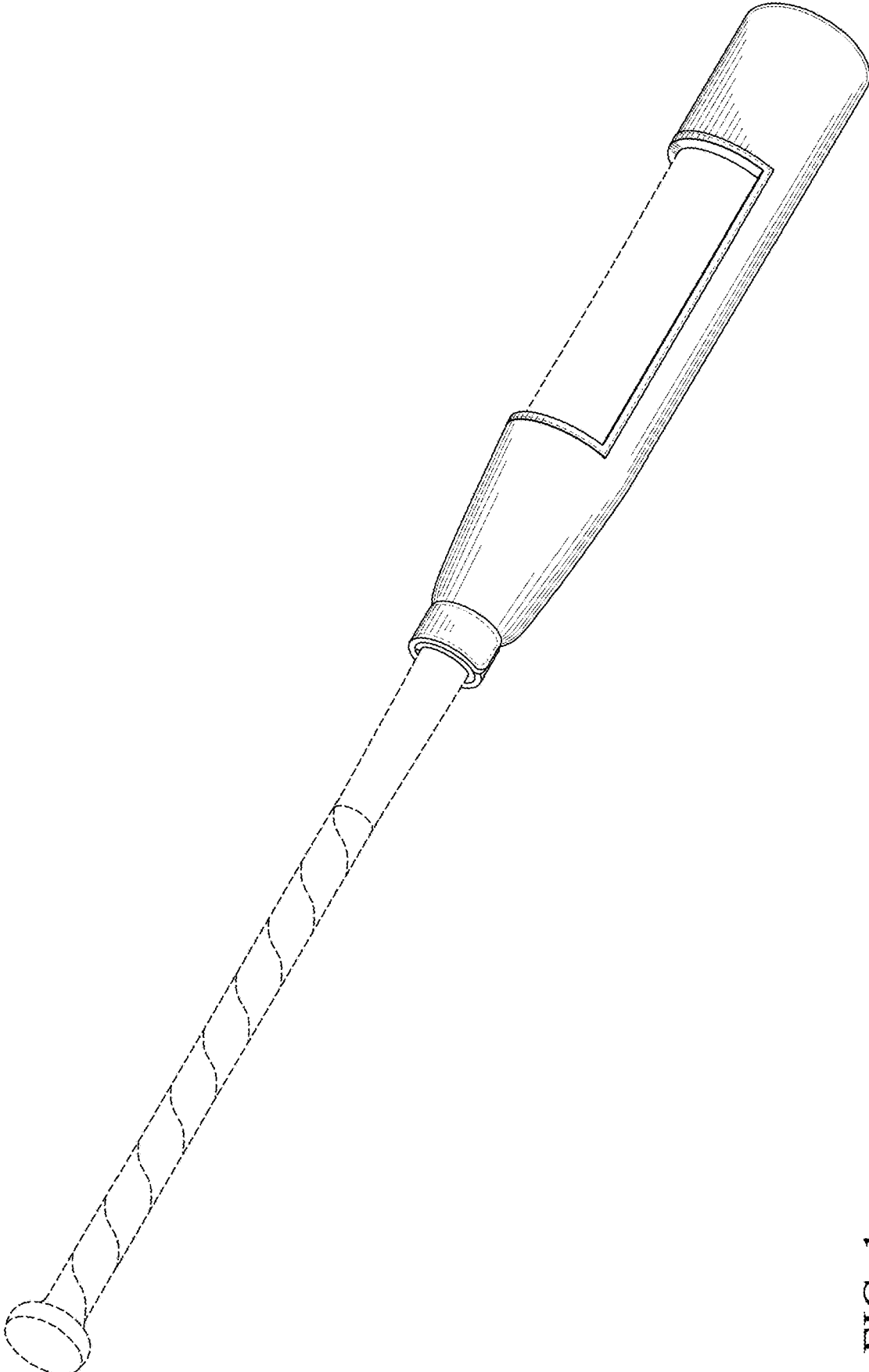


FIG. 1

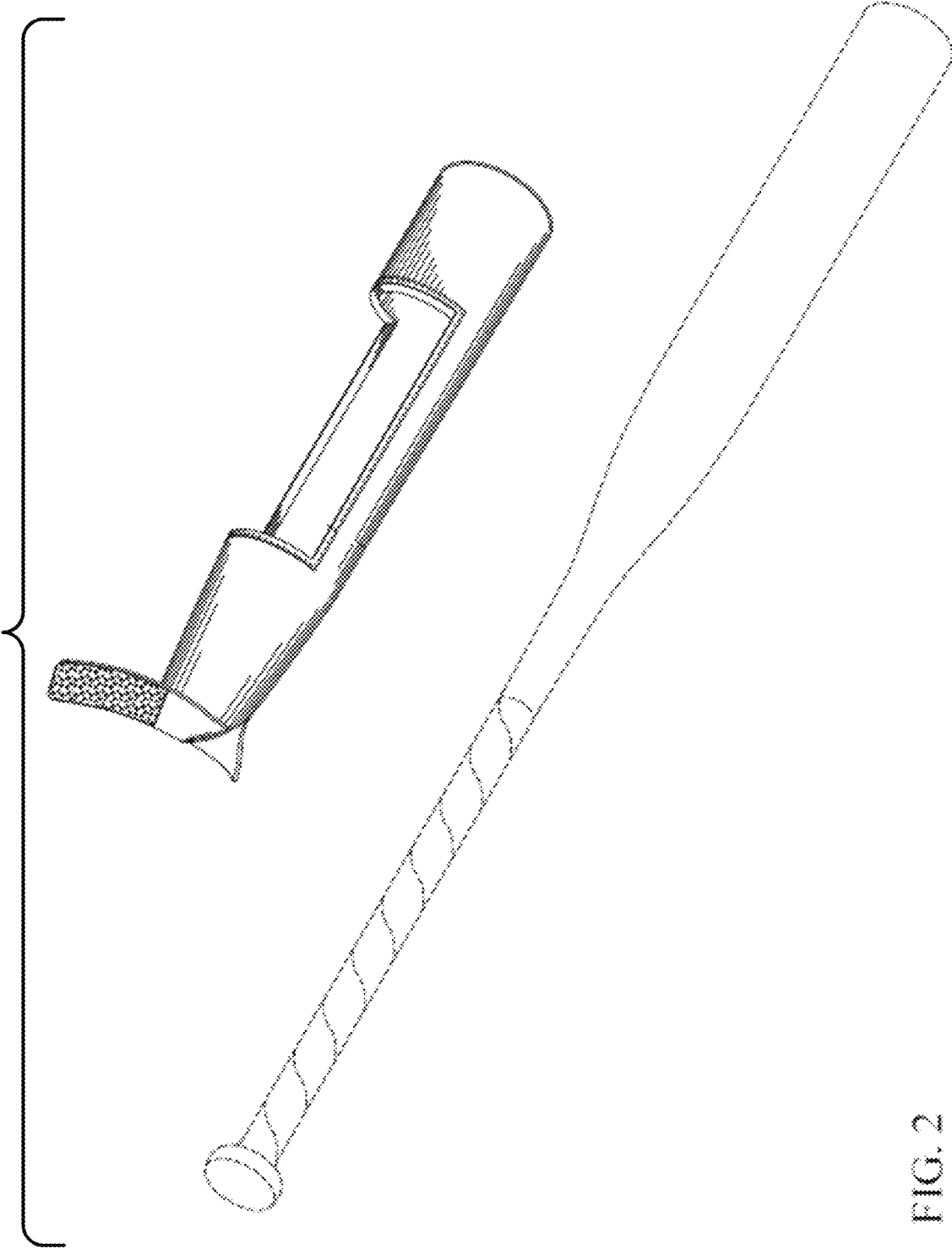


FIG. 2

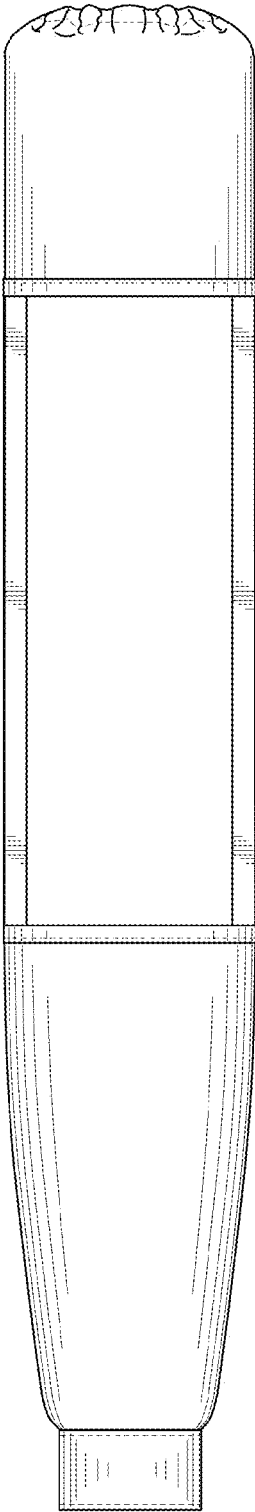


FIG. 3




FIG. 4




FIG. 5

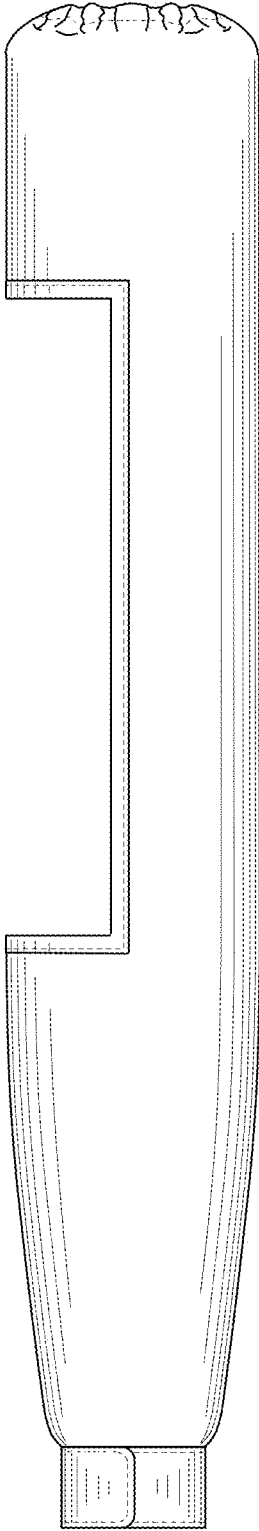


FIG. 6

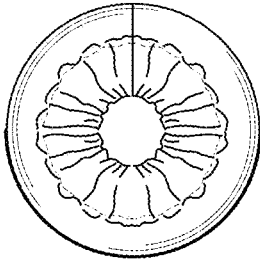


FIG. 7

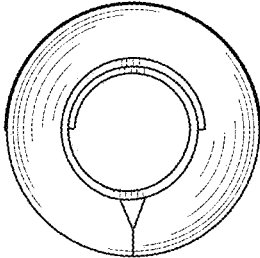


FIG. 8




FIG. 9




FIG. 10




FIG. 11




FIG. 12

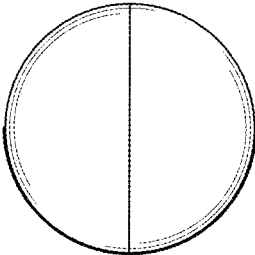


FIG. 13

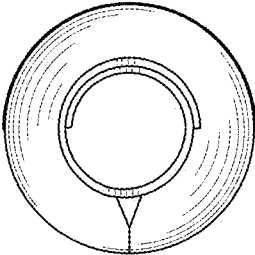


FIG. 14