

(12) STANDARD PATENT
(19) AUSTRALIAN PATENT OFFICE

(11) Application No. **AU 2012222149 B2**

(54) Title
Cannabinoid receptor modulators

(51) International Patent Classification(s)
C07D 231/54 (2006.01) **C07D 401/04** (2006.01)
A61K 31/416 (2006.01) **C07D 401/14** (2006.01)
A61K 31/4439 (2006.01) **C07D 403/04** (2006.01)
A61K 31/497 (2006.01) **C07D 405/14** (2006.01)
A61K 31/661 (2006.01) **C07F 9/09** (2006.01)
A61P 29/00 (2006.01)

(21) Application No: **2012222149** (22) Date of Filing: **2012.02.24**

(87) WIPO No: **WO12/116279**

(30) Priority Data

(31)	Number	(32)	Date	(33)	Country
	61/446,729		2011.02.25		US

(43) Publication Date: **2012.08.30**

(44) Accepted Journal Date: **2017.06.29**

(71) Applicant(s)
Arena Pharmaceuticals, Inc.

(72) Inventor(s)
Thatte, Jayant;Blackburn, Anthony C.;Han, Sangdon;Jones, Robert M.;Jung, Jae-Kyu;Montalban, Antonio Garrido;Pal, Biman B.;Rueter, Jaimie Karyn;Strah-Pleyne, Sonja;Thoresen, Lars;Xiong, Yifeng;Yue, Dawei;Zhu, Xiuwen

(74) Agent / Attorney
FB Rice, Level 23 44 Market Street, Sydney, NSW, 2000, AU

(56) Related Art
WO 2006/129178 A1



(51) International Patent Classification:

C07D 231/54 (2006.01) A61K 31/416 (2006.01)
 C07D 401/04 (2006.01) A61K 31/4439 (2006.01)
 C07D 401/14 (2006.01) A61K 31/497 (2006.01)
 C07D 403/04 (2006.01) A61K 31/661 (2006.01)
 C07D 405/14 (2006.01) A61P 29/00 (2006.01)
 C07F 9/09 (2006.01)

(21) International Application Number:

PCT/US2012/026517

(22) International Filing Date:

24 February 2012 (24.02.2012)

(25) Filing Language:

English

(26) Publication Language:

English

(30) Priority Data:

61/446,729 25 February 2011 (25.02.2011) US

(71) Applicant (for all designated States except US): ARENA
 PHARMACEUTICALS, INC. [US/US]; 6166 Nancy
 Ridge Drive, San Diego, California 92121 (US).

(72) Inventors; and

(75) Inventors/Applicants (for US only): THATTE, Jayant
 [US/US]; 16881 Abundante Street, San Diego, California
 92127 (US). BLACKBURN, Anthony C. [US/US];
 12633 Caminito Rosita, San Diego, California 92128 (US).
 HAN, Sangdon [KR/US]; 9953 Fieldthorn Street, San
 Diego, California 92127 (US). JONES, Robert M.
 [GB/US]; 10937 Corte luz del Sol, San Diego, California
 92130 (US). JUNG, Jae-Kyu [KR/US]; 16478 Camelas
 Walk, San Diego, California 92127 (US). MONTALBAN,
 Anthony Garrido [ES/US]; 10339 Azuaga Street, No.
 213, San Diego, California 92129 (US). PAL, Biman B.
 [US/US]; 8560 Foxcroft Place, San Diego, California
 92129 (US). RUETER, Jaimie Karyn [US/US]; 9022
 Westvale Road, San Diego, California 92129 (US).
 STRAH-PLEYNET, Sonja [US/US]; 27 Melrose Avenue,
 Newton, Massachusetts 02466 (US). THORESEN, Lars
 [US/US]; 7130 Shoreline Drive, No. 1110, San Diego,
 California 92122 (US). XIONG, Yifeng [US/US]; 5036
 Pearlman Way, San Diego, California 92130 (US). YUE,
 Dawei [CN/US]; 11353 Nahama Lane, San Diego, Califor-
 nia 92130 (US). ZHU, Xiuwen [CN/US]; 11367 Black
 Colt Lane, San Diego, California 92130 (US).

[Continued on next page]

(54) Title: CANNABINOID RECEPTOR MODULATORS

Effect Of Compound 493 in FCA-Induced Hyperalgesia Model of Inflammatory Pain at
 1 h Post Dosing

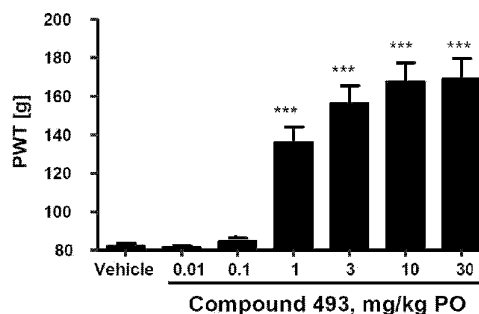


Figure 1



(57) Abstract: Provided are certain methods useful in the treatment of pain comprising administering a compound of Formula Ia and pharmaceutical compositions thereof that modulate the activity of the cannabinoid CB₂ receptor.



(74) **Agents:** SPRUCE, Lyle W. et al.; Arena Pharmaceuticals, Inc., 6166 Nancy Ridge Drive, San Diego, California 92121 (US).

(81) **Designated States** (*unless otherwise indicated, for every kind of national protection available*): AE, AG, AL, AM, AO, AT, AU, AZ, BA, BB, BG, BH, BR, BW, BY, BZ, CA, CH, CL, CN, CO, CR, CU, CZ, DE, DK, DM, DO, DZ, EC, EE, EG, ES, FI, GB, GD, GE, GH, GM, GT, HN, HR, HU, ID, IL, IN, IS, JP, KE, KG, KM, KN, KP, KR, KZ, LA, LC, LK, LR, LS, LT, LU, LY, MA, MD, ME, MG, MK, MN, MW, MX, MY, MZ, NA, NG, NI, NO, NZ, OM, PE, PG, PH, PL, PT, QA, RO, RS, RU, RW, SC, SD, SE, SG, SK, SL, SM, ST, SV, SY, TH, TJ, TM, TN, TR, TT, TZ, UA, UG, US, UZ, VC, VN, ZA, ZM, ZW.

(84) **Designated States** (*unless otherwise indicated, for every kind of regional protection available*): ARIPO (BW, GH, GM, KE, LR, LS, MW, MZ, NA, RW, SD, SL, SZ, TZ, UG, ZM, ZW), Eurasian (AM, AZ, BY, KG, KZ, MD, RU, TJ, TM), European (AL, AT, BE, BG, CH, CY, CZ, DE, DK, EE, ES, FI, FR, GB, GR, HR, HU, IE, IS, IT, LT, LU, LV, MC, MK, MT, NL, NO, PL, PT, RO, RS, SE, SI, SK, SM, TR), OAPI (BF, BJ, CF, CG, CI, CM, GA, GN, GQ, GW, ML, MR, NE, SN, TD, TG).

Published:

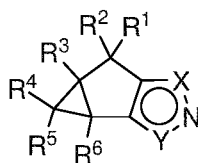
— with international search report (Art. 21(3))

CANNABINOID RECEPTOR MODULATORS

Cannabinoids are a group of extracellular signaling molecules that are found in both plants and animals. Signals from these molecules are mediated in animals by two G-protein coupled receptors, Cannabinoid Receptor 1 (CB₁) and Cannabinoid Receptor 2 (CB₂). CB₁ is expressed most abundantly in the neurons of the CNS but is also present at lower concentrations in a variety of peripheral tissues and cells (Matsuda, L. A. *et al.* (1990) *Nature* 346:561-564). In contrast, CB₂ is expressed predominantly, although not exclusively, in non-neural tissues, *e.g.* in hematopoietic cells, endothelial cells, osteoblasts, osteoclasts, the endocrine pancreas, and cancerous cell lines (Munro, S. *et al.* (1993) *Nature* 365:61-65; and as reviewed in Pacher, P. *et al.* (2006) *Pharmacol. Rev.* 58(3): 389-462). As such, CB₁ is believed to be primarily responsible for mediating the psychotropic effects of cannabinoids on the body, whereas CB₂ is believed to be primarily responsible for most of their non-neural effects.

The texts of the references cited in this disclosure are herein incorporated by reference in their entireties. In the event that a definition of a term as incorporated by reference differs from the meaning defined herein, then the meaning provided herein is intended.

In a first aspect of the invention there is provided a composition comprising a compound selected from compounds of Formula Ia and pharmaceutically acceptable salts, solvates, hydrates, and *N*-oxides thereof:



Ia

wherein:

R¹, R², R³, R⁴, R⁵, and R⁶ are each independently selected from: H and C₁-C₆ alkyl;

X is NR⁷ and Y is CC(O)N(R⁸)R⁹; or

X is CC(O)N(R⁸)R⁹ and Y is NR⁷;

R⁷ is -R¹⁰-R¹¹-R¹²-R¹³; wherein:

R¹⁰ is absent;

R¹¹ is absent;

R¹² is absent; and

R^{13} is selected from: C_1 - C_6 alkyl, aryl, C_3 - C_7 cycloalkyl, heteroaryl, heterocyclyl, and hydroxyl; wherein said C_1 - C_6 alkyl, aryl, and heteroaryl are each optionally substituted with one or two substituents selected from: C_1 - C_6 alkoxy, C_1 - C_6 alkyl, C_1 - C_6 alkylamino, C_1 - C_6 alkylsulfonyl, amino, C_3 - C_7 cycloalkyl, cyano, C_2 - C_8 dialkylamino, C_1 - C_6 haloalkyl, halogen, and hydroxyl;

R^8 is $-R^{14}-R^{15}-R^{16}-R^{17}$; wherein:

R^{14} is selected from: C_1 - C_6 alkylene, C_3 - C_7 cycloalkenylene, C_3 - C_7 cycloalkylene, heteroarylene, and heterocyclylene; wherein said C_1 - C_6 alkylene and heterocyclylene are each optionally substituted with one or more substituents selected from:

C_1 - C_6 alkoxycarbonyl, C_1 - C_6 alkyl, C_3 - C_7 cycloalkyl, aryl, carboxy, heteroaryl, heterocyclyl, and hydroxyl; wherein said C_1 - C_6 alkyl and aryl are optionally substituted with one substituent selected from: C_1 - C_6 alkoxy, aryl, halogen, heteroaryl, and hydroxyl; or R^{14} is absent;

R^{15} is selected from: $-C(O)NH-$, $-C(O)-$, $-C(O)O-$, C_1 - C_6 alkylene, C_3 - C_7 cycloalkylene, heteroarylene, and heterocyclylene; wherein said heterocyclylene is optionally substituted with C_1 - C_6 alkyl; or R^{15} is absent;

R^{16} is C_1 - C_6 alkylene; or R^{16} is absent; and

R^{17} is selected from: H, C_1 - C_6 alkoxy, C_1 - C_6 alkyl, C_1 - C_6 alkylamino, C_1 - C_6 alkylcarboxamide, C_2 - C_6 alkynyl, ureyl, amino, aryl, arylamino, arylcarbonyl, aryloxy, carbo- C_1 - C_6 -alkoxy, carboxamide, carboxy, cyano, C_3 - C_7 cycloalkyl, C_5 - C_{11} bicycloalkyl, C_3 - C_7 cycloalkylamino, C_2 - C_8 dialkylamino, C_2 - C_8 dialkylsulfonamide, C_1 - C_6 haloalkyl, heteroaryl, heteroaryloxy, heterobicyclyl, heterocyclyl, hydroxyl, and phosphonooxy; wherein said C_1 - C_6 alkylamino, amino, aryl, arylamino, aryloxy, C_5 - C_{11} bicycloalkyl, C_3 - C_7 cycloalkyl, C_3 - C_7 cycloalkylamino, heteroaryl, heterobicyclyl, heterocyclyl, and ureyl are each optionally substituted with one or more substituents selected from: C_1 - C_6 alkoxy, C_1 - C_6 alkoxycarbonyl, C_1 - C_6 alkyl, C_1 - C_6 alkylsulfonyl, amino, aryl, carboxy, cyano, C_3 - C_7 cycloalkyl, C_2 - C_8 dialkylamino, C_1 - C_6 haloalkoxy, C_1 - C_6 haloalkyl, halogen, heteroaryl, heterocyclyl, and hydroxyl; and

R^9 is selected from: H, C_1 - C_6 alkyl, and C_3 - C_7 cycloalkyl; or

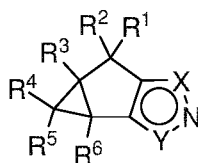
R^8 and R^9 together with the nitrogen atom to which they are both bonded form a group selected from: heterocyclyl and heterobicyclyl, each optionally substituted with one or more substituents selected from: Carbo- C_1 - C_6 -alkoxy, C_1 - C_6 alkoxy, C_1 - C_6 alkyl,

aryl, C₁-C₆ haloalkyl, halogen, heteroaryl, heteroaryloxy, heterocyclyl, and hydroxyl;
 wherein said aryl, C₁-C₆ alkyl, and heteroaryl are optionally substituted with one
 substituent selected from: C₃-C₇ cycloalkyl, C₁-C₆ alkoxy, halogen, and hydroxyl,

and one or more known pharmaceutical agents selected from: analgesic agents

5 and antidiabetic agents.

In a second aspect of the invention there is provided A composition comprising a
 compound selected from compounds of Formula **Ia** and pharmaceutically acceptable
 salts, solvates, hydrates, and *N*-oxides thereof:



Ia

10 wherein:

R¹, R², R³, R⁴, R⁵, and R⁶ are each independently selected from: H and C₁-C₆ alkyl;

X is NR⁷ and Y is CC(O)N(R⁸)R⁹; or

X is CC(O)N(R⁸)R⁹ and Y is NR⁷;

R⁷ is -R¹⁰-R¹¹-R¹²-R¹³; wherein:

15 R¹⁰ is absent;

R¹¹ is absent;

R¹² is absent; and

R¹³ is selected from: C₁-C₆ alkyl, aryl, C₃-C₇ cycloalkyl, heteroaryl, heterocyclyl, and
 hydroxyl; wherein said C₁-C₆ alkyl, aryl, and heteroaryl are each optionally substituted
 20 with one or two substituents selected from: C₁-C₆ alkoxy, C₁-C₆ alkyl, C₁-C₆ alkylamino,
 C₁-C₆ alkylsulfonyl, amino, C₃-C₇ cycloalkyl, cyano, C₂-C₈ dialkylamino, C₁-C₆ haloalkyl,
 halogen, and hydroxyl;

R⁸ is -R¹⁴-R¹⁵-R¹⁶-R¹⁷; wherein:

R¹⁴ is selected from: C₁-C₆ alkylene, C₃-C₇ cycloalkenylene, C₃-C₇ cycloalkylene,
 25 heteroarylene, and heterocyclylene; wherein said C₁-C₆ alkylene and heterocyclylene
 are each optionally substituted with one or more substituents selected from:
 C₁-C₆ alkoxy, C₁-C₆ alkyl, C₃-C₇ cycloalkyl, aryl, carboxy, heteroaryl,
 heterocyclyl, and hydroxyl; wherein said C₁-C₆ alkyl and aryl are optionally substituted

with one substituent selected from: C₁-C₆ alkoxy, aryl, halogen, heteroaryl, and hydroxyl; or R¹⁴ is absent;

R¹⁵ is selected from: -C(O)NH-, -C(O)-, -C(O)O-, C₁-C₆ alkylene, C₃-C₇ cycloalkylene, heteroarylene, and heterocyclylene; wherein said heterocyclylene is optionally substituted with C₁-C₆ alkyl; or R¹⁵ is absent;

R¹⁶ is C₁-C₆ alkylene; or R¹⁶ is absent; and

R¹⁷ is selected from: H, C₁-C₆ alkoxy, C₁-C₆ alkyl, C₁-C₆ alkylamino,

C₁-C₆ alkylcarboxamide, C₂-C₆ alkynyl, ureyl, amino, aryl, arylamino, arylcarbonyl, aryloxy, carbo-C₁-C₆-alkoxy, carboxamide, carboxy, cyano, C₃-C₇ cycloalkyl,

C₅-C₁₁ bicycloalkyl, C₃-C₇ cycloalkylamino, C₂-C₈ dialkylamino, C₂-C₈ dialkylsulfonamide, C₁-C₆ haloalkyl, heteroaryl, heteroaryloxy, heterobicycyl, heterocyclyl, hydroxyl, and phosphonooxy; wherein said C₁-C₆ alkylamino, amino, aryl, arylamino, aryloxy,

C₅-C₁₁ bicycloalkyl, C₃-C₇ cycloalkyl, C₃-C₇ cycloalkylamino, heteroaryl, heterobicycyl, heterocyclyl, and ureyl are each optionally substituted with one or more substituents

selected from: C₁-C₆ alkoxy, C₁-C₆ alkoxycarbonyl, C₁-C₆ alkyl, C₁-C₆ alkylsulfonyl, amino, aryl, carboxy, cyano, C₃-C₇ cycloalkyl, C₂-C₈ dialkylamino, C₁-C₆ haloalkoxy, C₁-C₆ haloalkyl, halogen, heteroaryl, heterocyclyl, and hydroxyl; and

R⁹ is selected from: H, C₁-C₆ alkyl, and C₃-C₇ cycloalkyl; or

R⁸ and R⁹ together with the nitrogen atom to which they are both bonded form a

group selected from: heterocyclyl and heterobicycyl, each optionally substituted with one or more substituents selected from: Carbo-C₁-C₆-alkoxy, C₁-C₆ alkoxy, C₁-C₆ alkyl, aryl, C₁-C₆ haloalkyl, halogen, heteroaryl, heteroaryloxy, heterocyclyl, and hydroxyl;

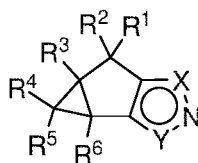
wherein said aryl, C₁-C₆ alkyl, and heteroaryl are optionally substituted with one substituent selected from: C₃-C₇ cycloalkyl, C₁-C₆ alkoxy, halogen, and hydroxyl;

one or more known pharmaceutical agents selected from: analgesic agents and antidiabetic agents; and

a pharmaceutically acceptable carrier.

In a third aspect of the invention there is provided a method for preparing a

composition comprising the step of admixing a compound selected from compounds of Formula Ia and pharmaceutically acceptable salts, solvates, hydrates, and N-oxides thereof:

**Ia**

wherein:

R^1 , R^2 , R^3 , R^4 , R^5 , and R^6 are each independently selected from: H and C_1 - C_6 alkyl;

X is NR^7 and Y is $CC(O)N(R^8)R^9$; or

5 X is $CC(O)N(R^8)R^9$ and Y is NR^7 ;

R^7 is $-R^{10}-R^{11}-R^{12}-R^{13}$; wherein:

R^{10} is absent;

R^{11} is absent;

R^{12} is absent; and

10 R^{13} is selected from: C_1 - C_6 alkyl, aryl, C_3 - C_7 cycloalkyl, heteroaryl, heterocyclyl, and hydroxyl; wherein said C_1 - C_6 alkyl, aryl, and heteroaryl are each optionally substituted with one or two substituents selected from: C_1 - C_6 alkoxy, C_1 - C_6 alkyl, C_1 - C_6 alkylamino, C_1 - C_6 alkylsulfonyl, amino, C_3 - C_7 cycloalkyl, cyano, C_2 - C_8 dialkylamino, C_1 - C_6 haloalkyl, halogen, and hydroxyl;

15 R^8 is $-R^{14}-R^{15}-R^{16}-R^{17}$; wherein:

R^{14} is selected from: C_1 - C_6 alkylene, C_3 - C_7 cycloalkenylene, C_3 - C_7 cycloalkylene, heteroarylene, and heterocyclylene; wherein said C_1 - C_6 alkylene and heterocyclylene are each optionally substituted with one or more substituents selected from:

20 C_1 - C_6 alkoxy, C_1 - C_6 alkyl, C_3 - C_7 cycloalkyl, aryl, carboxy, heteroaryl, heterocyclyl, and hydroxyl; wherein said C_1 - C_6 alkyl and aryl are optionally substituted with one substituent selected from: C_1 - C_6 alkoxy, aryl, halogen, heteroaryl, and hydroxyl; or R^{14} is absent;

R^{15} is selected from: $-C(O)NH-$, $-C(O)-$, $-C(O)O-$, C_1 - C_6 alkylene, C_3 - C_7 cycloalkylene, heteroarylene, and heterocyclylene; wherein said heterocyclylene is optionally

25 substituted with C_1 - C_6 alkyl; or R^{15} is absent;

R^{16} is C_1 - C_6 alkylene; or R^{16} is absent; and

R^{17} is selected from: H, C_1 - C_6 alkoxy, C_1 - C_6 alkyl, C_1 - C_6 alkylamino,

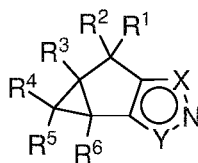
C_1 - C_6 alkylcarboxamide, C_2 - C_6 alkynyl, ureyl, amino, aryl, arylamino, arylcarbonyl,

aryloxy, carbo-C₁-C₆-alkoxy, carboxamide, carboxy, cyano, C₃-C₇ cycloalkyl, C₅-C₁₁ bicycloalkyl, C₃-C₇ cycloalkylamino, C₂-C₈ dialkylamino, C₂-C₈ dialkylsulfonamide, C₁-C₆ haloalkyl, heteroaryl, heteroaryloxy, heterobicycyl, heterocyclyl, hydroxyl, and phosphonooxy; wherein said C₁-C₆ alkylamino, amino, aryl, arylamino, aryloxy, C₅-C₁₁ bicycloalkyl, C₃-C₇ cycloalkyl, C₃-C₇ cycloalkylamino, heteroaryl, heterobicycyl, heterocyclyl, and ureyl are each optionally substituted with one or more substituents selected from: C₁-C₆ alkoxy, C₁-C₆ alkoxycarbonyl, C₁-C₆ alkyl, C₁-C₆ alkylsulfonyl, amino, aryl, carboxy, cyano, C₃-C₇ cycloalkyl, C₂-C₈ dialkylamino, C₁-C₆ haloalkoxy, C₁-C₆ haloalkyl, halogen, heteroaryl, heterocyclyl, and hydroxyl; and R⁹ is selected from: H, C₁-C₆ alkyl, and C₃-C₇ cycloalkyl; or R⁸ and R⁹ together with the nitrogen atom to which they are both bonded form a group selected from: heterocyclyl and heterobicycyl, each optionally substituted with one or more substituents selected from: Carbo-C₁-C₆-alkoxy, C₁-C₆ alkoxy, C₁-C₆ alkyl, aryl, C₁-C₆ haloalkyl, halogen, heteroaryl, heteroaryloxy, heterocyclyl, and hydroxyl; wherein said aryl, C₁-C₆ alkyl, and heteroaryl are optionally substituted with one substituent selected from: C₃-C₇ cycloalkyl, C₁-C₆ alkoxy, halogen, and hydroxyl;

and one or more known pharmaceutical agents selected from: analgesic agents and antidiabetic agents.

In a fourth aspect of the invention there is provided a composition obtained by a method of the third aspect.

In a fifth aspect of the invention there is provided a method for preparing a composition comprising the step of admixing a compound selected from compounds of Formula **Ia** and pharmaceutically acceptable salts, solvates, hydrates, and *N*-oxides thereof:



Ia

wherein:

R¹, R², R³, R⁴, R⁵, and R⁶ are each independently selected from: H and C₁-C₆ alkyl;

X is NR⁷ and Y is CC(O)N(R⁸)R⁹; or

X is CC(O)N(R⁸)R⁹ and Y is NR⁷;

R^7 is $-R^{10}-R^{11}-R^{12}-R^{13}$; wherein:

R^{10} is absent;

R^{11} is absent;

5 R^{12} is absent; and

R^{13} is selected from: C_1-C_6 alkyl, aryl, C_3-C_7 cycloalkyl, heteroaryl, heterocyclyl, and hydroxyl; wherein said C_1-C_6 alkyl, aryl, and heteroaryl are each optionally substituted with one or two substituents selected from: C_1-C_6 alkoxy, C_1-C_6 alkyl, C_1-C_6 alkylamino, C_1-C_6 alkylsulfonyl, amino, C_3-C_7 cycloalkyl, cyano, C_2-C_8 dialkylamino, C_1-C_6 haloalkyl, halogen, and hydroxyl;

10 R^8 is $-R^{14}-R^{15}-R^{16}-R^{17}$; wherein:

R^{14} is selected from: C_1-C_6 alkylene, C_3-C_7 cycloalkenylene, C_3-C_7 cycloalkylene, heteroarylene, and heterocyclylene; wherein said C_1-C_6 alkylene and heterocyclylene are each optionally substituted with one or more substituents selected from: C_1-C_6 alkoxycarbonyl, C_1-C_6 alkyl, C_3-C_7 cycloalkyl, aryl, carboxy, heteroaryl, heterocyclyl, and hydroxyl; wherein said C_1-C_6 alkyl and aryl are optionally substituted with one substituent selected from: C_1-C_6 alkoxy, aryl, halogen, heteroaryl, and hydroxyl; or R^{14} is absent;

15 R^{15} is selected from: $-C(O)NH-$, $-C(O)-$, $-C(O)O-$, C_1-C_6 alkylene, C_3-C_7 cycloalkylene, heteroarylene, and heterocyclylene; wherein said heterocyclylene is optionally substituted with C_1-C_6 alkyl; or R^{15} is absent;

20 R^{16} is C_1-C_6 alkylene; or R^{16} is absent; and

R^{17} is selected from: H, C_1-C_6 alkoxy, C_1-C_6 alkyl, C_1-C_6 alkylamino, C_1-C_6 alkylcarboxamide, C_2-C_6 alkynyl, ureyl, amino, aryl, arylamino, arylcarbonyl, aryloxy, carbo- C_1-C_6 -alkoxy, carboxamide, carboxy, cyano, C_3-C_7 cycloalkyl, C_5-C_{11} bicycloalkyl, C_3-C_7 cycloalkylamino, C_2-C_8 dialkylamino, C_2-C_8 dialkylsulfonamide, C_1-C_6 haloalkyl, heteroaryl, heteroaryloxy, heterobicyclyl, heterocyclyl, hydroxyl, and phosphonooxy; wherein said C_1-C_6 alkylamino, amino, aryl, arylamino, aryloxy, C_5-C_{11} bicycloalkyl, C_3-C_7 cycloalkyl, C_3-C_7 cycloalkylamino, heteroaryl, heterobicyclyl, heterocyclyl, and ureyl are each optionally substituted with one or more substituents selected from: C_1-C_6 alkoxy, C_1-C_6 alkoxycarbonyl, C_1-C_6 alkyl, C_1-C_6 alkylsulfonyl,

amino, aryl, carboxy, cyano, C₃-C₇ cycloalkyl, C₂-C₈ dialkylamino, C₁-C₆ haloalkoxy, C₁-C₆ haloalkyl, halogen, heteroaryl, heterocyclyl, and hydroxyl; and

R⁹ is selected from: H, C₁-C₆ alkyl, and C₃-C₇ cycloalkyl; or

R⁸ and R⁹ together with the nitrogen atom to which they are both bonded form a

group selected from: heterocyclyl and heterobicyclyl, each optionally substituted with

one or more substituents selected from: Carbo-C₁-C₆-alkoxy, C₁-C₆ alkoxy, C₁-C₆ alkyl, aryl, C₁-C₆ haloalkyl, halogen, heteroaryl, heteroaryloxy, heterocyclyl, and hydroxyl;

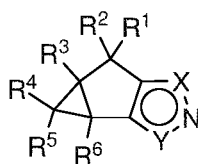
wherein said aryl, C₁-C₆ alkyl, and heteroaryl are optionally substituted with one substituent selected from: C₃-C₇ cycloalkyl, C₁-C₆ alkoxy, halogen, and hydroxyl;

one or more known pharmaceutical agents selected from: analgesic agents and antidiabetic agents; and

a pharmaceutically acceptable carrier.

In a sixth aspect of the invention there is provided a composition obtained by a method of the fifth aspect.

In a seventh aspect of the invention there is provided a compound selected from compounds of Formula **Ia** and pharmaceutically acceptable salts, solvates, hydrates, and *N*-oxides thereof:



Ia

wherein:

R¹, R², R³, R⁴, R⁵, and R⁶ are each independently selected from: H and C₁-C₆ alkyl;

X is NR⁷ and Y is CC(O)N(R⁸)R⁹; or

X is CC(O)N(R⁸)R⁹ and Y is NR⁷;

R⁷ is -R¹⁰-R¹¹-R¹²-R¹³; wherein:

R¹⁰ is absent;

R¹¹ is absent;

R¹² is absent; and

R¹³ is selected from: C₁-C₆ alkyl, aryl, C₃-C₇ cycloalkyl, heteroaryl, heterocyclyl, and hydroxyl; wherein said C₁-C₆ alkyl, aryl, and heteroaryl are each optionally substituted with one or two substituents selected from: C₁-C₆ alkoxy, C₁-C₆ alkyl, C₁-C₆ alkylamino,

C₁-C₆ alkylsulfonyl, amino, C₃-C₇ cycloalkyl, cyano, C₂-C₈ dialkylamino, C₁-C₆ haloalkyl, halogen, and hydroxyl;

R⁸ is -R¹⁴-R¹⁵-R¹⁶-R¹⁷; wherein:

R¹⁴ is selected from: C₁-C₆ alkylene, C₃-C₇ cycloalkenylene, C₃-C₇ cycloalkylene,

heteroarylene, and heterocyclylene; wherein said C₁-C₆ alkylene and heterocyclylene are each optionally substituted with one or more substituents selected from:

C₁-C₆ alkoxy, carbonyl, C₁-C₆ alkyl, C₃-C₇ cycloalkyl, aryl, carboxy, heteroaryl, heterocycl, and hydroxyl; wherein said C₁-C₆ alkyl and aryl are optionally substituted with one substituent selected from: C₁-C₆ alkoxy, aryl, halogen, heteroaryl, and hydroxyl; or R¹⁴ is absent;

R¹⁵ is selected from: -C(O)NH-, -C(O)-, -C(O)O-, C₁-C₆ alkylene, C₃-C₇ cycloalkylene, heteroarylene, and heterocyclylene; wherein said heterocyclylene is optionally substituted with C₁-C₆ alkyl; or R¹⁵ is absent;

R¹⁶ is C₁-C₆ alkylene; or R¹⁶ is absent; and

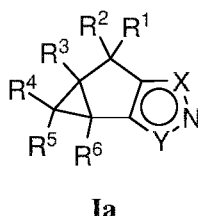
R¹⁷ is selected from: H, C₁-C₆ alkoxy, C₁-C₆ alkyl, C₁-C₆ alkylamino, C₁-C₆ alkylcarboxamide, C₂-C₆ alkynyl, ureyl, amino, aryl, arylamino, arylcarbonyl, aryloxy, carbo-C₁-C₆-alkoxy, carboxamide, carboxy, cyano, C₃-C₇ cycloalkyl, C₅-C₁₁ bicycloalkyl, C₃-C₇ cycloalkylamino, C₂-C₈ dialkylamino, C₂-C₈ dialkylsulfonamide, C₁-C₆ haloalkyl, heteroaryl, heteroaryloxy, heterobicycl, heterocycl, hydroxyl, and phosphonooxy; wherein said C₁-C₆ alkylamino, amino, aryl, arylamino, aryloxy, C₅-C₁₁ bicycloalkyl, C₃-C₇ cycloalkyl, C₃-C₇ cycloalkylamino, heteroaryl, heterobicycl, heterocycl, and ureyl are each optionally substituted with one or more substituents selected from: C₁-C₆ alkoxy, C₁-C₆ alkoxy, carbonyl, C₁-C₆ alkyl, C₁-C₆ alkylsulfonyl, amino, aryl, carboxy, cyano, C₃-C₇ cycloalkyl, C₂-C₈ dialkylamino, C₁-C₆ haloalkoxy, C₁-C₆ haloalkyl, halogen, heteroaryl, heterocycl, and hydroxyl; and

R⁹ is selected from: H, C₁-C₆ alkyl, and C₃-C₇ cycloalkyl; or

R⁸ and R⁹ together with the nitrogen atom to which they are both bonded form a group selected from: heterocycl and heterobicycl, each optionally substituted with one or more substituents selected from: Carbo-C₁-C₆-alkoxy, C₁-C₆ alkoxy, C₁-C₆ alkyl, aryl, C₁-C₆ haloalkyl, halogen, heteroaryl, heteroaryloxy, heterocycl, and hydroxyl; wherein said aryl, C₁-C₆ alkyl, and heteroaryl are optionally substituted with one substituent selected from: C₃-C₇ cycloalkyl, C₁-C₆ alkoxy, halogen, and hydroxyl;

when used in combination with one or more known pharmaceutical agents selected from: analgesic agents and antidiabetic agents.

In an eighth aspect of the invention there is provided a compound selected from compounds of Formula **Ia** and pharmaceutically acceptable salts, solvates, hydrates, and *N*-oxides thereof:



wherein:

R^1 , R^2 , R^3 , R^4 , R^5 , and R^6 are each independently selected from: H and C_1 - C_6 alkyl;

X is NR^7 and Y is $CC(O)N(R^8)R^9$; or

X is $CC(O)N(R^8)R^9$ and Y is NR^7 ;

R^7 is $-R^{10}-R^{11}-R^{12}-R^{13}$; wherein:

R^{10} is absent;

R^{11} is absent;

R^{12} is absent; and

R^{13} is selected from: C_1 - C_6 alkyl, aryl, C_3 - C_7 cycloalkyl, heteroaryl, heterocyclyl, and hydroxyl; wherein said C_1 - C_6 alkyl, aryl, and heteroaryl are each optionally substituted with one or two substituents selected from: C_1 - C_6 alkoxy, C_1 - C_6 alkyl, C_1 - C_6 alkylamino, C_1 - C_6 alkylsulfonyl, amino, C_3 - C_7 cycloalkyl, cyano, C_2 - C_8 dialkylamino, C_1 - C_6 haloalkyl, halogen, and hydroxyl;

R^8 is $-R^{14}-R^{15}-R^{16}-R^{17}$; wherein:

R^{14} is selected from: C_1 - C_6 alkylene, C_3 - C_7 cycloalkenylene, C_3 - C_7 cycloalkylene, heteroarylene, and heterocyclylene; wherein said C_1 - C_6 alkylene and heterocyclylene are each optionally substituted with one or more substituents selected from:

C_1 - C_6 alkoxycarbonyl, C_1 - C_6 alkyl, C_3 - C_7 cycloalkyl, aryl, carboxy, heteroaryl,

heterocyclyl, and hydroxyl; wherein said C_1 - C_6 alkyl and aryl are optionally substituted with one substituent selected from: C_1 - C_6 alkoxy, aryl, halogen, heteroaryl, and hydroxyl; or R^{14} is absent;

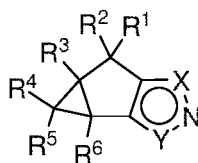
R¹⁵ is selected from: -C(O)NH-, -C(O)-, -C(O)O-, C₁-C₆ alkylene, C₃-C₇ cycloalkylene, heteroarylene, and heterocyclylene; wherein said heterocyclylene is optionally substituted with C₁-C₆ alkyl; or R¹⁵ is absent;

R¹⁶ is C₁-C₆ alkylene; or R¹⁶ is absent; and

5 R¹⁷ is selected from: H, C₁-C₆ alkoxy, C₁-C₆ alkyl, C₁-C₆ alkylamino, C₁-C₆ alkylcarboxamide, C₂-C₆ alkynyl, ureyl, amino, aryl, arylamino, arylcarbonyl, aryloxy, carbo-C₁-C₆-alkoxy, carboxamide, carboxy, cyano, C₃-C₇ cycloalkyl, C₅-C₁₁ bicycloalkyl, C₃-C₇ cycloalkylamino, C₂-C₈ dialkylamino, C₂-C₈ dialkylsulfonamide, C₁-C₆ haloalkyl, heteroaryl, heteroaryloxy, heterobicycyl, heterocyclyl, hydroxyl, and
10 phosphonooxy; wherein said C₁-C₆ alkylamino, amino, aryl, arylamino, aryloxy, C₅-C₁₁ bicycloalkyl, C₃-C₇ cycloalkyl, C₃-C₇ cycloalkylamino, heteroaryl, heterobicycyl, heterocyclyl, and ureyl are each optionally substituted with one or more substituents selected from: C₁-C₆ alkoxy, C₁-C₆ alkoxy carbonyl, C₁-C₆ alkyl, C₁-C₆ alkylsulfonyl, amino, aryl, carboxy, cyano, C₃-C₇ cycloalkyl, C₂-C₈ dialkylamino, C₁-C₆ haloalkoxy,
15 C₁-C₆ haloalkyl, halogen, heteroaryl, heterocyclyl, and hydroxyl; and
R⁹ is selected from: H, C₁-C₆ alkyl, and C₃-C₇ cycloalkyl; or
R⁸ and R⁹ together with the nitrogen atom to which they are both bonded form a group selected from: heterocyclyl and heterobicycyl, each optionally substituted with one or more substituents selected from: Carbo-C₁-C₆-alkoxy, C₁-C₆ alkoxy, C₁-C₆ alkyl,
20 aryl, C₁-C₆ haloalkyl, halogen, heteroaryl, heteroaryloxy, heterocyclyl, and hydroxyl; wherein said aryl, C₁-C₆ alkyl, and heteroaryl are optionally substituted with one substituent selected from: C₃-C₇ cycloalkyl, C₁-C₆ alkoxy, halogen, and hydroxyl;

when used in a method for the treatment of pain in an individual in need thereof, comprising administering to said individual said compound and one or more known
25 pharmaceutical agents selected from: analgesic agents, antidiabetic agents, osteoarthritis agents, and anticancer agents.

In a ninth aspect of the invention there is provided a pharmaceutical product selected from: a pharmaceutical composition, a formulation, a dosage form, a combined preparation, a twin pack, and a kit; comprising a compound selected from compounds
30 of Formula Ia and pharmaceutically acceptable salts, solvates, hydrates, and *N*-oxides thereof:

**Ia**

wherein:

R^1 , R^2 , R^3 , R^4 , R^5 , and R^6 are each independently selected from: H and C_1 - C_6 alkyl;

X is NR^7 and Y is $CC(O)N(R^8)R^9$; or

5 X is $CC(O)N(R^8)R^9$ and Y is NR^7 ;

R^7 is $-R^{10}-R^{11}-R^{12}-R^{13}$; wherein:

R^{10} is absent;

R^{11} is absent;

R^{12} is absent; and

10 R^{13} is selected from: C_1 - C_6 alkyl, aryl, C_3 - C_7 cycloalkyl, heteroaryl, heterocyclyl, and hydroxyl; wherein said C_1 - C_6 alkyl, aryl, and heteroaryl are each optionally substituted with one or two substituents selected from: C_1 - C_6 alkoxy, C_1 - C_6 alkyl, C_1 - C_6 alkylamino, C_1 - C_6 alkylsulfonyl, amino, C_3 - C_7 cycloalkyl, cyano, C_2 - C_8 dialkylamino, C_1 - C_6 haloalkyl, halogen, and hydroxyl;

15 R^8 is $-R^{14}-R^{15}-R^{16}-R^{17}$; wherein:

R^{14} is selected from: C_1 - C_6 alkylene, C_3 - C_7 cycloalkenylene, C_3 - C_7 cycloalkylene, heteroarylene, and heterocyclylene; wherein said C_1 - C_6 alkylene and heterocyclylene are each optionally substituted with one or more substituents selected from:

20 C_1 - C_6 alkoxy, C_1 - C_6 alkyl, C_3 - C_7 cycloalkyl, aryl, carboxy, heteroaryl, heterocyclyl, and hydroxyl; wherein said C_1 - C_6 alkyl and aryl are optionally substituted with one substituent selected from: C_1 - C_6 alkoxy, aryl, halogen, heteroaryl, and hydroxyl; or R^{14} is absent;

R^{15} is selected from: $-C(O)NH-$, $-C(O)-$, $-C(O)O-$, C_1 - C_6 alkylene, C_3 - C_7 cycloalkylene, heteroarylene, and heterocyclylene; wherein said heterocyclylene is optionally

25 substituted with C_1 - C_6 alkyl; or R^{15} is absent;

R^{16} is C_1 - C_6 alkylene; or R^{16} is absent; and

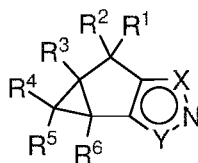
R^{17} is selected from: H, C_1 - C_6 alkoxy, C_1 - C_6 alkyl, C_1 - C_6 alkylamino,

C_1 - C_6 alkylcarboxamide, C_2 - C_6 alkynyl, ureyl, amino, aryl, arylamino, arylcarbonyl,

aryloxy, carbo-C₁-C₆-alkoxy, carboxamide, carboxy, cyano, C₃-C₇ cycloalkyl, C₅-C₁₁ bicycloalkyl, C₃-C₇ cycloalkylamino, C₂-C₈ dialkylamino, C₂-C₈ dialkylsulfonamide, C₁-C₆ haloalkyl, heteroaryl, heteroaryloxy, heterobicycyl, heterocyclyl, hydroxyl, and phosphonooxy; wherein said C₁-C₆ alkylamino, amino, aryl, arylamino, aryloxy, C₅-C₁₁ bicycloalkyl, C₃-C₇ cycloalkyl, C₃-C₇ cycloalkylamino, heteroaryl, heterobicycyl, heterocyclyl, and ureyl are each optionally substituted with one or more substituents selected from: C₁-C₆ alkoxy, C₁-C₆ alkoxy carbonyl, C₁-C₆ alkyl, C₁-C₆ alkylsulfonyl, amino, aryl, carboxy, cyano, C₃-C₇ cycloalkyl, C₂-C₈ dialkylamino, C₁-C₆ haloalkoxy, C₁-C₆ haloalkyl, halogen, heteroaryl, heterocyclyl, and hydroxyl; and R⁹ is selected from: H, C₁-C₆ alkyl, and C₃-C₇ cycloalkyl; or R⁸ and R⁹ together with the nitrogen atom to which they are both bonded form a group selected from: heterocyclyl and heterobicycyl, each optionally substituted with one or more substituents selected from: Carbo-C₁-C₆-alkoxy, C₁-C₆ alkoxy, C₁-C₆ alkyl, aryl, C₁-C₆ haloalkyl, halogen, heteroaryl, heteroaryloxy, heterocyclyl, and hydroxyl; wherein said aryl, C₁-C₆ alkyl, and heteroaryl are optionally substituted with one substituent selected from: C₃-C₇ cycloalkyl, C₁-C₆ alkoxy, halogen, and hydroxyl;

and one or more known pharmaceutical agents selected from: analgesic agents, antidiabetic agents, osteoarthritis agents, and anticancer agents; when used for treating pain in an individual.

Disclosed herein is a composition comprising a compound of Formula Ia or a pharmaceutically acceptable salt, solvate, hydrate, and/or *N*-oxide thereof:



Ia

wherein:

R¹, R², R³, R⁴, R⁵, and R⁶ are each independently selected from: H and C₁-C₆ alkyl;

X is NR⁷ and Y is CC(O)N(R⁸)R⁹; or

X is CC(O)N(R⁸)R⁹ and Y is NR⁷;

R⁷ is -R¹⁰-R¹¹-R¹²-R¹³; wherein:

R¹⁰ is selected from: C₁-C₆ alkylene, heteroarylene, and heterocyclylene; or R¹⁰ is

absent;

R^{11} is selected from: $-C(O)NH-$ and C_1-C_6 alkylene; or R^{11} is absent;

R^{12} is C_1-C_6 alkylene; or R^{12} is absent; and

R^{13} is selected from: C_1-C_6 alkyl, aryl, C_3-C_7 cycloalkyl, heteroaryl, heterocyclyl, and hydroxyl; wherein said C_1-C_6 alkyl, aryl, and heteroaryl are each optionally substituted with one or two substituents selected from: C_1-C_6 alkoxy, C_1-C_6 alkyl, C_1-C_6 alkylamino, C_1-C_6 alkylsulfonyl, amino, C_3-C_7 cycloalkyl, cyano, C_2-C_8 dialkylamino, C_1-C_6 haloalkyl, halogen, and hydroxyl;

R^8 is $-R^{14}-R^{15}-R^{16}-R^{17}$; wherein:

R^{14} is selected from: C_1-C_6 alkylene, C_3-C_7 cycloalkenylene, C_3-C_7 cycloalkylene, heteroarylene, and heterocyclylene; wherein said C_1-C_6 alkylene and heterocyclylene are each optionally substituted with one or more substituents selected from: C_1-C_6 alkoxycarbonyl, C_1-C_6 alkyl, C_3-C_7 cycloalkyl, aryl, carboxy, heteroaryl, heterocyclyl, and hydroxyl; wherein said C_1-C_6 alkyl and aryl are optionally substituted with one substituent selected from: C_1-C_6 alkoxy, aryl, halogen, heteroaryl, and hydroxyl; or R^{14} is absent;

R^{15} is selected from: $-C(O)NH-$, $-C(O)-$, $-C(O)O-$, C_1-C_6 alkylene, C_3-C_7 cycloalkylene, heteroarylene, and heterocyclylene; wherein said heterocyclylene is optionally substituted with C_1-C_6 alkyl; or R^{15} is absent;

R^{16} is C_1-C_6 alkylene; or R^{16} is absent; and

R^{17} is selected from: H, C_1-C_6 alkoxy, C_1-C_6 alkyl, C_1-C_6 alkylamino, C_1-C_6 alkylcarboxamide, C_2-C_6 alkynyl, ureyl, amino, aryl, arylamino, arylcarbonyl, aryloxy, carbo- C_1-C_6 -alkoxy, carboxamide, carboxy, cyano, C_3-C_7 cycloalkyl, C_5-C_{11} bicycloalkyl, C_3-C_7 cycloalkylamino, C_2-C_8 dialkylamino, C_2-C_8 dialkylsulfonamide, C_1-C_6 haloalkyl, heteroaryl, heteroaryloxy, heterobicyclyl, heterocyclyl, hydroxyl, and phosphonooxy; wherein said C_1-C_6 alkylamino, amino, aryl, arylamino, aryloxy, C_5-C_{11} bicycloalkyl, C_3-C_7 cycloalkyl, C_3-C_7 cycloalkylamino, heteroaryl, heterobicyclyl, heterocyclyl, and ureyl are each optionally substituted with one or more substituents selected from: C_1-C_6 alkoxy, C_1-C_6 alkoxycarbonyl, C_1-C_6 alkyl, C_1-C_6 alkylsulfonyl, amino, aryl, carboxy, cyano, C_3-C_7 cycloalkyl, C_2-C_8 dialkylamino, C_1-C_6 haloalkoxy, C_1-C_6 haloalkyl, halogen, heteroaryl, heterocyclyl, and hydroxyl; and

R^9 is selected from H, C_1-C_6 alkyl, and C_3-C_7 cycloalkyl; or

R^8 and R^9 together with the nitrogen atom to which they are both bonded form a group selected from: heterocyclyl and heterobicyclyl, each optionally substituted with one or more substituents selected from: Carbo- C_1-C_6 -alkoxy, C_1-C_6 alkoxy, C_1-C_6 alkyl, aryl, carbo- C_1-C_6 -alkoxy, C_1-C_6 haloalkyl, halogen, heteroaryl, heteroaryloxy, heterocyclyl, and hydroxyl; wherein said aryl, C_1-C_6 alkyl, and heteroaryl are optionally substituted with one substituent selected from: C_3-C_7 cycloalkyl, C_1-C_6 alkoxy, halogen, and hydroxyl,

and one or more known pharmaceutical agents selected from analgesic agents and antidiabetic agents.

Also disclosed herein is a composition comprising a compound of Formula Ia or a pharmaceutically acceptable salt, solvate, hydrate, and/or *N*-oxide thereof, one or more
5 known pharmaceutical agents selected from analgesic agents and antidiabetic agents, and a pharmaceutically acceptable carrier.

Also disclosed herein is a method for preparing a composition comprising the step of admixing a compound of Formula Ia or a pharmaceutically acceptable salt, solvate, hydrate, and/or *N*-oxide thereof, and one or more known pharmaceutical agents selected from
10 analgesic agents and antidiabetic agents.

Also disclosed herein is a method for preparing a composition comprising the step of admixing a compound of Formula Ia or a pharmaceutically acceptable salt, solvate, hydrate, and/or *N*-oxide thereof, one or more known pharmaceutical agents selected from analgesic agents and antidiabetic agents, and a pharmaceutically acceptable carrier.

15 Also disclosed herein is a composition obtained by any of the methods described herein.

Also disclosed herein is a method for the treatment of pain in an individual in need thereof, comprising administering to said individual, a therapeutically effective amount of a compound of Formula Ia or a pharmaceutically acceptable salt, solvate, hydrate, and/or *N*-
20 oxide thereof, and one or more known pharmaceutical agents selected from analgesic agents, antidiabetic agents, osteoarthritis agents, and anticancer agents.

Also disclosed herein is a method for the treatment of pain in an individual in need thereof, comprising prescribing to said individual, a therapeutically effective amount of a compound of Formula Ia or a pharmaceutically acceptable salt, solvate, hydrate, and/or *N*-
25 oxide thereof, and one or more known pharmaceutical agents selected from analgesic agents, antidiabetic agents, osteoarthritis agents, and anticancer agents.

Also disclosed herein is a method for the management of pain in an individual in need thereof, comprising administering to said individual, a therapeutically effective amount of a compound of Formula Ia or a pharmaceutically acceptable salt, solvate, hydrate, and/or *N*-
30 oxide thereof, and one or more known pharmaceutical agents selected from analgesic agents, antidiabetic agents, osteoarthritis agents, and anticancer agents.

Also disclosed herein is a method for the management of pain in an individual in need thereof, comprising prescribing to said individual, a therapeutically effective amount of a compound of Formula Ia or a pharmaceutically acceptable salt, solvate, hydrate,

and/or *N*-oxide thereof, and one or more known pharmaceutical agents selected from analgesic agents, antidiabetic agents, osteoarthritis agents, and anticancer agents.

Also disclosed herein is a compound of Formula Ia, or a pharmaceutically acceptable salt, solvate, hydrate, and/or *N*-oxide thereof, for use in combination with and one or more
5 known pharmaceutical agents selected from analgesic agents and antidiabetic agents.

Also disclosed herein is a compound of Formula Ia, or a pharmaceutically acceptable salt, solvate, hydrate, and/or *N*-oxide thereof, for use in a method for the treatment of pain in an individual in need thereof, comprising administering to said individual said compound and one or more known pharmaceutical agents selected from analgesic agents, antidiabetic
10 agents, osteoarthritis agents, and anticancer agents.

Also disclosed herein is a compound of Formula Ia, or a pharmaceutically acceptable salt, solvate, hydrate, and/or *N*-oxide thereof, for use in a method for the treatment of pain in an individual in need thereof, comprising prescribing to said individual said compound and one or more known pharmaceutical agents selected from analgesic agents, antidiabetic
15 agents, osteoarthritis agents, and anticancer agents.

Also disclosed herein is a compound of Formula Ia, or a pharmaceutically acceptable salt, solvate, hydrate, and/or *N*-oxide thereof, for use in a method for the management of pain in an individual in need thereof, comprising administering to said individual said compound and one or more known pharmaceutical agents selected from analgesic agents, antidiabetic
20 agents, osteoarthritis agents, and anticancer agents.

Also disclosed herein is a compound of Formula Ia, or a pharmaceutically acceptable salt, solvate, hydrate, and/or *N*-oxide thereof, for use in a method for the management of pain in an individual in need thereof, comprising prescribing to said individual said compound and one or more known pharmaceutical agents selected from analgesic agents, antidiabetic
25 agents, osteoarthritis agents, and anticancer agents.

Also disclosed herein is one or more known pharmaceutical agents selected from analgesic agents and antidiabetic agents for use in combination with a compound of Formula Ia, or a pharmaceutically acceptable salt, solvate, hydrate, and/or *N*-oxide thereof.

Also disclosed herein is one or more known pharmaceutical agents selected from
30 analgesic agents, antidiabetic agents, osteoarthritis agents, and anticancer agents for use in a method for the treatment of pain in an individual in need thereof, said method comprises administering to said individual one or more known pharmaceutical agents selected from analgesic agents, antidiabetic agents, osteoarthritis agents, and anticancer agents and a compound of Formula Ia, or a pharmaceutically acceptable salt, solvate, hydrate, and/or *N*-
35 oxide thereof.

Also disclosed herein is one or more known pharmaceutical agents selected from analgesic agents, antidiabetic agents, osteoarthritis agents, and anticancer agents for use in a method for the treatment of pain in an individual in need thereof, said method comprises prescribing to said individual one or more known pharmaceutical agents selected from
5 analgesic agents, antidiabetic agents, osteoarthritis agents, and anticancer agents and a compound of Formula Ia, or a pharmaceutically acceptable salt, solvate, hydrate, and/or *N*-oxide thereof.

Also disclosed herein is one or more known pharmaceutical agents selected from analgesic agents, antidiabetic agents, osteoarthritis agents, and anticancer agents for use in a
10 method for the management of pain in an individual in need thereof, said method comprises administering to said individual one or more known pharmaceutical agents selected from analgesic agents, antidiabetic agents, osteoarthritis agents, and anticancer agents and a compound of Formula Ia, or a pharmaceutically acceptable salt, solvate, hydrate, and/or *N*-oxide thereof.

Also disclosed herein is one or more known pharmaceutical agents selected from analgesic agents, antidiabetic agents, osteoarthritis agents, and anticancer agents for use in a method for the management of pain in an individual in need thereof, said method comprises administering to said individual one or more known pharmaceutical agents selected from
15 analgesic agents, antidiabetic agents, osteoarthritis agents, and anticancer agents and a compound of Formula Ia, or a pharmaceutically acceptable salt, solvate, hydrate, and/or *N*-oxide thereof.
20

Also disclosed herein is a pharmaceutical product selected from: a pharmaceutical composition, a formulation, a dosage form, a combined preparation, a twin pack, and a kit; comprising a compound of Formula Ia, or a pharmaceutically acceptable salt, solvate, hydrate,
25 and/or *N*-oxide thereof, and one or more known pharmaceutical agents selected from analgesic agents, antidiabetic agents, osteoarthritis agents, and anticancer agents; for treating pain in an individual.

Also disclosed herein is a pharmaceutical product selected from: a pharmaceutical composition, a formulation, a dosage form, a combined preparation, a twin pack, and a kit; comprising a compound of Formula Ia, or a pharmaceutically acceptable salt, solvate, hydrate,
30 and/or *N*-oxide thereof, and one or more known pharmaceutical agents selected from analgesic agents, antidiabetic agents, osteoarthritis agents, and anticancer agents; for managing pain in an individual.

Also disclosed herein is the use of a compound of Formula Ia, or a pharmaceutically acceptable salt, solvate, hydrate, and/or *N*-oxide thereof, and one or more known
35 pharmaceutical agents selected from analgesic agents, antidiabetic agents,

osteoarthritis agents, and anticancer agents in the manufacture of a medicament for treating pain in an individual.

Also disclosed herein is the use of a compound of Formula Ia, or a pharmaceutically acceptable salt, solvate, hydrate, and/or *N*-oxide thereof, and one or more known
5 pharmaceutical agents selected from analgesic agents, antidiabetic agents, osteoarthritis agents, and anticancer agents in the manufacture of a medicament for managing pain in an individual.

These and other aspects of the invention disclosed herein will be set forth in greater detail as the patent disclosure proceeds.

10

BRIEF DESCRIPTION OF THE DRAWINGS

Figure 1 shows the effect of Compound 493 in the FCA-induced hyperalgesia model of inflammatory pain in rats at 1 h post dosing. See Example 7.

Figure 2 shows the effect of Compound 493 in the monosodium iodoacetate (MIA) model of osteoarthritis in rats at 1 h post dosing. See Example 5.

15 Figure 3 shows the effect of 10 mg/kg of Compound 493 on paclitaxel-induced allodynia in rats. See Example 8.

Figure 4 shows the effect of Compound **493** on the skin incision model of post-operative pain in rats. See Example 6.

Figure 5 shows a general synthesis of compounds described herein wherein X is $\text{CC}(\text{O})\text{N}(\text{R}^8)\text{R}^9$ and Y is NR^7 . First, a 2-(but-3-enyl)oxirane derivative is cyclized by treatment with a base. The resulting bicyclic alcohol is oxidized to the ketone and reacted with a dialkyl oxalate derivative in the presence of a base. The pyrazole ring is then formed by reaction with a substituted hydrazine and the resulting ester is hydrolyzed and coupled with an amine to form compounds described herein.

Figure 6 shows a general synthesis of compounds described herein in which R^7 is a 4-oxy-pyrazin-2-yl group.

Figure 7 shows a general synthesis of compounds described herein similar to the one shown in **Figure 5** except the group R^7 is introduced subsequent to the formation of a tri-substituted pyrazole.

Figure 8 shows a general synthesis of compounds described herein in which R^7 is either a 5-substituted-pyridin-2-yl group or a 5-substituted-pyrazin-2-yl group.

Figure 9 shows a general synthesis of compounds described herein in which R^7 is a 4-substituted-pyridin-2-yl group.

Figure 10 shows a general synthesis of compounds described herein wherein X is NR^7 and Y is $\text{CC}(\text{O})\text{N}(\text{R}^8)\text{R}^9$. First, a bicyclo[3.1.0]hexan-3-ol derivative is oxidized and the resulting ketone is reacted with a dialkyl oxalate derivative in the presence of a base. The pyrazole ring is then formed by reaction with a substituted hydrazine and the resulting ester is hydrolyzed and coupled with an amine to form compounds described herein.

Figure 11 shows a differential scanning calorimetry (DSC) thermogram for a sample containing a crystalline form of Compound **699** CH_2Cl_2 solvate and a thermogravimetric analysis (TGA) thermogram of a sample containing a crystalline form of Compound **699** CH_2Cl_2 solvate.

Figure 12 shows an overlay of a powder X-ray diffraction pattern (PXRD) for a sample containing a crystalline form of Compound **699** CH_2Cl_2 solvate obtained from recrystallization using CH_2Cl_2 /hexane (Top Trace) and a powder X-ray diffraction pattern (PXRD) for a sample containing a crystalline form of Compound **699** CH_2Cl_2 solvate obtained by slurrying non-solvated Compound **699** in CH_2Cl_2 (Bottom Trace). The PXRD showed the crystalline solvate obtained from the CH_2Cl_2 slurry is substantially indistinguishable from the crystalline solvate resulting from recrystallized from CH_2Cl_2 /hexane.

Figure 13 shows the effect of Compound **699** (10 mpk) compared to vehicle (methyl cellulose) in the STZ-induced PDPN Model. See Example 12.

Figure 14 shows the effect of Compound **919** (10 mpk) compared to vehicle (methyl cellulose) in the STZ-induced PDPN Model. See Example 12.

Figure 15 shows the effect of Compound **699** (1 mpk) and morphine (1 mpk) in relieving osteoarthritis pain. See Example 13.

Figure 16 shows a powder X-ray diffraction pattern (PXRD) for a sample containing an anhydrous crystalline form of Compound **699**.

5 **Figure 17** shows a differential scanning calorimetry (DSC) thermogram for a sample containing an anhydrous crystalline form of Compound **699** and a thermogravimetric analysis (TGA) thermogram of a sample containing an anhydrous crystalline form of Compound **699**.

Figure 18 shows an adsorption and desorption isotherm, Dyanmic Moisture Sorption (DMS), for a sample containing anhydrous crystalline form of Compound **699**.

10 For clarity and consistency, the following definitions will be used throughout this patent document.

The term “acute pain” is intended to mean pain from a specific cause (such as injury, infection, inflammation, etc.) that has lasted for a limited period of time (as opposed to chronic pain).

15 The term “chronic pain” is intended to mean pain that persists or recurs for greater than about 3 monthes and/or persists for greater than 1 month after resolution of an acute tissue injury, or accompanies a nonhealing lesion. Causes include chronic disorders (eg, cancer, arthritis, diabetes) and injuries (eg, herniated disk, torn ligament), and many primary pain disorders (eg, neuropathic pain, fibromyalgia, chronic headache).

20 The term "inflammatory pain" is intended to describe the subset of acute and chronic pain that results from inflammatory processes, such as may arise in the case of infections, arthritis and neoplasia or tumor related hypertrophy. Tumor or cancer associated pain is, therefore, considered to fall within the category of inflammatory pain. Examples of conditions associated with inflammatory pain include rheumatoid arthritis, osteo-arthritis, psoriatic
25 arthropathy, arthritis associated with other inflammatory and autoimmune conditions, degenerative conditions such as back strain and mechanical back pain or disc disease, post operative pain, pain from an injury such as a soft tissue bruise or strained ligament or broken bone, abscess or cellulitis, fibrositis or myositis.

30 The term “analgesic agent” is intended to mean any biomolecule, drug or active agent that alleviates or prevents pain.

The term “co-analgesic agent” is intended to mean a drug that typically addresses indications other than pain relief, but possesses analgesic action for certain painful conditions.

35 The term “agonist” is intended to mean a moiety that interacts with and activates a G-protein-coupled receptor, for instance a cannabinoid receptor, and can thereby initiate a physiological or pharmacological response characteristic of that receptor. For example, an agonist may activate an intracellular response upon binding to a receptor, or enhance GTP binding to a membrane.

The term “antagonist” is intended to mean a moiety that competitively binds to the receptor at the same site as an agonist (for example, the endogenous ligand), but which does not activate the intracellular response initiated by the active form of the receptor and can thereby inhibit the intracellular responses by an agonist or partial agonist. An antagonist does not
5 diminish the baseline intracellular response in the absence of an agonist or partial agonist.

The term “hydrate” as used herein means a compound described herein or a salt thereof, that further includes a stoichiometric or non-stoichiometric amount of water bound by non-covalent intermolecular forces.

The term “solvate” as used herein means a compound described herein or a salt, thereof,
10 that further includes a stoichiometric or non-stoichiometric amount of a solvent bound by non-covalent intermolecular forces. In some embodiments, the solvents are volatile, non-toxic, and/or acceptable for administration to humans in trace amounts.

The term “in need of treatment” and the term “in need thereof” when referring to treatment are used interchangeably to mean a judgment made by a caregiver (*e.g.* physician,
15 nurse, nurse practitioner, *etc.* in the case of humans; veterinarian in the case of animals, including non-human mammals) that an individual or animal requires or will benefit from treatment. This judgment is made based on a variety of factors that are in the realm of a caregiver’s expertise, but that includes the knowledge that the individual or animal is ill, or will become ill, as the result of a disease, condition or disorder that is treatable by the compounds
20 described herein. Accordingly, the compounds described herein can be used in a protective or preventive manner; or compounds described herein can be used to alleviate, inhibit or ameliorate the disease, condition or disorder.

The term “individual” is intended to mean any animal, including mammals, such as mice, rats, other rodents, rabbits, dogs, cats, swine, cattle, sheep, horses, or primates, and in
25 some embodiments, humans.

The term “inverse agonist” is intended to mean a moiety that binds to the endogenous form of the receptor or to the constitutively activated form of the receptor and which inhibits the baseline intracellular response initiated by the active form of the receptor below the normal base level of activity which is observed in the absence of an agonist or partial agonist, or decreases
30 GTP binding to a membrane. In some embodiments, the baseline intracellular response is inhibited in the presence of the inverse agonist by at least 30%, such as by at least 50% and for example, by at least 75%, as compared with the baseline response in the absence of the inverse agonist.

The term “modulate or modulating” is intended to mean an increase or decrease in the
35 amount, quality, response or effect of a particular activity, function or molecule.

The term “pharmaceutical composition” is intended to mean a composition comprising at least one active ingredient; including but not limited to, salts, solvates, and hydrates of

compounds described herein, whereby the composition is amenable to investigation for a specified, efficacious outcome in a mammal (for example, without limitation, a human). Those of ordinary skill in the art will understand and appreciate the techniques appropriate for determining whether an active ingredient has a desired efficacious outcome based upon the needs of the artisan.

The term “therapeutically effective amount” is intended to mean the amount of active compound or pharmaceutical agent that elicits the biological or medicinal response in a tissue, system, animal, individual or human that is being sought by a researcher, veterinarian, medical doctor or other clinician or caregiver or by an individual, which includes one or more of the following:

(1) Preventing the disease, for example, preventing a disease, condition or disorder in an individual that may be predisposed to the disease, condition or disorder but does not yet experience or display the pathology or symptomatology of the disease;

(2) Inhibiting the disease, for example, inhibiting a disease, condition or disorder in an individual that is experiencing or displaying the pathology or symptomatology of the disease, condition or disorder (i.e., arresting further development of the pathology and/or symptomatology); and

(3) Ameliorating the disease, for example, ameliorating a disease, condition or disorder in an individual that is experiencing or displaying the pathology or symptomatology of the disease, condition or disorder (i.e., reversing the pathology and/or symptomatology).

The term “C₁-C₄ acyl” is intended to mean a radical comprising a C₁-C₄ alkyl group attached to the carbon of a carbonyl group, wherein C₁-C₄ alkyl has the same definition as found herein. Examples include, but are not limited to acetyl, propionyl, butyryl, isobutyryl, pivaloyl, and the like.

The term “amino” is intended to mean the group -NH₂.

The term “aryl” is intended to mean a ring system containing 6 to 10 carbon atoms, that may contain a single ring or two fused rings, and wherein at least one ring is aromatic. Examples include phenyl, indanyl, and naphthyl.

The term “arylamino” is intended to mean a radical comprising an aryl group, attached to a nitrogen, wherein aryl has the same definition as found herein. Examples include, but are not limited to, phenylamino and naphthylamino.

The term “arylcarbonyl” is intended to mean a radical comprising an aryl group, attached to the carbon atom of a carbonyl group, wherein aryl has the same definition as found herein. Examples include, but are not limited to, benzoyl and naphthylcarbonyl.

The term “aryloxy” is intended to mean a radical comprising an aryl group, attached to an oxygen, wherein aryl has the same definition as found herein. Examples include, but are not limited to, phenoxy and naphthyloxy.

The term “C₁-C₆ alkoxy” is intended to mean a radical comprising a C₁-C₆ alkyl group attached directly to an oxygen atom, wherein C₁-C₆ alkyl has the same definition as found herein. Some embodiments contain 1 to 5 carbons. Some embodiments contain 1 to 4 carbons. Some embodiments contain 1 to 3 carbons. Some embodiments contain 1 or 2 carbons.

- 5 Examples include, but are not limited to methoxy, ethoxy, *n*-propoxy, isopropoxy, *n*-butoxy, *t*-butoxy, isobutoxy, *s*-butoxy, and the like.

The term “C₁-C₆ alkoxy carbonyl” is intended to mean a radical comprising a single C₁-C₆ alkoxy group attached to the carbon of a carbonyl group, wherein C₁-C₆ alkoxy has the same definition as found herein. The alkoxy carbonyl group may be represented by the following:

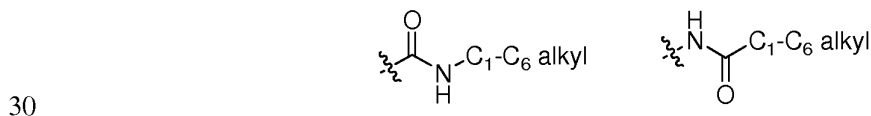


- The term “C₁-C₆ alkyl” is intended to mean a straight or branched carbon radical containing 1 to 6 carbons. Some embodiments contain 1 to 5 carbons. Some embodiments contain 1 to 4 carbons. Some embodiments contain 1 to 3 carbons. Some embodiments contain 1 or 2 carbons. Examples of an alkyl group include, but are not limited to, methyl, ethyl, *n*-propyl, isopropyl, *n*-butyl, *s*-butyl, isobutyl, *t*-butyl, pentyl, isopentyl, *t*-pentyl, neopentyl, 1-methylbutyl [i.e., -CH(CH₃)CH₂CH₂CH₃], 2-methylbutyl [i.e., -CH₂CH(CH₃)CH₂CH₃], *n*-hexyl, and the like.
- 15

- The term “C₁-C₄ alkyl ” is intended to mean a straight or branched carbon radical containing 1 to 4 carbons. Some embodiments contain 1 to 3 carbons. Some embodiments contain 1 or 2 carbons. Examples of an alkyl group include, but are not limited to, methyl, ethyl, *n*-propyl, isopropyl, *n*-butyl, *s*-butyl, isobutyl, *t*-butyl, and the like.
- 20

- The term “C₁-C₆ alkylamino” is intended to mean a radical comprising one C₁-C₆ alkyl group attached to an NH group, wherein C₁-C₆ alkyl has the same meaning as described herein. Some examples include, but are not limited to, methylamino, ethylamino, *n*-propylamino, isopropylamino, *n*-butylamino, *s*-butylamino, isobutylamino, *t*-butylamino, and the like. Some embodiments are “C₁-C₂ alkylamino.”
- 25

The term “C₁-C₆ alkylcarboxamide” is intended to mean a single C₁-C₆ alkyl group attached to either the carbon or the nitrogen of an amide group, wherein C₁-C₆ alkyl has the same definition as found herein. The C₁-C₆ alkylcarboxamido group may be represented by the following:



Examples include, but are not limited to, *N*-methylcarboxamide, *N*-ethylcarboxamide, *N*-*n*-propylcarboxamide, *N*-isopropylcarboxamide, *N*-*n*-butylcarboxamide, *N*-*s*-butylcarboxamide, *N*-isobutylcarboxamide, *N*-*t*-butylcarboxamide, and the like.

The term "C₁-C₆ alkylene" is intended to mean a straight or branched, saturated aliphatic, divalent radical having 1 to 6 carbon atoms. Some embodiments contain 1 to 5 carbons. Some embodiments contain 1 to 4 carbons. Some embodiments contain 1 to 3 carbons. Some embodiments contain 1 or 2 carbons. Examples include, but are not limited to, methylene, ethylene, *n*-propylene, isopropylene, *n*-butylene, *s*-butylene, isobutylene, *t*-butylene, pentylene, isopentylene, *t*-pentylene, neopentylene, 1-methylbutylene [i.e., -CH(CH₃)CH₂CH₂CH₃], 2-methylbutylene [i.e., -CH₂CH(CH₃)CH₂CH₃], *n*-hexylene, and the like.

The term "C₁-C₆ alkylsulfonyl" is intended to mean a radical comprising a C₁-C₆ alkyl group attached to the sulfur of a sulfonyl group, wherein the C₁-C₆ alkyl radical has the same definition as described herein. Examples include, but are not limited to, methylsulfonyl, ethylsulfonyl, *n*-propylsulfonyl, isopropylsulfonyl, *n*-butylsulfonyl, *s*-butylsulfonyl, isobutylsulfonyl, *t*-butylsulfonyl, and the like.

The term "C₅-C₁₁ bicycloalkyl" is intended to mean a radical comprising two fused or bridged, saturated rings containing 5 to 11 ring carbon atoms. Examples of a bicycloalkyl group include, but are not limited to, bicyclo[3.1.1]heptyl, bicyclo[2.2.1]heptyl, and the like.

The term "C₃-C₇ cycloalkenylene" is intended to mean is intended to mean a mono unsaturated ring di-radical containing 3 to 7 carbons. Some embodiments contain 3 to 6 carbons. Some embodiments contain 3 to 5 carbons. Some embodiments contain 5 to 7 carbons. Some embodiments contain 3 to 4 carbons. Examples include cyclopropenediyl, cyclobutenediyl, cyclopentenediyl, cyclohexenediyl, cycloheptenediyl, and the like.

The term "C₃-C₇ cycloalkyl" is intended to mean a saturated ring radical containing 3 to 7 carbons. Some embodiments contain 3 to 6 carbons. Some embodiments contain 3 to 5 carbons. Some embodiments contain 5 to 7 carbons. Some embodiments contain 3 to 4 carbons. Examples include cyclopropyl, cyclobutyl, cyclopentyl, cyclohexyl, cycloheptyl, and the like.

The term "C₃-C₇ cycloalkylamino" is intended to mean a radical comprising a C₃-C₇ cycloalkyl attached the nitrogen of an amino group, wherein C₃-C₇ cycloalkyl has the same definition as found herein. Examples include, but are not limited to, cyclopropylamino, cyclobutylamino, cyclopentylamino, cyclohexylamino, and the like.

The term "C₃-C₇ cycloalkylene" is intended to mean a saturated ring di-radical containing 3 to 7 carbons. Some embodiments contain 3 to 6 carbons. Some embodiments contain 3 to 5 carbons. Some embodiments contain 5 to 7 carbons. Some embodiments contain 3 to 4 carbons. Examples include cyclopropanediyl, cyclobutanediyl, cyclopentenediyl, cyclohexanediyl, cycloheptanediyl, and the like. In some embodiments C₃-C₇ cycloalkylene is selected from: 1,1-cyclopropanediyl, 1,1-cyclobutanediyl, 1,1-cyclopentenediyl, 1,1-cyclohexanediyl, 1,1-cycloheptanediyl, and the like. In some embodiments C₃-C₇ cycloalkylene is selected from: 1,2-cyclopropanediyl, 1,2-cyclobutanediyl, 1,2-cyclopentenediyl, 1,2-cyclohexanediyl, 1,2-cycloheptanediyl, and the like.

The term “carbo- C_1 - C_6 -alkoxy” is intended to mean a C_1 - C_6 alkyl ester of a carboxylic acid, wherein C_1 - C_6 alkyl has the same definition as found herein. Examples include, but are not limited to, carbomethoxy [$-C(O)OCH_3$], carboethoxy, carbo-*n*-propoxy, carboisopropoxy, carbo-*n*-butoxy, carbo-*s*-butoxy, carbo-isobutoxy, carbo-*t*-butoxy, carbo-*n*-pentoxy, carbo-isopentoxy, carbo-*t*-pentoxy, carbo-neopentoxy, carbo-*n*-hexyloxy, and the like.

The term “carboxamide” is intended to mean the group $-CONH_2$.

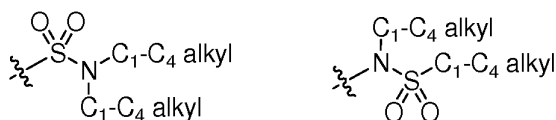
The term “carboxy” is intended to mean the group $-CO_2H$; also referred to as a carboxylic acid group.

The term “cyano” is intended to mean the group $-CN$.

The term “ C_2 - C_8 dialkylamino” is intended to mean a radical comprising an amino group substituted with two of the same or different C_1 - C_4 alkyl groups, wherein C_1 - C_4 alkyl has the same definition as found herein. Some examples include, but are not limited to, dimethylamino, methylethylamino, diethylamino, methylpropylamino, methylisopropylamino, ethylpropylamino, ethylisopropylamino, dipropylamino, propylisopropylamino, and the like.

Some embodiments are C_2 - C_4 dialkylamino.

The term “ C_2 - C_8 dialkylsulfonamide” is intended to mean is intended to mean one of the following groups shown below:



wherein C_1 - C_4 alkyl has the same definition as found herein.

The term “ C_1 - C_6 haloalkoxy” is intended to mean a radical comprising a C_1 - C_6 haloalkyl group directly attached to an oxygen atom, wherein C_1 - C_6 haloalkyl has the same definition as found herein. Examples include, but are not limited to, difluoromethoxy, trifluoromethoxy, 2,2,2-trifluoroethoxy, pentafluoroethoxy, and the like.

The term “ C_1 - C_6 haloalkyl” is intended to mean a radical comprising a C_1 - C_6 alkyl group substituted with one or more halogens, wherein C_1 - C_6 alkyl has the same definition as found herein. The C_1 - C_6 haloalkyl may be fully substituted in which case it can be represented by the formula C_nL_{2n+1} , wherein L is a halogen and “n” is 1, 2, 3, 4, 5 or 6. When more than one halogen is present then they may be the same or different and selected from: fluorine, chlorine, bromine, and iodine. In some embodiments, haloalkyl contains 1 to 5 carbons. In some embodiments, haloalkyl contains 1 to 4 carbons. In some embodiments, haloalkyl contains 1 to 3 carbons. In some embodiments, haloalkyl contains 1 or 2 carbons. Examples of haloalkyl groups include, but are not limited to, fluoromethyl, difluoromethyl, trifluoromethyl, chlorodifluoromethyl, 2,2,2-trifluoroethyl, pentafluoroethyl, and the like.

The term “halogen” is intended to mean to a fluoro, chloro, bromo or iodo group.

The term "heteroaryl" is intended to mean a ring system containing 5 to 14 ring atoms, that may contain a single ring, two fused rings or three fused rings, and wherein at least one ring is aromatic and at least one ring atom is a heteroatom selected from, for example: O, S and N, wherein N is optionally substituted with H, C₁-C₄ acyl, C₁-C₄ alkyl, or oxide (i.e., together with an aromatic ring nitrogen form an *N*-oxide). Some embodiments contain 5 to 6 ring atoms for example furanyl, thienyl, pyrrolyl, imidazolyl, oxazolyl, thiazolyl, isoxazolyl, pyrazolyl, isothiazolyl, oxadiazolyl, triazolyl, tetrazolyl, thiadiazolyl, pyridinyl, pyrazinyl, pyrimidinyl, pyridazinyl, triazinyl, and the like. Some embodiments contain 8 to 14 ring atoms for example quinoliziny, quinolinyl, isoquinolinyl, cinnolinyl, phthalazinyl, quinazolinyl, quinoxalinyl, triazinyl, indolyl, isoindolyl, indazolyl, indoliziny, purinyl, naphthyridinyl, pteridinyl, carbazolyl, acridinyl, phenazinyl, phenothiazinyl, phenoxazinyl, benzoxazolyl, benzothiazolyl, 1*H*-benzimidazolyl, imidazopyridinyl, benzothienyl, benzofuranyl, isobenzofuran, 2,3-dihydrobenzofuranyl, 4*H*-benzo[1,3]dioxinyl, 3,4-dihydro-1*H*-isoquinolinyl, 1,4,6,7-tetrahydroimidazo[4,5-*c*]pyridinyl, 7,8-dihydro-5*H*-[1,6]naphthyridinyl, 5,6-dihydro-8*H*-[1,2,4]triazolo[4,3-*a*]pyrazinyl, benzo[1,3]dioxolyl, pyrazolo[1,5-*a*]pyrimidinyl, 1,2,3,4-tetrahydroquinolinyl, and the like.

The term "heteroarylene" is intended to mean is intended to mean an aromatic ring di-radical containing 5 to 14 ring atoms that may be a single ring, two fused rings or three fused rings, wherein at least one aromatic ring atom is a heteroatom selected from, for example: O, S, and N, wherein N is optionally substituted with H, C₁-C₄ acyl, C₁-C₄ alkyl, or oxide (i.e., together with an aromatic ring nitrogen form an *N*-oxide). Some embodiments contain 5 to 6 ring atoms for example furandiyl, thiophenediyl, pyrrolediyl, imidazolediyl, oxazolediyl, thiazolediyl, isoxazolediyl, pyrazolediyl, isothiazolediyl, oxadiazolelediyl, triazolediyl, thiadiazolelediyl, pyridinediyl, pyrazinediyl, pyrimidinediyl, pyridazinediyl, triazinediyl, and the like. Some embodiments contain 8 to 14 ring atoms for example quinolizinediyl, quinolinediyl, isoquinolinediyl, cinnolinediyl, phthalazinediyl, quinazolinediyl, quinoxalinediyl, triazinediyl, indolediyl, isoindolediyl, indazolediyl, indolizinediyl, purinediyl, naphthyridinediyl, pteridinediyl, carbazolediyl, acridinediyl, phenazinediyl, phenothiazinediyl, phenoxazinediyl, benzoxazolediyl, benzothiazolediyl, 1*H*-benzimidazolediyl, imidazopyridinediyl, benzothienediyl, benzofurandiyl, isobenzofurandiyl, and the like.

The term "heteroaryloxy" is intended to mean a radical comprising a heteroaryl group, attached to an oxygen, wherein heteroaryl has the same definition as found herein.

The term "heterobicycyl" is intended to mean a radical comprising two fused or bridged, non-aromatic rings containing 5 to 11 ring atoms wherein one, two, three or four ring atoms are heteroatoms selected from, for example: O, S, and N, wherein N is substituted with H, C₁-C₄ acyl or C₁-C₄ alkyl, and S is optionally substituted with one or two oxygens. Examples of a

heterobicycyl group include, but are not limited to, octahydropyrrolo[1,2-a]pyrazinyl, 1-aza-bicyclo[2.2.2]octyl, 9-aza-bicyclo[3.3.1]nonyl, and the like.

The term "heterocyclyl" is intended to mean a non-aromatic ring radical containing 3 to 8 ring atoms, wherein one, two or three ring atoms are heteroatoms selected from, for example: O, S, and N, wherein N is substituted with H, C₁-C₄ acyl or C₁-C₄ alkyl, and S is optionally substituted with one or two oxygens. Examples of a heterocyclyl group include, but are not limited to, aziridinyl, azetidiny, piperidinyl, morpholinyl, piperazinyl, pyrrolidinyl, [1,3]-dioxolanyl, thiomorpholinyl, [1,4]oxazepanyl, 1,1-dioxothiomorpholinyl, azepanyl, tetrahydrofuranyl, tetrahydropyranyl, tetrahydrothiopyranyl, 1-oxo-hexahydro-1 λ ⁴-thiopyranyl, 1,1-dioxo-hexahydro-1 λ ⁶-thiopyranyl, and the like.

The term "heterocyclylene" is intended to mean a non-aromatic ring di-radical containing 3 to 8 ring atoms, wherein one, two or three ring atoms are heteroatoms selected from, for example: O, S, and N, wherein N is substituted with H, C₁-C₄ acyl or C₁-C₄ alkyl, and S is optionally substituted with one or two oxygens. Examples of a heterocyclylene group include, but are not limited to, aziridinediyl, azetidinediyl, piperidinediyl, morpholinediyl, piperazinediyl, pyrrolidinediyl, [1,3]-dioxolanediyl, thiomorpholinediyl, [1,4]oxazepanediyl, 1,1-dioxothiomorpholinediyl, azepanediyl, tetrahydrofurandiyl, and the like.

The term "hydroxyl" is intended to mean the group -OH.

The term "phosphonooxy" is intended to mean the group -OP(O)(OH)₂.

The term "ureyl" is intended to mean the group -NH₂C(O)NH₂.

Any discussion of documents, acts, materials, devices, articles or the like which has been included in the present specification is not to be taken as an admission that any or all of these matters form part of the prior art base or were common general knowledge in the field relevant to the present disclosure as it existed before the priority date of each of the appended claims.

Throughout this specification the word "comprise", or variations such as "comprises" or "comprising", will be understood to imply the inclusion of a stated element, integer or step, or group of elements, integers or steps, but not the exclusion of any other element, integer or step, or group of elements, integers or steps.

Administration of the compounds and pharmaceutically acceptable salts, solvates, hydrates, and/or N-oxides thereof described herein as the sole active pharmaceutical agent (*i.e.*, mono-therapy) is described in PCT/US2010/002360, filed 8/27/2010, which is incorporated herein by reference in its entirety.

Provided is a compound of Formula Ia or a pharmaceutically acceptable salt, solvate, hydrate, and/or N-oxide thereof described herein for use in combination with and one or more known pharmaceutical agents selected from analgesic agents, antidiabetic agents,

osteoarthritis agents, and anticancer agents. Also provided is a compound of Formula Ia or a pharmaceutically acceptable salt, solvate, hydrate, and/or *N*-oxide thereof described herein for use in combination with and one or more known pharmaceutical agents selected from analgesic agents and antidiabetic agents.

- 5 Provided is the use of a compound of Formula Ia or a pharmaceutically acceptable salt, solvate, hydrate, and/or *N*-oxide thereof described herein and one or more known pharmaceutical agents selected from analgesic agents, antidiabetic agents, osteoarthritis agents, and anticancer agents in the manufacture of a medicament for treating pain in an individual. Also provided is the use of a compound of Formula Ia or a pharmaceutically
- 10 acceptable salt, solvate, hydrate, and/or *N*-oxide thereof described herein and one or more known

pharmaceutical agents selected from analgesic agents and antidiabetic agents in the manufacture of a medicament for treating pain in an individual.

Provided is the use of a compound of Formula **Ia** or a pharmaceutically acceptable salt, solvate, hydrate, and/or *N*-oxide thereof described herein and one or more known

5 pharmaceutical agents selected from analgesic agents, antidiabetic agents, osteoarthritis agents, and anticancer agents in the manufacture of a medicament for managing pain in an individual. Also provided is the use of a compound of Formula **Ia** or a pharmaceutically acceptable salt, solvate, hydrate, and/or *N*-oxide thereof described herein and one or more known
10 pharmaceutical agents selected from analgesic agents and antidiabetic agents in the manufacture of a medicament for managing pain in an individual.

Provided is a composition comprising a compound of Formula **Ia** or a pharmaceutically acceptable salt, solvate, hydrate, and/or *N*-oxide thereof described herein and one or more known pharmaceutical agents selected from analgesic agents, antidiabetic agents, osteoarthritis agents, and anticancer agents. Also provided is a composition comprising a compound of
15 Formula **Ia** or a pharmaceutically acceptable salt, solvate, hydrate, and/or *N*-oxide thereof described herein and one or more known pharmaceutical agents selected from analgesic agents and antidiabetic agents.

Provided is a composition comprising a compound of Formula **Ia** or a pharmaceutically acceptable salt, solvate, hydrate, and/or *N*-oxide described herein and one or more known
20 pharmaceutical agents selected from analgesic agents, antidiabetic agents, osteoarthritis agents, and anticancer agents, and a pharmaceutically acceptable carrier. Also provided is a composition comprising a compound of Formula **Ia** or a pharmaceutically acceptable salt, solvate, hydrate, and/or *N*-oxide thereof described herein and one or more known pharmaceutical agents selected from analgesic agents and antidiabetic agents, and a pharmaceutically acceptable carrier.

25 Provided is a method for preparing a composition comprising the step of admixing a compound of Formula **Ia** or a pharmaceutically acceptable salt, solvate, hydrate, and/or *N*-oxide thereof described herein and one or more known pharmaceutical agents selected from analgesic agents, antidiabetic agents, osteoarthritis agents, and anticancer agents. Also provided is a composition obtained by a a method for preparing a composition comprising the step of
30 admixing a compound of Formula **Ia** or a pharmaceutically acceptable salt, solvate, hydrate, and/or *N*-oxide thereof described herein and one or more known pharmaceutical agents selected from analgesic agents, antidiabetic agents, osteoarthritis agents, and anticancer agents. Also provided is a method for preparing a composition comprising the step of admixing a compound of Formula **Ia** or a pharmaceutically acceptable salt, solvate, hydrate, and/or *N*-oxide thereof
35 described herein and one or more known pharmaceutical agents selected from analgesic agents and antidiabetic agents. Also provided is a composition obtained by a method for preparing a composition comprising the step of admixing a compound of Formula **Ia** or a pharmaceutically

acceptable salt, solvate, hydrate, and/or *N*-oxide thereof described herein and one or more known pharmaceutical agents selected from analgesic agents and antidiabetic agents.

5 Provided is a method for preparing a composition comprising the step of admixing a compound of Formula **Ia** or a pharmaceutically acceptable salt, solvate, hydrate, and/or *N*-oxide thereof described herein and one or more known pharmaceutical agents selected from analgesic agents, antidiabetic agents, osteoarthritis agents, and anticancer agents, and a pharmaceutically acceptable carrier. Also provided is a composition obtained by a method for preparing a composition comprising the step of admixing a compound of Formula **Ia** or a pharmaceutically acceptable salt, solvate, hydrate, and/or *N*-oxide thereof described herein and one or more
10 known pharmaceutical agents selected from analgesic agents, antidiabetic agents, osteoarthritis agents, and anticancer agents, and a pharmaceutically acceptable carrier.

Also provided is a method for preparing a composition comprising the step of admixing a compound of Formula **Ia** or a pharmaceutically acceptable salt, solvate, hydrate, and/or *N*-oxide thereof described herein and one or more known pharmaceutical agents selected from
15 analgesic agents and antidiabetic agents. Also provided is a composition obtained by a method for preparing a composition comprising the step of admixing a compound of Formula **Ia** or a pharmaceutically acceptable salt, solvate, hydrate, and/or *N*-oxide thereof described herein and one or more known pharmaceutical agents selected from analgesic agents and antidiabetic agents.

20 In some embodiments, the compound of Formula **Ia**, or a pharmaceutically acceptable salt, solvate, hydrate, and/or *N*-oxide thereof described herein and the one or more known pharmaceutical agents are admixed with a pharmaceutically acceptable carrier.

In some embodiments, the compound of Formula **Ia**, or a pharmaceutically acceptable salt, solvate, hydrate, and/or *N*-oxide thereof described herein compound of Formula **Ia**, or a
25 pharmaceutically acceptable salt, solvate, hydrate, and/or *N*-oxide thereof and the one or more known pharmaceutical agents are each admixed with a different pharmaceutically acceptable carrier.

The pharmaceutical carrier generally is compatible with the other ingredients in the composition and should be tolerated by the individual recipient. Other physiologically active
30 ingredients can be incorporated into the pharmaceutical composition if desired, and if such ingredients are compatible with the other ingredients in the composition. Conventional excipients, such as binding agents, fillers, acceptable wetting agents, tableting lubricants, and disintegrants can be used in tablets and capsules for oral administration.

Compositions for oral administration can be in the form of solutions, emulsions,
35 aqueous or oily suspensions, and syrups. Alternatively, the compositions for oral administration can be in the form of dry powder that can be reconstituted with water or another suitable liquid vehicle before use. Additional additives such as suspending or emulsifying agents, non-aqueous

vehicles (including edible oils), preservatives, and flavorings and colorants can be added.

Compositions for parenteral administration can be prepared by dissolving the compounds in a suitable liquid vehicle and filter sterilizing the solution before filling and sealing an appropriate vial or ampoule. These are just a few examples of the many appropriate methods well known in the art for preparing compositions for oral or parenteral administration.

5 Provided is a compound of Formula **Ia** or a pharmaceutically acceptable salt, solvate, hydrate, and/or *N*-oxide thereof described herein for use in a method for the treatment of pain in an individual in need thereof, comprising administering to said individual said compound and one or more known pharmaceutical agents selected from analgesic agents, antidiabetic agents, osteoarthritis agents, and anticancer agents. Also provided is a compound of Formula **Ia** or a pharmaceutically acceptable salt, solvate, hydrate, and/or *N*-oxide thereof described herein for use in a method for the treatment of pain in an individual in need thereof, comprising administering to said individual said compound and one or more known pharmaceutical agents selected from analgesic agents and antidiabetic agents.

15 Provided is a compound of Formula **Ia** or a pharmaceutically acceptable salt, solvate, hydrate, and/or *N*-oxide thereof described herein for use in a method for the treatment of pain in an individual in need thereof, comprising prescribing to said individual said compound and one or more known pharmaceutical agents selected from analgesic agents, antidiabetic agents, osteoarthritis agents, and anticancer agents. Also provided is a compound of Formula **Ia** or a pharmaceutically acceptable salt, solvate, hydrate, and/or *N*-oxide thereof described herein for use in a method for the treatment of pain in an individual in need thereof, comprising prescribing to said individual said compound and one or more known pharmaceutical agents selected from analgesic agents and antidiabetic agents.

25 Provided is a compound of Formula **Ia** or a pharmaceutically acceptable salt, solvate, hydrate, and/or *N*-oxide thereof described herein for use in a method for the management of pain in an individual in need thereof, comprising administering to said individual said compound and one or more known pharmaceutical agents selected from analgesic agents, antidiabetic agents, osteoarthritis agents, and anticancer agents. Also provided is a compound of Formula **Ia** or a pharmaceutically acceptable salt, solvate, hydrate, and/or *N*-oxide thereof described herein for use in a method for the management of pain in an individual in need thereof, comprising administering to said individual said compound and one or more known pharmaceutical agents selected from analgesic agents and antidiabetic agents.

30 Provided is a compound of Formula **Ia** or a pharmaceutically acceptable salt, solvate, hydrate, and/or *N*-oxide thereof described herein for use in a method for the management of pain in an individual in need thereof, comprising prescribing to said individual said compound and one or more known pharmaceutical agents selected from analgesic agents, antidiabetic agents, osteoarthritis agents, and anticancer agents. Also provided is a compound of Formula **Ia** or a

pharmaceutically acceptable salt, solvate, hydrate, and/or *N*-oxide thereof described herein for use in a method for the management of pain in an individual in need thereof, comprising prescribing to said individual said compound and one or more known pharmaceutical agents selected from analgesic agents and antidiabetic agents.

5 Provided is one or more known pharmaceutical agents selected from analgesic agents, antidiabetic agents, osteoarthritis agents, and anticancer agents for use in combination with a compound of Formula **Ia** or a pharmaceutically acceptable salt, solvate, hydrate, and/or *N*-oxide thereof described herein. Also provided is one or more known pharmaceutical agents selected from analgesic agents and antidiabetic agents, for use in combination with a compound of
10 Formula **Ia** or a pharmaceutically acceptable salt, solvate, hydrate, and/or *N*-oxide thereof described herein.

 Provided is one or more known pharmaceutical agents selected from analgesic agents, antidiabetic agents, osteoarthritis agents, and anticancer agents for use in a method for the treatment of pain in an individual in need thereof, said method comprises administering to said
15 individual one or more known pharmaceutical agents selected from analgesic agents, antidiabetic agents, osteoarthritis agents, and anticancer agents and a compound of Formula **Ia** or a pharmaceutically acceptable salt, solvate, hydrate, and/or *N*-oxide thereof described herein. Also provided is one or more known pharmaceutical agents selected from analgesic agents and antidiabetic agents for use in a method for the treatment of pain in an individual in need thereof,
20 said method comprises administering to said individual one or more known pharmaceutical agents selected from analgesic agents and antidiabetic agents and a compound of Formula **Ia** or a pharmaceutically acceptable salt, solvate, hydrate, and/or *N*-oxide thereof described herein.

 Provided is one or more known pharmaceutical agents selected from analgesic agents, antidiabetic agents, osteoarthritis agents, and anticancer agents for use in a method for the
25 treatment of pain in an individual in need thereof, said method comprises prescribing to said individual one or more known pharmaceutical agents selected from analgesic agents, antidiabetic agents, osteoarthritis agents, and anticancer agents and a compound of Formula **Ia** or a pharmaceutically acceptable salt, solvate, hydrate, and/or *N*-oxide thereof described herein. Also provided is one or more known pharmaceutical agents selected from analgesic agents and
30 antidiabetic agents for use in a method for the treatment of pain in an individual in need thereof, said method comprises prescribing to said individual one or more known pharmaceutical agents selected from analgesic agents and antidiabetic agents and a compound of Formula **Ia** or a pharmaceutically acceptable salt, solvate, hydrate, and/or *N*-oxide thereof described herein.

 Provided is one or more known pharmaceutical agents selected from analgesic agents,
35 antidiabetic agents, osteoarthritis agents, and anticancer agents for use in a method for the management of pain in an individual in need thereof, said method comprises administering to said individual one or more known pharmaceutical agents selected from analgesic agents,

antidiabetic agents, osteoarthritis agents, and anticancer agents and a compound of Formula **Ia** or a pharmaceutically acceptable salt, solvate, hydrate, and/or *N*-oxide thereof described herein. Also provided is one or more known pharmaceutical agents selected from analgesic agents and antidiabetic agents for use in a method for the management of pain in an individual in need thereof, said method comprises administering to said individual one or more known pharmaceutical agents selected from analgesic agents and antidiabetic agents and a compound of Formula **Ia** or a pharmaceutically acceptable salt, solvate, hydrate, and/or *N*-oxide thereof described herein.

Provided is one or more known pharmaceutical agents selected from analgesic agents, antidiabetic agents, osteoarthritis agents, and anticancer agents for use in a method for the management of pain in an individual in need thereof, said method comprises administering to said individual one or more known pharmaceutical agents selected from analgesic agents, antidiabetic agents, osteoarthritis agents, and anticancer agents and a compound of Formula **Ia** or a pharmaceutically acceptable salt, solvate, hydrate, and/or *N*-oxide thereof described herein. Also provided is one or more known pharmaceutical agents selected from analgesic agents and antidiabetic agents for use in a method for the management of pain in an individual in need thereof, said method comprises administering to said individual one or more known pharmaceutical agents selected from analgesic agents and antidiabetic agents and a compound of Formula **Ia** or a pharmaceutically acceptable salt, solvate, hydrate, and/or *N*-oxide thereof described herein.

Provided is a pharmaceutical product selected from: a pharmaceutical composition, a formulation, a dosage form, a combined preparation, a twin pack, and a kit; comprising a compound of Formula **Ia** or a pharmaceutically acceptable salt, solvate, hydrate, and/or *N*-oxide thereof described herein and one or more known pharmaceutical agents selected from analgesic agents, antidiabetic agents, osteoarthritis agents, and anticancer agents; for treating pain in an individual. Also provided is a pharmaceutical product selected from: a pharmaceutical composition, a formulation, a dosage form, a combined preparation, a twin pack, and a kit; comprising a compound of Formula **Ia** or a pharmaceutically acceptable salt, solvate, hydrate, and/or *N*-oxide thereof described herein and one or more known pharmaceutical agents selected from analgesic agents and antidiabetic agents; for treating pain in an individual.

Provided is a pharmaceutical product selected from: a pharmaceutical composition, a formulation, a dosage form, a combined preparation, a twin pack, and a kit; comprising a compound of Formula **Ia** or a pharmaceutically acceptable salt, solvate, hydrate, and/or *N*-oxide thereof described herein and one or more known pharmaceutical agents selected from analgesic agents, antidiabetic agents, osteoarthritis agents, and anticancer agents; for managing pain in an individual. Also provided is a pharmaceutical product selected from: a pharmaceutical composition, a formulation, a dosage form, a combined preparation, a twin pack, and a kit;

comprising a compound of Formula **Ia** or a pharmaceutically acceptable salt, solvate, hydrate, and/or *N*-oxide thereof described herein and one or more known pharmaceutical agents selected from analgesic agents and antidiabetic agents.

5 In some embodiments, the pharmaceutical product comprises a pharmaceutical composition.

In some embodiments, the pharmaceutical product comprises a formulation.

In some embodiments, the pharmaceutical product comprises a dosage form.

In some embodiments, the pharmaceutical product comprises a combined preparation.

In some embodiments, the pharmaceutical product comprises a twin pack.

10 In some embodiments, the pharmaceutical product comprises a kit.

In some embodiments, the kit comprises a first package comprising a compound of Formula **Ia** or a pharmaceutically acceptable salt, solvate, hydrate, and/or *N*-oxide thereof described herein or a pharmaceutical composition thereof, and a second package comprising one or more known pharmaceutical agents selected from analgesic agents, antidiabetic agents, 15 osteoarthritis agents, and anticancer agents or a pharmaceutical composition thereof. In some embodiments, the kit comprises a first package comprising a compound of Formula **Ia** or a pharmaceutically acceptable salt, solvate, hydrate, and/or *N*-oxide thereof described herein or a pharmaceutical composition thereof, and a second package comprising one or more known pharmaceutical agents selected from analgesic agents and antidiabetic agents.

20 Provided is a method for the treatment of pain in an individual in need thereof, comprising administering to said individual, a therapeutically effective amount of a compound of Formula **Ia** or a pharmaceutically acceptable salt, solvate, hydrate, and/or *N*-oxide thereof described herein and one or more known pharmaceutical agents selected from analgesic agents, antidiabetic agents, osteoarthritis agents, and anticancer agents.

25 Provided is a method for the treatment of pain in an individual in need thereof, comprising prescribing to said individual, a therapeutically effective amount of a compound of Formula **Ia** or a pharmaceutically acceptable salt, solvate, hydrate, and/or *N*-oxide thereof described herein and one or more known pharmaceutical agents selected from analgesic agents, antidiabetic agents, osteoarthritis agents, and anticancer agents.

30 Provided is a method for the management of pain in an individual in need thereof, comprising administering to said individual, a therapeutically effective amount of a compound of Formula **Ia** or a pharmaceutically acceptable salt, solvate, hydrate, and/or *N*-oxide thereof described herein and one or more known pharmaceutical agents selected from analgesic agents, antidiabetic agents, osteoarthritis agents, and anticancer agents.

35 Provided is a method for the management of pain in an individual in need thereof, comprising prescribing to said individual, a therapeutically effective amount of a compound of Formula **Ia** or a pharmaceutically acceptable salt, solvate, hydrate, and/or *N*-oxide thereof

described herein and one or more known pharmaceutical agents selected from analgesic agents, antidiabetic agents, osteoarthritis agents, and anticancer agents.

In some embodiments, the individual is a human.

In some embodiments, the one or more known pharmaceutical agents are administered
5 to the individual simultaneously, separately, or sequentially.

In some embodiments, the compound of Formula **Ia**, or a pharmaceutically acceptable salt, solvate, hydrate, and/or *N*-oxide thereof described herein and the one or more known pharmaceutical agents are administered simultaneously.

In some embodiments, the compound of Formula **Ia**, or a pharmaceutically acceptable
10 salt, solvate, hydrate, and/or *N*-oxide thereof described herein and the one or more known pharmaceutical agents are administered separately.

In some embodiments, the compound of Formula **Ia**, or a pharmaceutically acceptable salt, solvate, hydrate, and/or *N*-oxide thereof described herein and the one or more known pharmaceutical agents are administered sequentially.

15 In some embodiments, the amount of the compound of Formula **Ia**, or a pharmaceutically acceptable salt, solvate, hydrate, and/or *N*-oxide thereof described herein alone and the amount of the one or more known pharmaceutical agents alone are therapeutically ineffective.

In some embodiments, the combination of a compound of Formula **Ia**, or a
20 pharmaceutically acceptable salt, solvate, hydrate, and/or *N*-oxide thereof described herein and the one or more known pharmaceutical agents results in a supra additive or synergistic effect on relief of pain (see, e.g., Figure 15). A synergistic effect means that the effect on pain, as demonstrated, e.g., by an increase in PWT or another measure of pain intensity or severity as described herein, observed with the combination therapy is greater than that seen by adding the
25 effect on pain of each compound together. One advantage of using a synergistic combination therapy is that less of each compound is required to achieve a significant effect on pain and so fewer side effects can result from treatment. In some cases, side effects are not seen at the lower doses used. Also, in some cases, the side effect profile of one drug can mitigate or average out the side effect profile of the other drug. For example, one of the drugs may result in increased
30 blood pressure and the other drug results in lowered blood pressure so that the combination therapy does not effect blood pressure. Another potential advantage of combination therapy is that, since less compound is required, the cost of therapy can be reduced.

In some embodiments, the pain is chosen from bone and joint pain, pain associated with osteoarthritis, hyperalgesia, allodynia, inflammatory pain, inflammatory hyperalgesia,
35 neuropathic pain, neuropathic hyperalgesia, acute nociception, muscle pain, dental pain, migraine and other headache pain, pain that occurs as an adverse effect of therapeutics in an individual, and pain associated with a disorder selected from: cancer, multiple sclerosis, allergic

reactions, nephritic syndrome, scleroderma, thyroiditis, diabetic neuropathy, fibromyalgia, HIV related-neuropathy, sciatica, and autoimmune conditions.

In some embodiments, the pain is chosen from bone and joint pain, pain associated with osteoarthritis, muscle pain, dental pain, migraine and other headache pain, inflammatory pain,
5 neuropathic pain, pain that occurs as an adverse effect of therapeutics, pain associated with osteoarthritis; pain associated cancer, hyperalgesia; allodynia; inflammatory hyperalgesia; neuropathic hyperalgesia; and acute nociception.

In some embodiments, the pain is mild to moderate pain.

In some embodiments, pain is moderate to moderately severe pain.

10 In some embodiments, the individual has a visual analogue scale pain score of ≥ 40 mm.

In some embodiments, the individual has a Likert numerical rating scale pain score of \geq
4.

In some embodiments, the pain is moderate to severe pain requiring continuous, around-the- clock opioid therapy an extended period of time.

15 In some embodiments, the pain is acute pain.

In some embodiments, the method is for short-term use (five days or less).

In some embodiments, the pain is chronic pain.

Suitable pharmaceutical agents that can be used in combination with the compounds described herein include analgesic agents, antidiabetic agents, osteoarthritis agents, and
20 anticancer agents.

In some embodiments, the analgesic agent is chosen from non-opioid drugs, opioid drugs, and co-analgesic medications.

In some embodiments, the non opioid drug is chosen from non steroidal anti-inflammatory agents, choline magnesium trisalicylate, sulfasalazine, olsalazin, phenacetin,
25 tenoxicam, phenylbutazone, oxyphenthartazone, tapentadol, celecoxib, etoricoxib, lumiracoxib, rofecoxib, parecoxib, and ziconotide.

In some embodiments, the non steroidal anti-inflammatory agent is chosen from acemetacin, acetaminophen, aminoprofen, aspirin, benoxaprofen, bucloxic acid, carprofen, choline magnesium salicylate, choline salicylate, clidanac, diclofenac, diflunisal, diflurisal,
30 etodolac, fenoprofen, fenoprofen calcium, fentiazac, flosulide, flubufen, flufenamic acid, flufenisal, flurbiprofen, fluprofen, ibuprofen, indoprofen, indomethacin, isoxicam, ketoprofen, ketorolac tromethamine, lornoxicam, magnesium salicylate, meclofenamic acid, meclofenamate sodium, mefenamic acid, meloxicam, muprofen, nabumetone, naproxen, nepafenac, niflumic acid, nimesulide, oxaprozin, oxpinac, piroprofen, piroxicam, pramoprofen, ramifenazone,
35 salsalate, salicylsalicylic acid, sodium salicylate, sudoxicam, sulindac, suprofen, tiaprofenic acid, tiopinac, tolafenamic acid, tolmetin, trioxaprofen, zidometacin, and zomepirac.

In some embodiments, the opioid drug is chosen from alfentanil, allylprodine, alphaprodine, anileridine, apomorphine, benzylmorphine, bezitramide, buprenorphine, butorphanol, clonitazene, codeine, desomorphine, dextromoramide, dextropropoxyphene, dezocine, diampromide, diamorphine, dihydrocodeine, dihydrocodeinone enol acetate, 5 dihydromorphine, dilaudid, dimenoxadol, dimepheptanol, dimethylthiambutene, dioxaphetyl butyrate, dipipanone, eptazocine, ethoheptazine, ethylmethylthiambutene, ethylmorphine, etonitazene, fentanyl, heroin, hydrocodeine, hydrocodone, hydromorphone, hydroxypethidine, isomethadone, ketobemidone, levallorphan, levorphanol, levophenacetylmorphan, lofentanil, meperidine, meptazinol, metazocine, methadone, metopon, 6-monoacetylmorphine, morphine, 10 morphine-6-glucuronide, myrophine, nalbuphine, narceine, nicomorphine, norlevorphanol, normethadone, nalorphine, normorphine, norpipanone, noscapine, opium, oxycodone, oxymorphone, papavereturn, papverine, pentazocine, pethidine, phenadoxone, phenomorphan, phenazocine, phenoperidine, piminodine, piritramide, proheptazine, promedol, properidine, propiram, propoxyphene, sufentanil, tilidine, and tramadol.

15 In some embodiments, the at least one analgesic agent comprises an NSAID and an opioid drug.

In some embodiments, the at least one analgesic agent is chosen from vicodin (acetaminophen and hydrocodone), percocet (oxycodone and acetaminophen), norco (hydrocodone bitartrate and acetaminophen), lorcet (acetaminophen and hydrocodone), darvocet 20 (acetaminophen and propoxyphene), and percodan (aspirin and oxycodone).

In some embodiments, the at least one analgesic agent is at least one co-analgesic medication chosen from antidepressants, anti-anxiety medications, migraine medications, and gabapentin.

In some embodiments, the migraine medication is chosen from alpiopride, 25 dihydroergotamine, dolasetron, ergocornine, ergocorninine, ergocryptine, ergot, ergotamine, flumetazone acetate, fonazine, lisuride, lomerizine, methysergide oxetorone, and pizotyline.

In some embodiments, the antidepressant is chosen from escitalopram, binedaline, caroxazone, citalopram, (S)-citalopram, dimethazan, fencamine, indalpine, indeloxazine hydrochloride, nefopam, nomifensine, oxitriptan, oxypertine, paroxetine, sertraline, thiazesim, 30 trazodone, benmoxine, iproclozide, iproniazid, isocarboxazid, nialamide, octamoxin, phenelzine, cotinine, rolicyprine, rolipram, maprotiline, metralindole, mianserin, mirtazepine, adinazolam, amitriptyline, amitriptylinoxide, amoxapine, butriptyline, clomipramine, demexiptiline, desipramine, dibenzepin, dimetacrine, dothiepin, doxepin, fluacizine, imipramine, imipramine N-oxide, iprindole, lofepramine, melitracen, metapramine, nortriptyline, noxiptilin, opipramol, 35 pizotyline, propizepine, protriptyline, quinupramine, tianeptine, trimipramine, adrafinil, benactyzine, bupropion, butacetin, dioxadrol, duloxetine, etoperidone, febarbamate, femoxetine, fenpentadiol, fluoxetine, fluvoxamine, hematoporphyrin, hypericin, levophacetoperane,

medifoxamine, milnacipran, minaprine, moclobemide, nefazodone, oxaflozane, piberaline, prolintane, pyrisuccideanol, ritanserine, roxindole, rubidium chloride, sulpiride, tandospirone, thozalinone, tofenacin, toloxatone, tranlycypromine, L-tryptophan, venlafaxine, viloxazine, and zimeldine.

5 In some embodiments, the anti-anxiety medication is chosen from alprazolam, chlordiazepoxide, clonazepam, clorazepate, diazepam, halazepam, lorazepam, oxazepam, and prazepam, buspirone; and barbituates.

 In some embodiments, the pain is neuropathic pain associated with diabetic peripheral neuropathy.

10 In some embodiments, the one or more known pharmaceutical agents is chosen from antidiabetic agents.

 In some embodiments, the antidiabetic agent is chosen from sulfonylurea, meglitinide, biguanide, alpha-glucosidase inhibitor, thiazolidinedione, insulin analog, and chromium picolinate/biotin.

15 In some embodiments, the antidiabetic agent is a sulfonylurea chosen from glibenclamide, glipizide, gliclazide, and glimepiride.

 In some embodiments, the antidiabetic agent is a meglitinide chosen from repaglinide and nateglinide.

 In some embodiments, the antidiabetic agent is a biguanide chosen from metformin.

20 In some embodiments, the antidiabetic agent is an alpha-glucosidase inhibitor chosen from acarbose, epalrestat, miglitol, and voglibose.

 In some embodiments, the antidiabetic agent is a thiazolidinedione chosen from rosiglitazone and pioglitazone.

25 In some embodiments, the antidiabetic agent is insulin or an analog thereof chosen from insulin lispro, insulin aspart, and insulin glargine.

 In some embodiments, the pain is pain associated with osteoarthritis.

 In some embodiments, the one or more known pharmaceutical agents is chosen from osteoarthritis agents.

30 In some embodiments, the osteoarthritis agent is chosen from localized injections, topical patches, creams and gels, glucosamine, chondroitin sulfate, and vitamins.

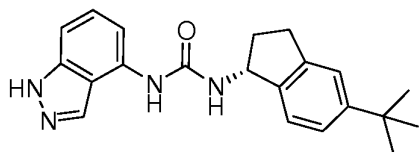
 In some embodiments, the localized injection is chosen from a corticosteroid injection and an injection of hyaluronan.

35 In some embodiments, the topical patches, creams and gels are chosen from civamide patch, diclofenac patch, topical strontium chloride hexahydrate, diclofenac sodium topical solution, capsaicin cream and methylsalicylate cream.

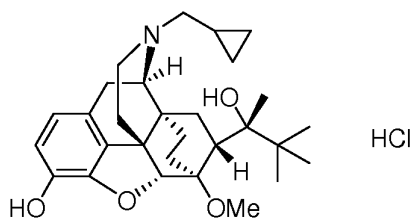
 In some embodiments, the osteoarthritis agent is chosen from valdecoxib, meloxicam, etodolac, naproxen sodium, diacerhein, tetracycline, antimalarial therapies, Gen-S, JNJ-

39439335, JNJ-42160443 (a monoclonal antibody against nerve growth factor (NGF)), JNS013 (combination of tramadol and acetaminophen), ABT-102 (*N*-[5-*tert*-butyl-2,3-dihydro-1*H*-inden-1(*R*)-yl]-*N'*-(1*H*-indazol-4-yl)urea), SAR114137, MEDI-578, LY545694 (iGluR5 antagonist), BEMA buprenorphine (CA Index Name: 6,14-ethenomorphinan-7-methanol, 17-(cyclopropylmethyl)- α -(1,1-dimethylethyl)-4,5-epoxy-18,19-dihydro-3-hydroxy-6-methoxy- α -methyl-, (α S,5 α ,7 α)- hydrochloride), GRC 15300, PH-797804 (CA Index Name: benzamide, 3-[3-bromo-4-[(2,4-difluorophenyl)methoxy]-6-methyl-2-oxo-1(2*H*)-pyridinyl]-*N*,4-dimethyl-), ADX71943, ELI-216 (combination of oxycodone and naltrexone), NT-11624 (CA Index Name: 1*H*-pyrrolo[1,2-*a*]imidazole-2,5(3*H*,6*H*)-dione, dihydro-), diractin, XEN 402 (a voltage-gated Na(V)1.7 sodium channel blocker), CRB 0022 (a monoclonal antibody against nerve growth factor (NGF)), apitoxin, and etoricoxib.

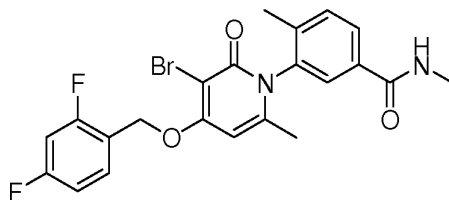
The osteoarthritis agent ABT-102 is *N*-[5-*tert*-butyl-2,3-dihydro-1*H*-inden-1(*R*)-yl]-*N'*-(1*H*-indazol-4-yl)urea, and the chemical structure is:



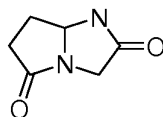
The osteoarthritis agent BEMA buprenorphine has the CA Index Name: 6,14-ethenomorphinan-7-methanol, 17-(cyclopropylmethyl)- α -(1,1-dimethylethyl)-4,5-epoxy-18,19-dihydro-3-hydroxy-6-methoxy- α -methyl-, (α S,5 α ,7 α)- hydrochloride, and the chemical structure is:



The osteoarthritis agent PH-797804 has the CA Index Name: benzamide, 3-[3-bromo-4-[(2,4-difluorophenyl)methoxy]-6-methyl-2-oxo-1(2*H*)-pyridinyl]-*N*,4-dimethyl-, and the chemical structure is:



The osteoarthritis agent NT-11624 has the CA Index Name: 1*H*-pyrrolo[1,2-*a*]imidazole-2,5(3*H*,6*H*)-dione, dihydro-, and the chemical structure is:



In some embodiments, pain is pain associated with cancer.

In some embodiments, the pain is breakthrough pain in cancer patient.

In some embodiments, the individual is already receiving and is tolerant to opioid
5 therapy for the cancer pain.

In some embodiments, the one or more known pharmaceutical agents is chosen from anticancer agents.

In some embodiments, the pain is pain that occurs as an adverse effect of the anticancer agent.

10 In some embodiments, the anticancer agent is paclitaxel.

In some embodiments, the cancer is chosen from prostate cancer, pancreatic cancer, lung cancer, and breast cancer.

In some embodiments, the cancer is chosen from pancreatic cancer, lung cancer, and breast cancer.

15 In some embodiments, the anticancer agent is chosen from acivicin, aclarubicin, acodazole hydrochloride, acronine, adozelesin, aldesleukin, altretamine, ambomycin, ametantrone acetate, aminoglutethimide, amsacrine, anastrozole, anthramycin, asparaginase, asperlin, azacitidine, azetepa, azotomycin, batimastat, benzodepa, bicalutamide, bisantrene hydrochloride, bisnafide dimesylate, bizelesin, bleomycin sulfate, brequinar sodium,
20 bropirimine, busulfan, cactinomycin, calusterone, caracemide, carbetimer, carboplatin, carmustine, carubicin hydrochloride, carzelesin, cedefingol, chlorambucil, cirolemycin, cisplatin, cladribine, crisnatol mesylate, cyclophosphamide, cytarabine, dacarbazine, dactinomycin, daunorubicin hydrochloride, decitabine, dexormaplatin, dezaguanine, dezaguanine mesylate, diaziquone, docetaxel, doxorubicin, doxorubicin hydrochloride,
25 droloxifene, droloxifene citrate, dromostanolone propionate, duazomycin, edatrexate, eflornithine hydrochloride, elsamitrucin, enloplatin, enpromate, epiropidine, epirubicin hydrochloride, erbulozole, esorubicin hydrochloride, estramustine, estramustine phosphate sodium, etanidazole, etoposide, etoposide phosphate, etoprine, fadrozole hydrochloride, fazarabine, fenretinide, floxuridine, fludarabine phosphate, fluorouracil, fluorocitabine,
30 fosquidone, fostriecin sodium, gemcitabine, gemcitabine hydrochloride, hydroxyurea, idarubicin hydrochloride, ifosfamide, ilmofofosine, interleukin II (including recombinant interleukin II or rIL2), interferon alfa-2a, interferon alfa-2b, interferon alfa-n1, interferon alfa-n3, interferon beta-I a, interferon gamma-I b, iproplatin, irinotecan hydrochloride, lanreotide acetate, letrozole, leuprolide acetate, liarozole hydrochloride, lometrexol sodium, lomustine, losoxantrone
35 hydrochloride, masoprocil, maytansine, mechlorethamine hydrochloride, megestrol acetate,

melengestrol acetate, melphalan, menogaril, mercaptopurine, methotrexate, methotrexate sodium, metoprine, meturedapa, mitindomide, mitocarcin, mitocromin, mitogillin, mitomalcin, mitomycin, mitosper, mitotane, mitoxantrone hydrochloride, mycophenolic acid, nocodazole, nogalamycin, ormaplatin, oxisuran, paclitaxel, pegaspargase, peliomycin, pentamustine, 5 peplomycin sulfate, perfosfamide, pipobroman, piposulfan, piroxantrone hydrochloride, plicamycin, plomestane, porfimer sodium, porfiromycin, prednimustine, procarbazine hydrochloride, puromycin, puromycin hydrochloride, pyrazofurin, riboprine, rogletimide, safingol, safingol hydrochloride, semustine, simtrazene, sparfosate sodium, sparsomycin, spiogermanium hydrochloride, spiromustine, spiroplatin, streptonigrin, streptozocin, sulofenur, 10 talisomycin, tecogalan sodium, tegafur, teloxantrone hydrochloride, temoporfin, teniposide, teroxirone, testolactone, thiamiprine, thioguanine, thiotepa, tiazofurin, tirapazamine, toremifene citrate, trestolone acetate, triciribine phosphate, trimetrexate, trimetrexate glucuronate, triptorelin, tubulozole hydrochloride, uracil mustard, uredepa, vapreotide, verteporfin, vinblastine sulfate, vincristine sulfate, vindesine, vindesine sulfate, vinepidine sulfate, 15 vinglycinate sulfate, vinleurosine sulfate, vinorelbine tartrate, vinrosidine sulfate, vinzolidine sulfate, vorozole, zeniplatin, zinostatin, and zorubicin hydrochloride.

In some embodiments, the anticancer agent is chosen from 20-epi-1,25 dihydroxyvitamin D3; 5-ethynyluracil; abiraterone; aclarubicin; acylfulvene; adecypenol; adozelesin; aldesleukin; ALL-TK antagonists; altretamine; ambamustine; amidox; amifostine; 20 aminolevulinic acid; amrubicin; amsacrine; anagrelide; anastrozole; andrographolide; angiogenesis inhibitors; antagonist D; antagonist G; antarelix; anti dorsalizing morphogenetic protein-1; antiandrogen, prostatic carcinoma; antiestrogen; antineoplaston; antisense oligonucleotides; aphidicolin glycinate; apoptosis gene modulators; apoptosis regulators; apurinic acid; ara-CDP-DL-PTBA; arginine deaminase; asulacrine; atamestane; atrimustine; 25 axinastatin 1; axinastatin 2; axinastatin 3; azasetron; azatoxin; azatyrosine; baccatin III derivatives; balanol; batimastat; BCR/ABL antagonists; benzochlorins; benzoylstauroporine; beta lactam derivatives; beta alethine; betaclamycin B; betulinic acid; bFGF inhibitor; bicalutamide; bisantrene; bisaziridinylspermine; bisnafide; bistratene A; bizelesin; breflate; bropirimine; budotitane; buthionine sulfoximine; calcipotriol; calphostin C; camptothecin 30 derivatives; canarypox IL-2; capecitabine; carboxamide-amino-triazole; carboxyamidotriazole; CaRest M3; CARN 700; cartilage derived inhibitor; carzelesin; casein kinase inhibitors (ICOS); castanospermine; cecropin B; cetorelix; chlorins; chloroquinoxaline sulfonamide; cicaprost; cis porphyrin; cladribine; clomifene analogues; clotrimazole; collismycin A; collismycin B; combretastatin A4; combretastatin analogue; conagenin; crambescidin 816; crisnatol; 35 cryptophycin 8; cryptophycin A derivatives; curacin A; cyclopentantraquinones; cycloplatam; cypemycin; cytarabine ocfosfate; cytolytic factor; cytostatin; dacliximab; decitabine; dehydrididemnin B; deslorelin; dexamethasone; dexifosfamide; dexrazoxane; dexverapamil;

diaziqune; didemnin B; didox; diethylnorspermine; dihydro-5-azacytidine; dihydrotaxol; 9-
 dioxamycin; diphenyl spiromustine; docetaxel; docosanol; dolasetron; doxifluridine;
 droloxifene; dronabinol; duocarmycin SA; ebselen; ecomustine; edelfosine; edrecolomab;
 eflornithine; elemene; emitefur; epirubicin; epristeride; estramustine analogue; estrogen
 5 agonists; estrogen antagonists; etanidazole; etoposide phosphate; exemestane; fadrozole;
 fazarabine; fenretinide; filgrastim; finasteride; flavopiridol; flezelastine; fluasterone;
 fludarabine; fluorodaunorubicin hydrochloride; forfenimex; formestane; fostriecin; fotemustine;
 gadolinium texaphyrin; gallium nitrate; galocitabine; ganirelix; gelatinase inhibitors;
 gemcitabine; glutathione inhibitors; hepsulfam; heregulin; hexamethylene bisacetamide;
 10 hypericin; ibandronic acid; idarubicin; idoxifene; idramantone; ilmofosine; ilomastat;
 imidazoacridones; imiquimod; immunostimulant peptides; insulin-like growth factor-1 receptor
 inhibitor; interferon agonists; interferons; interleukins; iobenguane; iododoxorubicin; 4-
 ipomeanol; iroplact; irsogladine; isobengazole; isohomohalicondrin B; itasetron; jasplakinolide;
 kahalalide F; lamellarin-N triacetate; lanreotide; leinamycin; lenograstim; lentinan sulfate;
 15 leptolstatin; letrozole; leukemia inhibiting factor; leukocyte alpha interferon;
 leuprolide+estrogen+progesterone; leuprorelin; levamisole; liarozole; linear polyamine
 analogue; lipophilic disaccharide peptide; lipophilic platinum compounds; lissoclinamide 7;
 lobaplatin; lombricine; lometrexol; lonidamine; losoxantrone; lovastatin; loxoribine; lurtotecan;
 lutetium texaphyrin; lysofylline; lytic peptides; maitansine; mannostatin A; marimastat;
 20 masoprocol; maspin; matrilysin inhibitors; matrix metalloproteinase inhibitors; menogaril;
 merbarone; meterelin; methioninase; metoclopramide; MIF inhibitor; mifepristone; miltefosine;
 mirimostim; mismatched double stranded RNA; mitoguazone; mitolactol; mitomycin analogues;
 mitonafide; mitotoxin fibroblast growth factor saporin; mitoxantrone; mofarotene;
 molgramostim; monoclonal antibody, human chorionic gonadotrophin; monophosphoryl lipid
 25 A+myobacterium cell wall sk; mopidamol; multiple drug resistance gene inhibitor; multiple
 tumor suppressor-1 based therapy; mustard anticancer agent; mycaperoxide B; mycobacterial
 cell wall extract; myriaporone; N-acetyldinaline; N-substituted benzamides; nafarelin; nagrestip;
 naloxone+pentazocine; napavin; naphterpin; nartograstim; nedaplatin; nemorubicin; neridronic
 acid; neutral endopeptidase; nilutamide; nisamycin; nitric oxide modulators; nitroxide
 30 antioxidant; nitrullyn; O6-benzylguanine; octreotide; okicenone; oligonucleotides; onapristone;
 ondansetron; ondansetron; oracin; oral cytokine inducer; ormaplatin; osaterone; oxaliplatin;
 oxaunomycin; paclitaxel; paclitaxel analogues; paclitaxel derivatives; palauamine;
 palmitoylrhizoxin; pamidronic acid; panaxytriol; panomifene; parabactin; pazelliptine;
 pegaspargase; peldesine; pentosan polysulfate sodium; pentostatin; pentrozole; perflubron;
 35 perfosfamide; perillyl alcohol; phenazinomycin; phenylacetate; phosphatase inhibitors;
 picibanil; pilocarpine hydrochloride; pirarubicin; piritrexim; placetin A; placetin B; plasminogen
 activator inhibitor; platinum complex; platinum compounds; platinum-triamine complex;

porfimer sodium; porfiromycin; prednisone; propyl bis-acridone; prostaglandin J2; proteasome inhibitors; protein A-based immune modulator; protein kinase C inhibitor; protein kinase C inhibitors, microalgal; protein tyrosine phosphatase inhibitors; purine nucleoside phosphorylase inhibitors; purpurins; pyrazoloacridine; pyridoxylated hemoglobin polyoxyethylene conjugate; 5 raf antagonists; raltitrexed; ramosetron; ras farnesyl protein transferase inhibitors; ras inhibitors; ras-GAP inhibitor; retelliptine demethylated; rhenium Re 186 etidronate; rhizoxin; ribozymes; RII retinamide; rogletimide; rohitukine; romurtide; roquinimex; rubiginone B1; ruboxyl; safingol; saintopin; SarCNU; sarcophytol A; sargramostim; Sdi 1 mimetics; semustine; senescence derived inhibitor 1; sense oligonucleotides; signal transduction inhibitors; signal 10 transduction modulators; single chain antigen binding protein; sizofuran; sobuzoxane; sodium borocaptate; sodium phenylacetate; solverol; somatomedin binding protein; sonermin; sparfosic acid; spicamycin D; spiromustine; splenopentin; spongistatin 1; squalamine; stem cell inhibitor; stem cell division inhibitors; stipiamide; stromelysin inhibitors; sulfinosine; superactive vasoactive intestinal peptide antagonist; suradista; suramin; swainsonine; synthetic 15 glycosaminoglycans; tallimustine; tamoxifen methiodide; tauromustine; tazarotene; tecogalan sodium; tegafur; tellurapyrylium; telomerase inhibitors; temoporfin; temozolomide; teniposide; tetrachlorodecaoxide; tetrazomine; thaliblastine; thiocoraline; thrombopoietin; thrombopoietin mimetic; thymalfasin; thymopoietin receptor agonist; thymotrinan; thyroid stimulating hormone; tin ethyl etiopurpurin; tirapazamine; titanocene bichloride; topsentin; toremifene; totipotent stem 20 cell factor; translation inhibitors; tretinoin; triacetyluridine; triciribine; trimetrexate; triptorelin; tropisetron; turosteride; tyrosine kinase inhibitors; tyrphostins; UBC inhibitors; ubenimex; urogenital sinus derived growth inhibitory factor; urokinase receptor antagonists; vaporeotide; variolin B; vector system, erythrocyte gene therapy; velaresol; veramine; verdins; verteporfin; vinorelbine; vinxaltine; vitaxin; vorozole; zanoterone; zeniplatin; zilascorb; and zinostatin 25 stimalamer.

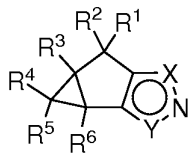
In some embodiments, the anticancer agent is chosen from eribulin mesylate, cabazitaxel, sipuleucel-T, degarelix, raloxifene, topotecan hydrochloride, ixabepilone, lapatinib, erlotinib, gefitinib, abarelix, leuprolide acetate, fulvestrant, letrozole, triptorelin pamoate, herceptin, nolvadex, photofrin, xeloda, letrozole, anastrozole, flutamide, gemcitabine HCl, 30 docetaxel, goserelin acetate, bevacizumab, celecoxib, cetuximab, denosumab, ibandronic acid, thyrotropin alfa, trabectedin, and Pemetrexed.

Other pharmaceutical agents are well known, or will be readily apparent in light of the instant disclosure, to one of ordinary skill in the art.

It is understood that the scope of combination-therapy of the compound of Formula **Ia** 35 or a pharmaceutically acceptable salt, solvate, and hydrate thereof described herein with other pharmaceutical agents is not limited to those listed herein but includes in principle any

combination with any pharmaceutical agent or pharmaceutical composition useful for the treatment of diseases, conditions or disorders that are linked to pain.

Provided are certain compounds as shown in Formula **Ia** and pharmaceutically acceptable salts, solvates, hydrates, and/or *N*-oxides thereof:



Ia

5

wherein:

R^1 , R^2 , R^3 , R^4 , R^5 , and R^6 are each independently selected from: H and C_1 - C_6 alkyl;

X is NR^7 and Y is $CC(O)N(R^8)R^9$; or

X is $CC(O)N(R^8)R^9$ and Y is NR^7 ;

10

R^7 is $-R^{10}-R^{11}-R^{12}-R^{13}$; wherein:

R^{10} is selected from: C_1 - C_6 alkylene, heteroarylene, and heterocyclylene; or R^{10} is absent;

R^{11} is selected from: $-C(O)NH-$ and C_1 - C_6 alkylene; or R^{11} is absent;

R^{12} is C_1 - C_6 alkylene; or R^{12} is absent; and

15

R^{13} is selected from: C_1 - C_6 alkyl, aryl, C_3 - C_7 cycloalkyl, heteroaryl, heterocyclyl, and hydroxyl; wherein said C_1 - C_6 alkyl, aryl, and heteroaryl are each optionally substituted with one or two substituents selected from: C_1 - C_6 alkoxy, C_1 - C_6 alkyl, C_1 - C_6 alkylamino, C_1 - C_6 alkylsulfonyl, amino, C_3 - C_7 cycloalkyl, cyano, C_2 - C_8 dialkylamino, C_1 - C_6 haloalkyl, halogen, and hydroxyl;

20

R^8 is $-R^{14}-R^{15}-R^{16}-R^{17}$; wherein:

R^{14} is selected from: C_1 - C_6 alkylene, C_3 - C_7 cycloalkenylene, C_3 - C_7 cycloalkylene, heteroarylene, and heterocyclylene; wherein said C_1 - C_6 alkylene and heterocyclylene are each optionally substituted with one or more substituents selected from: C_1 - C_6 alkoxycarbonyl, C_1 - C_6 alkyl, C_3 - C_7 cycloalkyl, aryl, carboxy, heteroaryl, heterocyclyl, and hydroxyl; wherein said C_1 - C_6 alkyl and aryl are optionally substituted with one substituent selected from: C_1 - C_6 alkoxy, aryl, halogen, heteroaryl, and hydroxyl; or R^{14} is absent;

25

R^{15} is selected from: $-C(O)NH-$, $-C(O)-$, $-C(O)O-$, C_1 - C_6 alkylene, C_3 - C_7 cycloalkylene, heteroarylene, and heterocyclylene; wherein said heterocyclylene is optionally substituted with C_1 - C_6 alkyl; or R^{15} is absent;

30

R^{16} is C_1 - C_6 alkylene; or R^{16} is absent; and

R^{17} is selected from: H, C_1 - C_6 alkoxy, C_1 - C_6 alkyl, C_1 - C_6 alkylamino, C_1 - C_6 alkylcarboxamide, C_2 - C_6 alkynyl, ureyl, amino, aryl, arylamino, arylcarbonyl, aryloxy, carbo- C_1 - C_6 -alkoxy, carboxamide, carboxy, cyano, C_3 - C_7 cycloalkyl, C_5 - C_{11} bicycloalkyl, C_3 - C_7

cycloalkylamino, C₂-C₈ dialkylamino, C₂-C₈ dialkylsulfonamide, C₁-C₆ haloalkyl, heteroaryl, heteroaryloxy, heterobicycyl, heterocyclyl, hydroxyl, and phosphonooxy; wherein said C₁-C₆ alkylamino, amino, aryl, arylamino, aryloxy, C₅-C₁₁ bicycloalkyl, C₃-C₇ cycloalkyl, C₃-C₇ cycloalkylamino, heteroaryl, heterobicycyl, heterocyclyl, and ureyl are each optionally substituted with one or more substituents selected from: C₁-C₆ alkoxy, C₁-C₆ alkoxycarbonyl, C₁-C₆ alkyl, C₁-C₆ alkylsulfonyl, amino, aryl, carboxy, cyano, C₃-C₇ cycloalkyl, C₂-C₈ dialkylamino, C₁-C₆ haloalkoxy, C₁-C₆ haloalkyl, halogen, heteroaryl, heterocyclyl, and hydroxyl; and

R⁹ is selected from H, C₁-C₆ alkyl, and C₃-C₇ cycloalkyl; or
R⁸ and R⁹ together with the nitrogen atom to which they are both bonded form a group selected from: heterocyclyl and heterobicycyl, each optionally substituted with one or more substituents selected from: Carbo-C₁-C₆-alkoxy, C₁-C₆ alkoxy, C₁-C₆ alkyl, aryl, carbo-C₁-C₆-alkoxy, C₁-C₆ haloalkyl, halogen, heteroaryl, heteroaryloxy, heterocyclyl, and hydroxyl; wherein said aryl, C₁-C₆ alkyl, and heteroaryl are optionally substituted with one substituent selected from: C₃-C₇ cycloalkyl, C₁-C₆ alkoxy, halogen, and hydroxyl.

It is appreciated that certain features of the invention, which are, for clarity, described in the context of separate embodiments, may also be provided in combination in a single embodiment. Conversely, various features of the invention, which are, for brevity, described in the context of a single embodiment, may also be provided separately or in any suitable subcombination. All combinations of the embodiments pertaining to the chemical groups represented by the variables (*e.g.*, R¹, R², R³, R⁴, R⁵, R⁶, R⁷, R⁸, R⁹, R¹⁰, R¹¹, R¹², R¹³, R¹⁴, R¹⁵, R¹⁶, R¹⁷, X, and Y) contained within the generic chemical formulae described herein, for example, **Ia** and **Ie**, *etc.*, are specifically embraced by the present invention just as if each and every combination was individually explicitly recited, to the extent that such combinations embrace compounds that result in stable compounds (*i.e.*, compounds that can be isolated, characterized and tested for biological activity). In addition, all subcombinations of the chemical groups listed in the embodiments describing such variables, as well as all subcombinations of uses and medical indications described herein, are also specifically embraced by the present invention just as if each and every subcombination of chemical groups and subcombination of uses and medical indications was individually and explicitly recited, to the extent that such combinations embrace compounds that result in stable compounds (*i.e.*, compounds that can be isolated, characterized and tested for biological activity). In addition, all subcombinations of the chemical groups listed in the embodiments describing such variables, as well as all subcombinations of uses and medical indications described herein, are also specifically embraced by the present invention just as if each and every subcombination of chemical groups and subcombination of uses and medical indications was individually and explicitly recited herein. In addition, some embodiments include every combination of the one or more known

pharmaceutical agents either specifically disclosed herein or specifically disclosed in any reference recited herein just as if each and every combination was individually and explicitly recited. Still further, some embodiments of the present invention include every combination of one or more embodiments pertaining to the chemical groups represented by the variables and generic chemical formulae as described herein or every combination of one or more compounds of Formula (Ia) together/in combination with every combination of the one or more known pharmaceutical agents either specifically disclosed herein or specifically disclosed in any reference recited herein just as if each and every combination was individually and explicitly recited.

As used herein, "substituted" indicates that at least one hydrogen atom of the chemical group is replaced by a non-hydrogen substituent or group, the non-hydrogen substituent or group can be monovalent or divalent. When the substituent or group is divalent, then it is understood that this group is further substituted with another substituent or group. When a chemical group herein is "substituted" it may have up to the full valance of substitution; for example, a methyl group can be substituted by 1, 2, or 3 substituents, a methylene group can be substituted by 1 or 2 substituents, a phenyl group can be substituted by 1, 2, 3, 4, or 5 substituents, a naphthyl group can be substituted by 1, 2, 3, 4, 5, 6, or 7 substituents, and the like. Likewise, "substituted with one or more substituents" refers to the substitution of a group with one substituent up to the total number of substituents physically allowed by the group. Further, when a group is substituted with more than one group they can be identical or they can be different.

Compounds described herein can also include tautomeric forms, such as keto-enol tautomers and the like. Tautomeric forms can be in equilibrium or sterically locked into one form by appropriate substitution. It is understood that the various tautomeric forms are within the scope of the compounds described herein.

The present disclosure includes all isotopes of atoms occurring in the present compounds, salts and crystalline forms thereof. Compounds described herein can also include all isotopes of atoms occurring in the intermediates and/or final compounds. Isotopes include those atoms having the same atomic number but different mass numbers. By way of general example, and without limitation, isotopes of hydrogen include ^2H (deuterium) and ^3H (tritium). Isotopes of carbon include ^{13}C and ^{14}C .

It is understood and appreciated that compounds of Formula **Ia** and formulae related thereto may have one or more chiral centers and therefore can exist as enantiomers and/or diastereoisomers. The invention is understood to extend to and embrace all such enantiomers, diastereoisomers and mixtures thereof, including but not limited to racemates. It is understood that compounds of Formula **Ia** and formulae used throughout this disclosure are intended to represent all individual enantiomers and mixtures thereof, unless stated or shown otherwise.

The Group R¹:

- In some embodiments, R¹ is selected from: H and C₁-C₆ alkyl.
- In some embodiments, R¹ is H.
- In some embodiments, R¹ is C₁-C₆ alkyl.
- 5 In some embodiments, R¹ is methyl.
- In some embodiments, R¹ is isopropyl.

The Group R²:

- In some embodiments, R² is selected from: H and C₁-C₆ alkyl.
- In some embodiments, R² is H.
- 10 In some embodiments, R² is C₁-C₆ alkyl.
- In some embodiments, R² is methyl.
- In some embodiments, R² is isopropyl.

The Group R³:

- In some embodiments, R³ is selected from: H and C₁-C₆ alkyl.
- 15 In some embodiments, R³ is H.
- In some embodiments, R³ is C₁-C₆ alkyl.
- In some embodiments, R³ is methyl.
- In some embodiments, R³ is isopropyl.

The Group R⁴:

- 20 In some embodiments, R⁴ is selected from: H and C₁-C₆ alkyl.
- In some embodiments, R⁴ is H.
- In some embodiments, R⁴ is C₁-C₆ alkyl.
- In some embodiments, R⁴ is methyl.
- In some embodiments, R⁴ is isopropyl.

The Group R⁵:

- 25 In some embodiments, R⁵ is selected from: H and C₁-C₆ alkyl.
- In some embodiments, R⁵ is H.
- In some embodiments, R⁵ is C₁-C₆ alkyl.
- In some embodiments, R⁵ is methyl.
- 30 In some embodiments, R⁵ is isopropyl.

The Group R⁶:

- In some embodiments, R⁶ is selected from: H and C₁-C₆ alkyl.
- In some embodiments, R⁶ is H.
- In some embodiments, R⁶ is C₁-C₆ alkyl.
- 35 In some embodiments, R⁶ is methyl.
- In some embodiments, R⁶ is isopropyl.

The Group X:

In some embodiments, X is NR^7 ; wherein R^7 is $-\text{R}^{10}-\text{R}^{11}-\text{R}^{12}-\text{R}^{13}$

In some embodiments, X is CCONR^8R^9 .

In some embodiments, X is $\text{CC}(\text{O})\text{NHR}^8$.

The Group Y:

5 In some embodiments, Y is NR^7 ; wherein R^7 is $-\text{R}^{10}-\text{R}^{11}-\text{R}^{12}-\text{R}^{13}$

In some embodiments, Y is CCONR^8R^9 .

In some embodiments, Y is $\text{CC}(\text{O})\text{NHR}^8$.

The Group R^7 :

In some embodiments, R^7 is $-\text{R}^{10}-\text{R}^{11}-\text{R}^{12}-\text{R}^{13}$, or an *N*-oxide thereof.

10 In some embodiments, R^7 is $-\text{R}^{10}-\text{R}^{11}-\text{R}^{12}-\text{R}^{13}$.

In some embodiments, R^7 is selected from: aryl and heteroaryl; wherein said aryl and heteroaryl are each optionally substituted with one or two substituents selected from: cyano and halogen.

15 In some embodiments, R^7 is selected from: aryl and heteroaryl; wherein said aryl and heteroaryl are each optionally substituted with one or two substituents selected from: fluoro, chloro, and cyano.

In some embodiments, R^7 is selected from: 2,4-difluoro-phenyl, 2,4-dichloro-phenyl, 5-chloro-pyridin-2-yl, 5-cyano-pyrazin-2-yl, pyrazin-2-yl, 5-fluoro-pyridin-2-yl, 4-chloro-pyridin-2-yl, 4-fluoro-pyridin-2-yl, 4-cyano-pyridin-2-yl, and 4-oxy-pyrazin-2-yl.

20 In some embodiments, R^7 is selected from: 2,4-difluoro-phenyl, 2,4-dichloro-phenyl, 5-chloro-pyridin-2-yl, 5-cyano-pyrazin-2-yl, pyrazin-2-yl, 5-fluoro-pyridin-2-yl, 4-chloro-pyridin-2-yl, 4-fluoro-pyridin-2-yl, 4-cyano-pyridin-2-yl, and 4-oxy-pyrazin-2-yl.

25 In some embodiments, R^7 is selected from: 2,4-difluoro-phenyl, 5-bromo-pyridin-2-yl, 4-cyano-phenyl, pyridin-3-yl, pyridin-2-yl, 5-thiazol-2-yl-pyridin-2-yl, 5-trifluoromethyl-pyridin-2-yl, 5-*o*-tolyl-pyridin-2-yl, 5-dimethylamino-pyrazin-2-yl, 2,4-dichloro-phenyl, 5-isopropyl-pyridin-2-yl, 5-methyl-pyridin-2-yl, 5-(4-methoxy-phenyl)-pyridin-2-yl, 2-fluoro-4-methanesulfonyl-phenyl, 2-fluoro-phenyl, 5-chloro-pyridin-2-yl, 5-bromo-pyridin-3-yl, *tert*-butyl, 2-methoxy-pyridin-4-yl, 2,2-dimethyl-propyl, tetrahydro-pyran-4-ylmethyl, phenyl, 4-trifluoromethyl-pyridin-2-yl, 6-chloro-pyrazin-2-yl, 1-oxo-hexahydro-1⁴-thiopyran-4-yl, 5-morpholin-4-yl-pyridin-2-yl, 6-bromo-pyridin-3-yl, 5-methoxy-pyridin-2-yl, 5,6-difluoro-pyridin-3-yl, 6-methoxy-pyridazin-3-yl, 2-chloro-pyridin-4-yl, 5-cyclopropyl-pyrazin-2-yl, 1,1-dioxo-tetrahydro-1^λ⁶-thiophen-3-yl, 1-benzyl-piperidin-4-yl, 6-cyano-pyrazin-2-yl, 2-hydroxy-2-methyl-propyl, 4-fluoro-phenyl, 5-ethyl-pyridin-2-yl, isopropyl, 5-phenyl-pyridin-2-yl, pyridin-4-yl, 2,5-difluoro-phenyl, 3-fluoro-phenyl, pyrimidin-4-yl, 2-(tetrahydro-pyran-4-yl)-ethyl, 3,5-difluoro-pyridin-2-yl, pyrazin-2-yl, tetrahydro-thiopyran-4-yl, 5-*p*-tolyl-pyridin-2-yl, 4-methoxy-phenyl, 2-morpholin-4-yl-ethyl, 5-cyano-pyridin-2-yl, 5-cyano-pyrazin-2-yl, 6'-methyl-[3,3']bipyridinyl-6-yl, 6-chloro-pyridazin-3-yl, 5-fluoro-pyridin-2-yl, 5-ethyl-pyrazin-2-

yl, 6-methoxy-pyrazin-2-yl, 5-dimethylamino-pyridin-2-yl, 1-(4-fluoro-phenyl)-1-methyl-ethyl,
 5-pyrimidin-5-yl-pyridin-2-yl, 4-methyl-pyridin-2-yl, 5-methoxy-pyrazin-2-yl, 5-propyl-
 pyridin-2-yl, 6-chloro-pyridin-3-yl, 5-*m*-tolyl-pyridin-2-yl, 5-hydroxy-pyrazin-2-yl,
 cyclopropyl-pyridin-2-yl, 2,6-difluoro-phenyl, 3-fluoro-pyridin-4-yl, 5-isopropyl-pyrazin-2-yl,
 5-bromo-pyrazin-2-yl, 5-cyclopentyl-pyridin-2-yl, *o*-tolyl, 4-fluoro-benzyl, 3-methyl-pyridin-2-
 yl, 6-methyl-4-trifluoromethyl-pyridin-2-yl, 6-dimethylamino-pyrazin-2-yl, 1,1-dioxo-
 hexahydro-1 λ^6 -thiopyran-4-yl, 5-(4-fluoro-phenyl)-pyridin-2-yl, 5-cyclopropyl-pyridin-2-yl, 6-
 ethyl-pyrazin-2-yl, 5-methylamino-pyrazin-2-yl, 5-methyl-pyrazin-2-yl, 3-fluoro-pyridin-2-yl,
 5-cyclobutyl-pyrazin-2-yl, 5-ethoxy-pyrazin-2-yl, 5-trifluoromethyl-pyrazin-2-yl, 5-cyano-
 pyridin-3-yl, 5-cyclopropylmethyl-pyrazin-2-yl, 5-pentafluoroethyl-pyrazin-2-yl, 5-
 heptafluoropropyl-pyrazin-2-yl, 5-chloro-4-methyl-pyridin-2-yl, 5-chloro-4-trifluoromethyl-
 pyridin-2-yl, 4-bromo-pyridin-2-yl, 4-chloro-pyridin-2-yl, 4-fluoro-pyridin-2-yl, 4-oxy-pyrazin-
 2-yl, 4-cyclopropyl-pyridin-2-yl, 4-cyano-pyridin-2-yl, 4-methanesulfonyl-pyridin-2-yl, 4-
 methoxy-pyridin-2-yl, piperidin-4-yl, tetrahydro-pyran-4-yl, 3-methyl-1,1-dioxo-tetrahydro-1 λ^6 -
 thiophen-3-yl, 5-chloro-3-fluoro-pyridin-2-yl, 3-fluoro-5-methoxy-pyridin-2-yl, 2-chloro-4-
 fluoro-phenyl, 6-fluoro-pyridin-3-yl, 6-cyano-pyridin-3-yl, 3-hydroxy-3-methyl-butyl, 4-iodo-
 pyridin-2-yl, 1-oxy-pyridin-3-yl, 4-*tert*-butylcarbamoyl-pyridin-2-yl, and 4-hydroxy-pyridin-2-
 yl.

In some embodiments, R⁷ is selected from: 2,4-difluoro-phenyl, 5-bromo-pyridin-2-yl,
 4-cyano-phenyl, pyridin-3-yl, pyridin-2-yl, 5-thiazol-2-yl-pyridin-2-yl, 5-trifluoromethyl-
 pyridin-2-yl, 5-*o*-tolyl-pyridin-2-yl, 5-dimethylamino-pyrazin-2-yl, 2,4-dichloro-phenyl, 5-
 isopropyl-pyridin-2-yl, 5-methyl-pyridin-2-yl, 5-(4-methoxy-phenyl)-pyridin-2-yl, 2-fluoro-4-
 methanesulfonyl-phenyl, 2-fluoro-phenyl, 5-chloro-pyridin-2-yl, 5-bromo-pyridin-3-yl, *tert*-
 butyl, 2-methoxy-pyridin-4-yl, 2,2-dimethyl-propyl, tetrahydro-pyran-4-ylmethyl, phenyl, 4-
 trifluoromethyl-pyridin-2-yl, 6-chloro-pyrazin-2-yl, 1-oxo-hexahydro-1⁴-thiopyran-4-yl, 5-
 morpholin-4-yl-pyridin-2-yl, 6-bromo-pyridin-3-yl, 5-methoxy-pyridin-2-yl, 5,6-difluoro-
 pyridin-3-yl, 6-methoxy-pyridazin-3-yl, 2-chloro-pyridin-4-yl, 5-cyclopropyl-pyrazin-2-yl, 1,1-
 dioxo-tetrahydro-1 λ^6 -thiophen-3-yl, 1-benzyl-piperidin-4-yl, 6-cyano-pyrazin-2-yl, 2-hydroxy-
 2-methyl-propyl, 4-fluoro-phenyl, 5-ethyl-pyridin-2-yl, isopropyl, 5-phenyl-pyridin-2-yl,
 pyridin-4-yl, 2,5-difluoro-phenyl, 3-fluoro-phenyl, pyrimidin-4-yl, 2-(tetrahydro-pyran-4-yl)-
 ethyl, 3,5-difluoro-pyridin-2-yl, pyrazin-2-yl, tetrahydro-thiopyran-4-yl, 5-*p*-tolyl-pyridin-2-yl,
 4-methoxy-phenyl, 2-morpholin-4-yl-ethyl, 5-cyano-pyridin-2-yl, 5-cyano-pyrazin-2-yl, 6'-
 methyl-[3,3']bipyridinyl-6-yl, 6-chloro-pyridazin-3-yl, 5-fluoro-pyridin-2-yl, 5-ethyl-pyrazin-2-
 yl, 6-methoxy-pyrazin-2-yl, 5-dimethylamino-pyridin-2-yl, 1-(4-fluoro-phenyl)-1-methyl-ethyl,
 5-pyrimidin-5-yl-pyridin-2-yl, 4-methyl-pyridin-2-yl, 5-methoxy-pyrazin-2-yl, 5-propyl-
 pyridin-2-yl, 6-chloro-pyridin-3-yl, 5-*m*-tolyl-pyridin-2-yl, 5-hydroxy-pyrazin-2-yl,
 cyclopropyl-pyridin-2-yl, 2,6-difluoro-phenyl, 3-fluoro-pyridin-4-yl, 5-isopropyl-pyrazin-2-yl,

5-bromo-pyrazin-2-yl, 5-cyclopentyl-pyridin-2-yl, *o*-tolyl, 4-fluoro-benzyl, 3-methyl-pyridin-2-yl, 6-methyl-4-trifluoromethyl-pyridin-2-yl, 6-dimethylamino-pyrazin-2-yl, 1,1-dioxo-hexahydro-1 λ ⁶-thiopyran-4-yl, 5-(4-fluoro-phenyl)-pyridin-2-yl, 5-cyclopropyl-pyridin-2-yl, 6-ethyl-pyrazin-2-yl, 5-methylamino-pyrazin-2-yl, 5-methyl-pyrazin-2-yl, 3-fluoro-pyridin-2-yl, 5-cyclobutyl-pyrazin-2-yl, 5-ethoxy-pyrazin-2-yl, 5-trifluoromethyl-pyrazin-2-yl, 5-cyano-pyridin-3-yl, 5-cyclopropylmethyl-pyrazin-2-yl, 5-pentafluoroethyl-pyrazin-2-yl, 5-heptafluoropropyl-pyrazin-2-yl, 5-chloro-4-methyl-pyridin-2-yl, 5-chloro-4-trifluoromethyl-pyridin-2-yl, 4-bromo-pyridin-2-yl, 4-chloro-pyridin-2-yl, 4-fluoro-pyridin-2-yl, 4-oxy-pyrazin-2-yl, 4-cyclopropyl-pyridin-2-yl, 4-cyano-pyridin-2-yl, 4-methanesulfonyl-pyridin-2-yl, 4-methoxy-pyridin-2-yl, and piperidin-4-yl.

In some embodiments, R⁷ is 2,4-difluoro-phenyl. In some embodiments, R⁷ is 5-bromo-pyridin-2-yl. In some embodiments, R⁷ is 4-cyano-phenyl. In some embodiments, R⁷ is pyridin-3-yl. In some embodiments, R⁷ is pyridin-2-yl. In some embodiments, R⁷ is 5-thiazol-2-yl-pyridin-2-yl. In some embodiments, R⁷ is 5-trifluoromethyl-pyridin-2-yl. In some embodiments, R⁷ is 5-*o*-tolyl-pyridin-2-yl. In some embodiments, R⁷ is 5-dimethylamino-pyrazin-2-yl. In some embodiments, R⁷ is 2,4-dichloro-phenyl. In some embodiments, R⁷ is 5-isopropyl-pyridin-2-yl. In some embodiments, R⁷ is 5-methyl-pyridin-2-yl. In some embodiments, R⁷ is 5-(4-methoxy-phenyl)-pyridin-2-yl. In some embodiments, R⁷ is 2-fluoro-4-methanesulfonyl-phenyl. In some embodiments, R⁷ is 2-fluoro-phenyl. In some embodiments, R⁷ is 5-chloro-pyridin-2-yl. In some embodiments, R⁷ is 5-bromo-pyridin-3-yl. In some embodiments, R⁷ is *tert*-butyl. In some embodiments, R⁷ is 2-methoxy-pyridin-4-yl. In some embodiments, R⁷ is 2,2-dimethyl-propyl. In some embodiments, R⁷ is tetrahydro-pyran-4-ylmethyl. In some embodiments, R⁷ is phenyl. In some embodiments, R⁷ is 4-trifluoromethyl-pyridin-2-yl. In some embodiments, R⁷ is 6-chloro-pyrazin-2-yl. In some embodiments, R⁷ is 1-oxo-hexahydro-1 λ ⁴-thiopyran-4-yl. In some embodiments, R⁷ is 5-morpholin-4-yl-pyridin-2-yl. In some embodiments, R⁷ is 6-bromo-pyridin-3-yl. In some embodiments, R⁷ is 5-methoxy-pyridin-2-yl. In some embodiments, R⁷ is 5,6-difluoro-pyridin-3-yl. In some embodiments, R⁷ is 6-methoxy-pyridazin-3-yl. In some embodiments, R⁷ is 2-chloro-pyridin-4-yl. In some embodiments, R⁷ is 5-cyclopropyl-pyrazin-2-yl. In some embodiments, R⁷ is 1,1-dioxo-tetrahydro-1 λ ⁶-thiophen-3-yl. In some embodiments, R⁷ is 1-benzyl-piperidin-4-yl. In some embodiments, R⁷ is 6-cyano-pyrazin-2-yl. In some embodiments, R⁷ is 2-hydroxy-2-methyl-propyl. In some embodiments, R⁷ is 4-fluoro-phenyl. In some embodiments, R⁷ is 5-ethyl-pyridin-2-yl. In some embodiments, R⁷ is isopropyl. In some embodiments, R⁷ is 5-phenyl-pyridin-2-yl. In some embodiments, R⁷ is pyridin-4-yl. In some embodiments, R⁷ is 2,5-difluoro-phenyl. In some embodiments, R⁷ is 3-fluoro-phenyl. In some embodiments, R⁷ is pyrimidin-4-yl. In some embodiments, R⁷ is 2-(tetrahydro-pyran-4-yl)-ethyl. In some embodiments, R⁷ is 3,5-difluoro-pyridin-2-yl. In some embodiments, R⁷ is pyrazin-2-yl. In some embodiments, R⁷ is tetrahydro-thiopyran-4-yl. In some embodiments, R⁷ is 5-*p*-tolyl-

pyridin-2-yl. In some embodiments, R⁷ is 4-methoxy-phenyl. In some embodiments, R⁷ is 2-morpholin-4-yl-ethyl. In some embodiments, R⁷ is 5-cyano-pyridin-2-yl. In some embodiments, R⁷ is 5-cyano-pyrazin-2-yl. In some embodiments, R⁷ is 6'-methyl-[3,3']bipyridinyl-6-yl. In some embodiments, R⁷ is 6-chloro-pyridazin-3-yl. In some embodiments, R⁷ is 5-fluoro-pyridin-2-yl. In some embodiments, R⁷ is 5-ethyl-pyrazin-2-yl. In some embodiments, R⁷ is 6-methoxy-pyrazin-2-yl. In some embodiments, R⁷ is 5-dimethylamino-pyridin-2-yl. In some embodiments, R⁷ is 1-(4-fluoro-phenyl)-1-methyl-ethyl. In some embodiments, R⁷ is 5-pyrimidin-5-yl-pyridin-2-yl. In some embodiments, R⁷ is 4-methyl-pyridin-2-yl. In some embodiments, R⁷ is 5-methoxy-pyrazin-2-yl. In some embodiments, R⁷ is 5-propyl-pyridin-2-yl. In some
10 embodiments, R⁷ is 5-*m*-tolyl-pyridin-2-yl. In some embodiments, R⁷ is 5-hydroxy-pyrazin-2-yl. In some embodiments, R⁷ is cyclopropyl-pyridin-2-yl. In some embodiments, R⁷ is 2,6-difluoro-phenyl. In some embodiments, R⁷ is 3-fluoro-pyridin-4-yl. In some embodiments, R⁷ is 5-isopropyl-pyrazin-2-yl. In some embodiments, R⁷ is 5-bromo-pyrazin-2-yl. In some
15 embodiments, R⁷ is 5-cyclopentyl-pyridin-2-yl. In some embodiments, R⁷ is *o*-tolyl. In some
embodiments, R⁷ is 4-fluoro-benzyl. In some embodiments, R⁷ is 3-methyl-pyridin-2-yl. In
some embodiments, R⁷ is 6-methyl-4-trifluoromethyl-pyridin-2-yl. In some embodiments, R⁷ is
6-dimethylamino-pyrazin-2-yl. In some embodiments, R⁷ is 1,1-dioxo-hexahydro-1λ⁶-thiopyran-
4-yl. In some embodiments, R⁷ is 5-(4-fluoro-phenyl)-pyridin-2-yl. In some embodiments, R⁷ is
5-cyclopropyl-pyridin-2-yl. In some embodiments, R⁷ is 6-ethyl-pyrazin-2-yl. In some
20 embodiments, R⁷ is 5-methylamino-pyrazin-2-yl. In some embodiments, R⁷ is dichloro-phenyl. In some
embodiments, R⁷ is 5-methyl-pyrazin-2-yl. In some embodiments, R⁷ is 3-fluoro-
pyridin-2-yl. In some embodiments, R⁷ is 5-cyclobutyl-pyrazin-2-yl. In some embodiments, R⁷
is 5-ethoxy-pyrazin-2-yl. In some embodiments, R⁷ is 5-trifluoromethyl-pyrazin-2-yl. In some
embodiments, R⁷ is 5-cyano-pyridin-3-yl. In some embodiments, R⁷ is 5-cyclopropylmethyl-
25 pyrazin-2-yl. In some embodiments, R⁷ is 5-pentafluoroethyl-pyrazin-2-yl. In some
embodiments, R⁷ is 5-heptafluoropropyl-pyrazin-2-yl. In some embodiments, R⁷ is 5-chloro-4-
methyl-pyridin-2-yl. In some embodiments, R⁷ is 5-chloro-4-trifluoromethyl-pyridin-2-yl. In
some embodiments, R⁷ is 4-bromo-pyridin-2-yl. In some embodiments, R⁷ is 4-chloro-pyridin-
2-yl. In some embodiments, R⁷ is 4-fluoro-pyridin-2-yl. In some embodiments, R⁷ is 4-oxy-
30 pyrazin-2-yl. In some embodiments, R⁷ is 4-cyclopropyl-pyridin-2-yl. In some embodiments, R⁷
is 4-cyano-pyridin-2-yl. In some embodiments, R⁷ is 4-methanesulfonyl-pyridin-2-yl. In some
embodiments, R⁷ is 4-methoxy-pyridin-2-yl. In some embodiments, R⁷ is piperidin-4-yl. In
some embodiments, R⁷ is tetrahydro-pyran-4-yl. In some embodiments, R⁷ is 3-methyl-1,1-
dioxo-tetrahydro-1λ⁶-thiophen-3-yl. In some embodiments, R⁷ is 5-chloro-3-fluoro-pyridin-2-yl.
35 In some embodiments, R⁷ is 3-fluoro-5-methoxy-pyridin-2-yl. In some embodiments, R⁷ is 2-
chloro-4-fluoro-phenyl. In some embodiments, R⁷ is 6-fluoro-pyridin-3-yl. In some
embodiments, R⁷ is 6-cyano-pyridin-3-yl. In some embodiments, R⁷ is 3-hydroxy-3-methyl-

butyl. In some embodiments, R⁷ is 4-iodo-pyridin-2-yl. In some embodiments, R⁷ is 1-oxy-pyridin-3-yl. In some embodiments, R⁷ is 4-*tert*-butylcarbamoyl-pyridin-2-yl. In some embodiments, R⁷ is 4-hydroxy-pyridin-2-yl.

The Group R⁸:

5 In some embodiments, R⁸ is -R¹⁴-R¹⁵-R¹⁶-R¹⁷.

In some embodiments, R⁸ is selected from: 1-hydroxymethyl-2,2-dimethyl-propyl, 2-hydroxy-1,1-dimethyl-ethyl, 1-hydroxymethyl-cyclopropyl, 2-hydroxy-indan-1-yl, 1-hydroxymethyl-cyclobutyl, *tert*-butyl, 2-hydroxy-1-phenyl-ethyl, 2-hydroxy-1-hydroxymethyl-1-methyl-ethyl, *tert*-butylamino, 2,2,2-trifluoro-1,1-dimethyl-ethyl, 2-methyl-1-(phosphonoxy)propan-2-yl, 1-methyl-cyclobutyl, 1-hydroxymethyl-2-methyl-propyl, cyano-dimethyl-methyl, 2,2-dimethyl-1-(methylcarbamoyl)-propyl, 3,3-dimethyl-1-(phosphonoxy)butan-2-yl, 2-hydroxy-1-tetrahydro-pyran-4-yl-ethyl, 1,2-dimethyl-propyl, 1-pyridin-2-yl-cyclobutyl, 2-(methylamino)-2-oxo-1-phenylethyl, 2,2-dimethyl-1-pyridin-2-yl-propyl, 1-methoxy-3,3-dimethyl-1-oxobutan-2-yl, 1-(2-amino-3-methylbutanoyloxy)-3-methylbutan-2-yl, 1-(4-carboxybutanoyloxy)-3-methylbutan-2-yl, 3,3,3-trifluoro-1-hydroxymethyl-propyl, 2-fluoro-1,1-dimethyl-ethyl, 2-fluoro-1-fluoromethyl-1-hydroxymethyl-ethyl, 1-fluoromethyl-2,2-dimethyl-propyl, 1-fluoromethyl-cyclobutyl, 1-trifluoromethyl-cyclopropyl, and 1-trifluoromethyl-cyclobutyl.

In some embodiments, R⁸ is selected from: H, 2-methyl-2-morpholin-4-yl-propyl, 1-hydroxymethyl-2,2-dimethyl-propyl, 2-(*tert*-butoxycarbonylamino)cyclohexyl, 1-phenyl-cyclopropyl, 5-trifluoromethyl-pyridin-2-yl, 1-methyl-1-phenyl-ethyl, 1-(2-methoxy-ethyl)-pyrrolidin-3-ylmethyl, 1-(methoxycarbonyl)cyclopropyl, tetrahydro-pyran-4-ylmethyl, 1-(*tert*-butoxycarbonyl)piperidin-4-yl, 1-(4-fluoro-phenyl)-cyclopropyl, 6-methyl-pyridin-3-ylmethyl, 2-hydroxy-1-phenyl-ethyl, 1,3,3-trimethyl-bicyclo[2.2.1]hept-2-yl, 2-hydroxy-1,1-dimethyl-ethyl, 2-(5-hydroxy-1*H*-indol-3-yl)-ethyl, 1-hydroxymethyl-cyclopropyl, 3-chloro-5-methyl-pyridin-2-yl, 6-fluoro-pyridin-3-yl, 1-(3-fluoro-phenyl)-cyclobutyl, 2-methyl-pyridin-3-yl, 2-hydroxy-1-(tetrahydro-furan-3-yl)-ethyl, 2-(pyridin-3-yloxy)-propyl, carbamoyl-phenyl-methyl, 5-fluoro-2-methoxy-phenyl, 2-methoxy-ethyl, 2,3-dihydroxy-propyl, 1-(*tert*-butoxycarbonyl)pyrrolidin-3-yl, 2-oxo-2-phenyl-ethyl, 1-(3,3,3-trifluoro-propyl)-azetidin-3-yl, 2-hydroxy-1-pyridin-2-yl-ethyl, 3-hydroxy-pyridin-4-yl, 1-methyl-1-pyridin-4-yl-ethyl, 1-hydroxymethyl-2-3*H*-imidazol-4-yl-ethyl, 4-hydroxy-3-methoxy-benzyl, 5-fluoro-2-oxo-2,3-dihydro-pyrimidin-4-yl, 1-(4-fluoro-phenyl)-3-hydroxy-propyl, 1-pyridin-4-yl-cyclopropyl, 2-hydroxy-1-pyridin-3-yl-ethyl, 1,1-dimethyl-2-(4-methyl-piperidin-1-yl)-ethyl, 6-cyano-pyridin-3-yl, 5-fluoro-pyridin-2-yl, 2,5-dimethyl-benzyl, 1-isopropyl-piperidin-4-yl, 2-methoxy-1-methoxymethyl-ethyl, 2,3-dimethyl-benzyl, 1-pyridin-2-yl-ethyl, 6-chloro-pyridin-3-ylmethyl, 3-methyl-pyridin-2-yl, 2-hydroxy-indan-1-yl, 1-hydroxymethyl-cyclobutyl, 2-(4-chloro-phenyl)-1,1-dimethyl-ethyl, 3-hydroxy-pyridin-2-ylmethyl, 3-methyl-pyridin-4-yl, 5-*tert*-butyl-isoxazol-

3-yl, 1-(6-methoxy-pyridin-3-yl)-1-methyl-ethyl, 1*H*-benzoimidazol-2-yl, *tert*-butyl, 4-phenyl-thiazol-2-yl, 1-(2-fluoro-phenyl)-cyclobutyl, 2,4-dimethoxy-benzyl, 5-bromo-3-methyl-pyridin-2-yl, 4-benzyl-morpholin-2-ylmethyl, 6-trifluoromethyl-pyridin-3-ylmethyl, tetrahydro-furan-3-yl, pyridin-3-ylmethyl, pyrazin-2-yl, piperidin-4-yl, 1-(6-hydroxy-pyridin-3-yl)-1-methyl-ethyl, 5 1-methyl-1-pyridin-2-yl-ethyl, 1-hydroxymethyl-cyclopentyl, 1-aza-bicyclo[2.2.2]oct-3-yl, 2-hydroxy-cyclopentyl, 2-hydroxy-1-(hydroxymethyl)-propyl, 1-(*tert*-butoxycarbonyl)piperidin-4-yl)methyl, 3,5-dimethoxy-phenyl, 6-fluoro-4*H*-benzo[1,3]dioxin-8-ylmethyl, 4,6-dimethyl-pyridin-2-yl, 1,1-dimethyl-2-morpholin-4-yl-ethyl, 2-hydroxy-cyclohexylmethyl, 1-(4-methoxy-phenyl)-cyclopropyl, 1-ethyl-pyrrolidin-2-ylmethyl, indan-1-yl, pyrimidin-4-yl, 2-fluoro-4-10 methanesulfonyl-phenyl, 6-hydroxy-pyridin-2-yl, cyclobutyl, 1-(3-methoxy-phenyl)-cyclopropyl, 1-(3,3,3-trifluoro-propyl)-pyrrolidin-3-yl, 2-hydroxy-pyridin-3-yl, 4-difluoromethoxy-benzyl, 1-piperidin-1-yl-cyclopentylmethyl, 3-hydroxy-3-methyl-butyl, 1-(4-fluoro-phenyl)-cyclobutyl, 4-methoxy-benzyl, pyridin-2-yl, 2-hydroxy-2-phenyl-ethyl, 2-hydroxymethyl-2,3-dihydro-indol-1-yl, 3-hydroxy-pyridin-2-yl, 4-dimethylamino-tetrahydro-15 pyran-4-ylmethyl, 2-(4-fluoro-phenyl)-ethyl, 1-(2-methoxy-ethyl)-piperidin-4-ylmethyl, 2-morpholin-4-yl-ethyl, 1-(*tert*-butoxycarbonyl)-4-carboxypiperidin-4-yl, quinolin-3-yl, 1-morpholin-4-ylmethyl-cyclopentyl, 1,4-dimethyl-1*H*-pyrrol-2-ylmethyl, 2-hydroxy-2-pyridin-2-yl-ethyl, pyridin-3-yl, 2-dimethylamino-benzyl, tetrahydro-thiopyran-4-yl, 1-*m*-tolyl-cyclopropyl, 1-(2-methoxy-ethyl)-piperidin-3-yl, 5-methoxy-pyridin-2-ylmethyl, 2-hydroxy-1-20 pyridin-4-yl-ethyl, 4-methyl-pyridin-2-yl, 4-carboxy-2-fluorophenyl, 6-methanesulfonyl-pyridin-3-yl, 1-*o*-tolyl-cyclobutyl, 1,1-dimethyl-2-pyrrolidin-1-yl-ethyl, 2,6-dimethoxy-pyridin-3-yl, pyridin-2-yl, 4-hydroxymethyl-tetrahydro-pyran-4-yl, 2-(1*H*-imidazol-4-yl)-ethyl, 3-fluoro-pyridin-4-yl, 1-carbamoyl-2-phenyl-ethyl, oxazol-4-ylmethyl, 6-methoxy-pyrimidin-4-yl, 1,1-dioxo-hexahydro-1 λ^6 -thiopyran-4-yl, 1-methoxy-1-oxo-3-phenylpropan-2-yl, 1-(2-methoxy-25 ethyl)-pyrrolidin-3-yl, 1-(6-methyl-pyridin-2-yl)-ethyl, 2-hydroxy-1-(4-hydroxy-phenyl)-ethyl, 2-methoxy-pyridin-4-yl, 1-pyridin-2-yl-cyclopropyl, 1-(*tert*-butoxycarbonyl)piperidin-3-yl, 3-methyl-pyridin-2-ylmethyl, 3-fluoro-pyridin-2-yl, 1-pyridin-4-yl-cyclobutyl, 2-carboxy-1-(pyridin-3-yl)ethyl, 2-hydroxy-1-methyl-ethyl, 1-(methoxycarbonyl)cyclohexyl, 3-hydroxymethyl-pyridin-4-yl, 2-hydroxy-1-phenyl-ethyl, 3-dimethylamino-tetrahydro-thiophen-30 3-ylmethyl, tetrahydro-pyran-4-yl, 5-chloro-pyridin-2-yl, 1-carbamoyl-cyclobutyl, 5-fluoro-2-methyl-benzyl, 2-morpholin-4-yl-2-pyridin-3-yl-ethyl, 1-(3-methoxy-phenyl)-cyclobutyl, 5-methyl-pyridin-2-yl, 1-(tetrahydro-furan-2-yl)methyl, 1-dimethylaminomethyl-cyclopentyl, 2-(4-fluoro-phenyl)-1-methyl-ethyl, benzothiazol-2-yl, 1-(2-fluoro-phenyl)-cyclopropyl, 1-(2-methoxy-ethyl)-piperidin-4-yl, 2-hydroxy-1-pyridin-4-yl-ethyl, 1-(3,3,3-trifluoro-propyl)-35 azetidin-3-ylmethyl, 6-pyrrolidin-1-yl-pyridin-2-ylmethyl, 1,1-dioxo-tetrahydro-1 λ^6 -thiophen-3-yl, 2,3-dimethoxy-benzyl, 3-cyano-5-methyl-pyridin-2-yl, 2,3-dihydro-benzofuran-3-yl, 1-hydroxymethyl-cyclohexyl, 2,5-difluoro-benzyl, 4-dimethylamino-benzyl, 4-hydroxy-1,1-dioxo-

tetrahydro-1 λ^6 -thiophen-3-yl, 4-trifluoromethyl-pyridin-2-yl, 5-methyl-thiazol-2-yl, 6-trifluoromethyl-pyridin-3-yl, 5-hydroxy-1*H*-pyrazol-3-yl, 2-thiomorpholin-4-yl-ethyl, benzo[1,3]dioxol-5-ylmethyl, 2-amino-cyclohexyl, 3-dimethylamino-1-oxo-tetrahydro-1 λ^4 -thiophen-3-ylmethyl, 4-methyl-morpholin-2-ylmethyl, 1-(2-methoxy-phenyl)-cyclopropyl, 2-carboxy-1-(4-fluorophenyl)propan-2-yl, pyridin-2-ylmethyl, pyridazin-3-yl, 4-pyridin-2-yl-thiazol-2-yl, 1-(3,3,3-trifluoro-propyl)-piperidin-4-ylmethyl, 6-chloro-2-methyl-pyridin-3-yl, 6-hydroxy-pyridin-3-yl, 3-trifluoromethoxy-benzyl, 1-morpholin-4-yl-cyclopentylmethyl, 1-pyridin-2-yl-cyclobutylmethyl, indan-1-ylamide, 2-hydroxy-1-hydroxymethyl-1-methyl-ethyl, 5-hydroxymethyl-pyridin-2-yl, 5-fluoro-1-oxy-pyridin-2-yl, 6-methoxy-pyridin-2-yl, 1-methyl-1-pyridin-3-yl-ethyl, 6-methyl-pyridin-3-yl, 2-hydroxy-1-hydroxymethyl-propyl, 2-chloro-pyridin-3-yl, 3-methyl-3*H*-imidazol-4-ylmethyl, 6-fluoro-pyridin-2-yl, 3-dimethylamino-benzyl, 6-morpholin-4-yl-pyridin-3-yl, 1-*o*-tolyl-cyclopropyl, 1-(3,3,3-trifluoro-propyl)-piperidin-3-yl, 6-methanesulfonyl-4-methyl-pyridin-3-yl, 2-methyl-quinolin-4-yl, 1-(3,3,3-trifluoro-propyl)-pyrrolidin-3-ylmethyl, benzooxazol-2-yl, 1-methyl-piperidin-4-ylmethyl, 2-(2,6-dimethyl-morpholin-4-yl)-2-methyl-propyl, 1-methyl-piperidin-2-ylmethyl, pyridin-4-ylmethyl, 4-hydroxymethyl-pyridin-2-yl, 5,7-dimethyl-pyrazolo[1,5-*a*]pyrimidin-2-yl, 6,6-dimethyl-bicyclo[3.1.1]hept-2-ylmethyl, 1-(5-methyl-pyridin-2-yl)-ethyl, 2-fluoro-pyridin-3-yl, morpholin-4-yl, 2-hydroxy-2-pyridin-4-yl-ethyl, pyridin-4-yl, 4-hydroxy-pyridin-2-yl, 3-methoxy-benzyl, 1-oxy-pyridin-2-yl, 1-ethyl-propyl, 6-carboxypyridin-2-yl, 1,2,2,6,6-pentamethyl-piperidin-4-yl, 6-methoxy-pyridin-3-yl, cyclopentyl, morpholin-2-ylmethyl, 1-(*tert*-butoxycarbonyl)azetidin-3-yl)methyl, 2-dimethylamino-2-pyridin-3-yl-ethyl, 1-(4-methoxy-phenyl)-cyclobutyl, 3-hydroxy-benzyl, tetrahydro-furan-2-ylmethyl, 4-(*tert*-butoxycarbonyl)morpholin-2-ylmethyl, 1-(3-fluoro-phenyl)-cyclopropyl, 2-*o*-tolyl-ethyl, 3-hydroxymethyl-1-isobutyl-pyrrolidin-3-yl, 1-(2-methoxy-ethyl)-azetidin-3-yl, 6-morpholin-4-yl-pyridin-2-ylmethyl, 1,1-dioxo-tetrahydro-1 λ^6 -thiophen-3-ylmethyl, 2-(4-fluoro-phenoxy)-ethyl, 2,6-dimethyl-pyrimidin-4-yl, 1-hydroxymethyl-2-(3*H*-imidazol-4-yl)-ethyl, 4-methanesulfonyl-benzyl, 1-pyridin-3-yl-cyclopropyl, 9-methyl-9-aza-bicyclo[3.3.1]non-1-yl, 2,6-dimethyl-pyridin-3-yl, 4-hydroxy-benzyl, 2-oxo-2-phenyl-ethyl, 1-methyl-1*H*-pyrazol-3-ylmethyl, pyrimidin-2-yl, 5-methyl-pyrazin-2-yl, 1-(2-methoxy-pyridin-3-yl)-1-methyl-ethyl, 6-methanesulfonyl-2-methyl-pyridin-3-yl, 2-hydroxy-benzyl, 6-bromo-2-methyl-pyridin-3-yl, 2-methoxy-pyridin-3-yl, 1-(4-chloro-phenyl)-cyclobutyl, 2-(pyridine-2-sulfonyl)-ethyl, 1-pyridin-2-yl-cyclopropylmethyl, 1-methyl-1,2,3,4-tetrahydro-quinolin-7-yl, benzyl, 3,5-dimethyl-pyrazin-2-yl, 1-(2-hydroxy-pyridin-3-yl)-1-methyl-ethyl, 1-(ethoxycarbonyl)cyclobutyl, 1-(*tert*-butoxycarbonyl)pyrrolidin-3-ylmethyl, quinolin-4-ylmethyl, 2-(4-fluoro-phenyl)-1-(2-hydroxy-ethylcarbonyl)-1-methyl-ethyl, 2-morpholin-4-yl-pyridin-3-yl, 6-methyl-pyridin-2-yl, 3-difluoromethoxy-benzyl, 4-hydroxy-1-methyl-piperidin-4-ylmethyl, 1-(2,5-dimethylpyrrolidine-1-carbonyl)cyclopentyl, 2-methoxy-benzyl, 6-methyl-pyridin-2-ylmethyl, 3-chloro-pyridin-4-yl,

2-carboxypropan-2-yl, 6-chloro-pyridin-3-yl, 2-hydroxy-2-pyridin-3-yl-ethyl, 1-*p*-tolyl-cyclopropyl, 1-(3,3,3-trifluoro-propyl)-piperidin-4-yl, 4-methoxy-pyridin-2-yl, 3-azepan-1-yl-2,2-dimethyl-propyl, 1-(*tert*-butoxycarbonyl)azetidin-3-yl, 5-methyl-pyrazin-2-ylmethyl, 1-oxo-hexahydro-1 λ^4 -thiopyran-4-yl, 2-(2-chloro-phenyl)-ethyl, 3-chloro-5-trifluoromethyl-pyridin-2-ylmethyl, 2-hydroxy-1-hydroxymethyl-ethyl, (1-methyl-pyrrolidin-2-yl)-pyridin-2-yl, 5-fluoro-2-hydroxy-phenyl, methyl, 4-(methoxycarbonyl)-1-methylpiperidin-4-yl, 4-hydroxymethyl-1-methyl-piperidin-4-yl, 2-(2-hydroxymethyl-pyrrolidin-1-yl)-ethyl, 1-phenyl-cyclohexyl, 3-methyl-1,1-dioxo-tetrahydro-1 λ^6 -thiophen-3-yl, 1-cyano-cyclohexyl, 1-(5-methyl-[1,2,4]oxadiazol-3-yl)-cyclohexyl, 2-cyanopropan-2-yl, 3-methyl-1-phenylureido, 1-carbamoyl-2,2-dimethyl-propyl, *tert*-butylamino, 2,2,2-trifluoro-1,1-dimethyl-ethyl, 2,2-dimethyl-1-methylcarbamoyl-propyl, 1-cyclopropyl-ethyl, amino, *N-tert*-butylmethylsulfonamido, 1,1-dimethyl-prop-2-ynyl, 2-methyl-1-(phosphonoxy)propan-2-yl, 1-*tert*-butyl-3-methylureido, 4-cyano-tetrahydro-pyran-4-yl, 1-methyl-cyclobutyl, 1-hydroxymethyl-2-methyl-propyl, cyclobutylamino, 1-cyano-cyclopentyl, cyano-dimethyl-methyl, 2,2-dimethyl-1-(methylcarbamoyl)-propyl, phenylamino, 1-hydroxymethyl-propyl, 1-methyl-1-(1*H*-tetrazol-5-yl)-ethyl, 3,3-dimethyl-1-(phosphonoxy)butan-2-yl, 2-hydroxy-1-tetrahydro-pyran-4-yl-ethyl, 1,2-dimethyl-propyl, 1-pyridin-2-yl-cyclobutyl, 1-hydroxymethyl-2-phenyl-ethyl, 4-methylcarbamoyl-tetrahydro-pyran-4-yl, 1-methyl-1-methylcarbamoyl-ethyl, 2,2-dimethyl-1-morpholin-4-ylmethyl-propyl, 1-methylcarbamoyl-cyclopent-3-enyl, 2-methoxy-2-oxo-1-(pyridin-2-yl)ethyl, methylcarbamoyl-pyridin-2-yl-methyl, 1-methylcarbamoyl-cyclopentyl, 1-(*tert*-butylcarbamoyl)-2,2-dimethyl-propyl, 2,2-dimethyl-1-(pyridin-2-ylcarbamoyl)-propyl, 1-(pyridin-2-ylcarbamoyl)-cyclobutyl, 1-methylcarbamoyl-cyclobutyl, 2-(methylamino)-2-oxo-1-phenylethyl, pyrrolidin-1-yl, piperidin-1-yl, 2,6-dimethyl-piperidin-1-yl, 1-cyclopropylcarbamoyl-2,2-dimethyl-propyl, 2,2-dimethyl-1-(2,2,2-trifluoro-ethylcarbamoyl)-propyl, 1-ethylcarbamoyl-2,2-dimethyl-propyl, 2-hydroxy-1-(tetrahydro-pyran-4-yl)-ethyl, *N*-cyclobutylmethylsulfonamido, *N*-phenylmethylsulfonamido, 1-cyclopropyl-2-hydroxy-ethyl, 1,2,2-trimethyl-propyl, 2-oxo-1-(pyridin-2-yl)-2-(2,2,2-trifluoroethylamino)ethyl, 2,2-dimethyl-1-pyridin-2-yl-propyl, 1-methoxy-3,3-dimethyl-1-oxobutan-2-yl, 1-carboxy-2,2-dimethylpropyl, 1-(hydroxy-methyl-carbamoyl)-2,2-dimethyl-propyl, 1-dimethylcarbamoyl-2,2-dimethyl-propyl, 1-(azetidine-1-carbonyl)-2,2-dimethyl-propyl, 1-methoxycarbamoyl-2,2-dimethyl-propyl, 1-(methoxy-methyl-carbamoyl)-2,2-dimethyl-propyl, 1-*tert*-butoxycarbamoyl-2,2-dimethyl-propyl, 2,2-dimethyl-1-pyridin-2-yl-propyl, (1,1-dioxo-tetrahydro-1 λ^6 -thiophen-3-yl)amino, 1-hydroxycarbamoyl-2,2-dimethyl-propyl, 1-hydroxymethyl-2-methyl-butyl, 1-(2-hydroxy-ethylcarbamoyl)-2,2-dimethyl-propyl, 1,1-*bis*-hydroxymethyl-propyl, 1-(5-fluoro-pyridin-2-yl)-2,2-dimethyl-propyl, 4-hydroxymethyl-tetrahydro-2*H*-pyran-4-yl, 1-(2-(*tert*-butoxycarbonylamino)-3-methylbutanoyloxy)-2-methylpropan-2-yl, 1-(2-amino-3-methylbutanoyloxy)-3-methylbutan-2-yl, 1-(2-amino-3-methylbutanoyloxy)-2-methylpropan-2-

yl, 2-hydroxy-1-(tetrahydro-2*H*-pyran-4-yl)-ethyl, 1-(4-carboxybutanoyloxy)-2-methylpropan-2-yl, 1-(4-carboxybutanoyloxy)-3-methylbutan-2-yl, 1-(4-carboxybutanoyloxy)-3,3-dimethylbutan-2-yl, 1-(2-amino-3-methylbutanoyloxy)-3,3-dimethylbutan-2-yl, 2-(2-amino-3-methylbutanoyloxy)-1-(tetrahydro-2*H*-pyran-4-yl)ethyl, 3,3,3-trifluoro-1-hydroxymethyl-propyl, 3-fluoro-1-methoxy-3-methyl-1-oxobutan-2-yl, 1-ethoxy-4,4,4-trifluoro-1-oxo-3-(trifluoromethyl)butan-2-yl, 2-fluoro-1-hydroxymethyl-2-methyl-propyl, 1-(2-(*tert*-butoxycarbonylamino)-3-methylbutanoyloxy)-3,3-dimethylbutan-2-yl, 4,4,4-trifluoro-1-methoxy-1-oxobutan-2-yl, 2-fluoro-1,1-dimethyl-ethyl, 3-fluoro-2-(fluoromethyl)-1-methoxy-1-oxopropan-2-yl, 2-fluoro-1-fluoromethyl-1-hydroxymethyl-ethyl, 3-hydroxy-1-methoxy-2-methyl-1-oxopropan-2-yl, 2-carboxy-1-hydroxypropan-2-yl, 2,2,2-trifluoroethylamino, 1-fluoromethyl-2-methyl-propyl, 1-fluoromethyl-2,2-dimethyl-propyl, 3-methyl-oxetan-3-yl, 1-fluoromethyl-cyclobutyl, 1,1-*bis*-hydroxymethyl-2-methyl-propyl, 1-trifluoromethyl-cyclopropyl, 1-methyl-cyclopropyl, and 1-trifluoromethyl-cyclobutyl.

In some embodiments, R⁸ is selected from: H, 2-methyl-2-morpholin-4-yl-propyl, 1-hydroxymethyl-2,2-dimethyl-propyl, 2-(*tert*-butoxycarbonylamino)cyclohexyl, 1-phenyl-cyclopropyl, 5-trifluoromethyl-pyridin-2-yl, 1-methyl-1-phenyl-ethyl, 1-(2-methoxy-ethyl)-pyrrolidin-3-ylmethyl, 1-(methoxycarbonyl)cyclopropyl, tetrahydro-pyran-4-ylmethyl, 1-(*tert*-butoxycarbonyl)piperidin-4-yl, 1-(4-fluoro-phenyl)-cyclopropyl, 6-methyl-pyridin-3-ylmethyl, 2-hydroxy-1-phenyl-ethyl, 1,3,3-trimethyl-bicyclo[2.2.1]hept-2-yl, 2-hydroxy-1,1-dimethyl-ethyl, 2-(5-hydroxy-1*H*-indol-3-yl)-ethyl, 1-hydroxymethyl-cyclopropyl, 3-chloro-5-methyl-pyridin-2-yl, 6-fluoro-pyridin-3-yl, 1-(3-fluoro-phenyl)-cyclobutyl, 2-methyl-pyridin-3-yl, 2-hydroxy-1-(tetrahydro-furan-3-yl)-ethyl, 2-(pyridin-3-yloxy)-propyl, carbamoyl-phenyl-methyl, 5-fluoro-2-methoxy-phenyl, 2-methoxy-ethyl, 2,3-dihydroxy-propyl, 1-(*tert*-butoxycarbonyl)pyrrolidin-3-yl, 2-oxo-2-phenyl-ethyl, 1-(3,3,3-trifluoro-propyl)-azetidin-3-yl, 2-hydroxy-1-pyridin-2-yl-ethyl, 3-hydroxy-pyridin-4-yl, 1-methyl-1-pyridin-4-yl-ethyl, 1-hydroxymethyl-2-3*H*-imidazol-4-yl-ethyl, 4-hydroxy-3-methoxy-benzyl, 5-fluoro-2-oxo-2,3-dihydro-pyrimidin-4-yl, 1-(4-fluoro-phenyl)-3-hydroxy-propyl, 1-pyridin-4-yl-cyclopropyl, 2-hydroxy-1-pyridin-3-yl-ethyl, 1,1-dimethyl-2-(4-methyl-piperidin-1-yl)-ethyl, 6-cyano-pyridin-3-yl, 5-fluoro-pyridin-2-yl, 2,5-dimethyl-benzyl, 1-isopropyl-piperidin-4-yl, 2-methoxy-1-methoxymethyl-ethyl, 2,3-dimethyl-benzyl, 1-pyridin-2-yl-ethyl, 6-chloro-pyridin-3-ylmethyl, 3-methyl-pyridin-2-yl, 2-hydroxy-indan-1-yl, 1-hydroxymethyl-cyclobutyl, 2-(4-chloro-phenyl)-1,1-dimethyl-ethyl, 3-hydroxy-pyridin-2-ylmethyl, 3-methyl-pyridin-4-yl, 5-*tert*-butyl-isoxazol-3-yl, 1-(6-methoxy-pyridin-3-yl)-1-methyl-ethyl, 1*H*-benzoimidazol-2-yl, *tert*-butyl, 4-phenyl-thiazol-2-yl, 1-(2-fluoro-phenyl)-cyclobutyl, 2,4-dimethoxy-benzyl, 5-bromo-3-methyl-pyridin-2-yl, 4-benzyl-morpholin-2-ylmethyl, 6-trifluoromethyl-pyridin-3-ylmethyl, tetrahydro-furan-3-yl, pyridin-3-ylmethyl, pyrazin-2-yl, piperidin-4-yl, 1-(6-hydroxy-pyridin-3-yl)-1-methyl-ethyl, 1-methyl-1-pyridin-2-yl-ethyl, 1-hydroxymethyl-cyclopentyl, 1-aza-bicyclo[2.2.2]oct-3-yl, 2-

hydroxy-cyclopentyl, 2-hydroxy-1-(hydroxymethyl)-propyl, 1-(*tert*-butoxycarbonyl)piperidin-4-yl)methyl, 3,5-dimethoxy-phenyl, 6-fluoro-4*H*-benzo[1,3]dioxin-8-ylmethyl, 4,6-dimethyl-pyridin-2-yl, 1,1-dimethyl-2-morpholin-4-yl-ethyl, 2-hydroxy-cyclohexylmethyl, 1-(4-methoxy-phenyl)-cyclopropyl, 1-ethyl-pyrrolidin-2-ylmethyl, indan-1-yl, pyrimidin-4-yl, 2-fluoro-4-

5 methanesulfonyl-phenyl, 6-hydroxy-pyridin-2-yl, cyclobutyl, 1-(3-methoxy-phenyl)-cyclopropyl, 1-(3,3,3-trifluoro-propyl)-pyrrolidin-3-yl, 2-hydroxy-pyridin-3-yl, 4-difluoromethoxy-benzyl, 1-piperidin-1-yl-cyclopentylmethyl, 3-hydroxy-3-methyl-butyl, 1-(4-fluoro-phenyl)-cyclobutyl, 4-methoxy-benzyl, pyridin-2-yl, 2-hydroxy-2-phenyl-ethyl, 2-hydroxymethyl-2,3-dihydro-indol-1-yl, 3-hydroxy-pyridin-2-yl, 4-dimethylamino-tetrahydro-

10 pyran-4-ylmethyl, 2-(4-fluoro-phenyl)-ethyl, 1-(2-methoxy-ethyl)-piperidin-4-ylmethyl, 2-morpholin-4-yl-ethyl, 1-(*tert*-butoxycarbonyl)-4-carboxypiperidin-4-yl, quinolin-3-yl, 1-morpholin-4-ylmethyl-cyclopentyl, 1,4-dimethyl-1*H*-pyrrol-2-ylmethyl, 2-hydroxy-2-pyridin-2-yl-ethyl, pyridin-3-yl, 2-dimethylamino-benzyl, tetrahydro-thiopyran-4-yl, 1-*m*-tolyl-cyclopropyl, 1-(2-methoxy-ethyl)-piperidin-3-yl, 5-methoxy-pyridin-2-ylmethyl, 2-hydroxy-1-

15 pyridin-4-yl-ethyl, 4-methyl-pyridin-2-yl, 4-carboxy-2-fluorophenyl, 6-methanesulfonyl-pyridin-3-yl, 1-*o*-tolyl-cyclobutyl, 1,1-dimethyl-2-pyrrolidin-1-yl-ethyl, 2,6-dimethoxy-pyridin-3-yl, pyridin-2-yl, 4-hydroxymethyl-tetrahydro-pyran-4-yl, 2-(1*H*-imidazol-4-yl)-ethyl, 3-fluoro-pyridin-4-yl, 1-carbamoyl-2-phenyl-ethyl, oxazol-4-ylmethyl, 6-methoxy-pyrimidin-4-yl, 1,1-dioxo-hexahydro-1 λ^6 -thiopyran-4-yl, 1-methoxy-1-oxo-3-phenylpropan-2-yl, 1-(2-methoxy-

20 ethyl)-pyrrolidin-3-yl, 1-(6-methyl-pyridin-2-yl)-ethyl, 2-hydroxy-1-(4-hydroxy-phenyl)-ethyl, 2-methoxy-pyridin-4-yl, 1-pyridin-2-yl-cyclopropyl, 1-(*tert*-butoxycarbonyl)piperidin-3-yl, 3-methyl-pyridin-2-ylmethyl, 3-fluoro-pyridin-2-yl, 1-pyridin-4-yl-cyclobutyl, 2-carboxy-1-(pyridin-3-yl)ethyl, 2-hydroxy-1-methyl-ethyl, 1-(methoxycarbonyl)cyclohexyl, 3-hydroxymethyl-pyridin-4-yl, 2-hydroxy-1-phenyl-ethyl, 3-dimethylamino-tetrahydro-thiophen-

25 3-ylmethyl, tetrahydro-pyran-4-yl, 5-chloro-pyridin-2-yl, 1-carbamoyl-cyclobutyl, 5-fluoro-2-methyl-benzyl, 2-morpholin-4-yl-2-pyridin-3-yl-ethyl, 1-(3-methoxy-phenyl)-cyclobutyl, 5-methyl-pyridin-2-yl, 1-(tetrahydro-furan-2-yl)methyl, 1-dimethylaminomethyl-cyclopentyl, 2-(4-fluoro-phenyl)-1-methyl-ethyl, benzothiazol-2-yl, 1-(2-fluoro-phenyl)-cyclopropyl, 1-(2-methoxy-ethyl)-piperidin-4-yl, 2-hydroxy-1-pyridin-4-yl-ethyl, 1-(3,3,3-trifluoro-propyl)-

30 azetidin-3-ylmethyl, 6-pyrrolidin-1-yl-pyridin-2-ylmethyl, 1,1-dioxo-tetrahydro-1 λ^6 -thiophen-3-yl, 2,3-dimethoxy-benzyl, 3-cyano-5-methyl-pyridin-2-yl, 2,3-dihydro-benzofuran-3-yl, 1-hydroxymethyl-cyclohexyl, 2,5-difluoro-benzyl, 4-dimethylamino-benzyl, 4-hydroxy-1,1-dioxo-tetrahydro-1 λ^6 -thiophen-3-yl, 4-trifluoromethyl-pyridin-2-yl, 5-methyl-thiazol-2-yl, 6-trifluoromethyl-pyridin-3-yl, 5-hydroxy-1*H*-pyrazol-3-yl, 2-thiomorpholin-4-yl-ethyl,

35 benzo[1,3]dioxol-5-ylmethyl, 2-amino-cyclohexyl, 3-dimethylamino-1-oxo-tetrahydro-1 λ^4 -thiophen-3-ylmethyl, 4-methyl-morpholin-2-ylmethyl, 1-(2-methoxy-phenyl)-cyclopropyl, 2-carboxy-1-(4-fluorophenyl)propan-2-yl, pyridin-2-ylmethyl, pyridazin-3-yl, 4-pyridin-2-yl-

thiazol-2-yl, 1-(3,3,3-trifluoro-propyl)-piperidin-4-ylmethyl, 6-chloro-2-methyl-pyridin-3-yl, 6-hydroxy-pyridin-3-yl, 3-trifluoromethoxy-benzyl, 1-morpholin-4-yl-cyclopentylmethyl, 1-pyridin-2-yl-cyclobutylmethyl, 2-hydroxy-1-hydroxymethyl-1-methyl-ethyl, 5-hydroxymethyl-pyridin-2-yl, 5-fluoro-1-oxy-pyridin-2-yl, 6-methoxy-pyridin-2-yl, 1-methyl-1-pyridin-3-yl-ethyl, 6-methyl-pyridin-3-yl, 2-hydroxy-1-hydroxymethyl-propyl, 2-chloro-pyridin-3-yl, 3-methyl-3*H*-imidazol-4-ylmethyl, 6-fluoro-pyridin-2-yl, 3-dimethylamino-benzyl, 6-morpholin-4-yl-pyridin-3-yl, 1-*o*-tolyl-cyclopropyl, 1-(3,3,3-trifluoro-propyl)-piperidin-3-yl, 6-methanesulfonyl-4-methyl-pyridin-3-yl, 2-methyl-quinolin-4-yl, 1-(3,3,3-trifluoro-propyl)-pyrrolidin-3-ylmethyl, benzooxazol-2-yl, 1-methyl-piperidin-4-ylmethyl, 2-(2,6-dimethyl-morpholin-4-yl)-2-methyl-propyl, 1-methyl-piperidin-2-ylmethyl, pyridin-4-ylmethyl, 4-hydroxymethyl-pyridin-2-yl, 5,7-dimethyl-pyrazolo[1,5-*a*]pyrimidin-2-yl, 6,6-dimethyl-bicyclo[3.1.1]hept-2-ylmethyl, 1-(5-methyl-pyridin-2-yl)-ethyl, 2-fluoro-pyridin-3-yl, morpholin-4-yl, 2-hydroxy-2-pyridin-4-yl-ethyl, pyridin-4-yl, 4-hydroxy-pyridin-2-yl, 3-methoxy-benzyl, 1-oxy-pyridin-2-yl, 1-ethyl-propyl, 6-carboxypyridin-2-yl, 1,2,2,6,6-pentamethyl-piperidin-4-yl, 6-methoxy-pyridin-3-yl, cyclopentyl, morpholin-2-ylmethyl, 1-(*tert*-butoxycarbonyl)azetidin-3-yl)methyl, 2-dimethylamino-2-pyridin-3-yl-ethyl, 1-(4-methoxy-phenyl)-cyclobutyl, 3-hydroxy-benzyl, tetrahydro-furan-2-ylmethyl, 4-(*tert*-butoxycarbonyl)morpholin-2-ylmethyl, 1-(3-fluoro-phenyl)-cyclopropyl, 2-*o*-tolyl-ethyl, 3-hydroxymethyl-1-isobutyl-pyrrolidin-3-yl, 1-(2-methoxy-ethyl)-azetidin-3-yl, 6-morpholin-4-yl-pyridin-2-ylmethyl, 1,1-dioxo-tetrahydro-1 λ^6 -thiophen-3-ylmethyl, 2-(4-fluoro-phenoxy)-ethyl, 2,6-dimethyl-pyrimidin-4-yl, 1-hydroxymethyl-2-(3*H*-imidazol-4-yl)-ethyl, 4-methanesulfonyl-benzyl, 1-pyridin-3-yl-cyclopropyl, 9-methyl-9-aza-bicyclo[3.3.1]non-1-yl, 2,6-dimethyl-pyridin-3-yl, 4-hydroxy-benzyl, 2-oxo-2-phenyl-ethyl, 1-methyl-1*H*-pyrazol-3-ylmethyl, pyrimidin-2-yl, 5-methyl-pyrazin-2-yl, 1-(2-methoxy-pyridin-3-yl)-1-methyl-ethyl, 6-methanesulfonyl-2-methyl-pyridin-3-yl, 2-hydroxy-benzyl, 6-bromo-2-methyl-pyridin-3-yl, 2-methoxy-pyridin-3-yl, 1-(4-chloro-phenyl)-cyclobutyl, 2-(pyridine-2-sulfonyl)-ethyl, 1-pyridin-2-yl-cyclopropylmethyl, 1-methyl-1,2,3,4-tetrahydro-quinolin-7-yl, benzyl, 3,5-dimethyl-pyrazin-2-yl, 1-(2-hydroxy-pyridin-3-yl)-1-methyl-ethyl, 1-(ethoxycarbonyl)cyclobutyl, 1-(*tert*-butoxycarbonyl)pyrrolidin-3-ylmethyl, quinolin-4-ylmethyl, 2-(4-fluoro-phenyl)-1-(2-hydroxy-ethylcarbamoyl)-1-methyl-ethyl, 2-morpholin-4-yl-pyridin-3-yl, 6-methyl-pyridin-2-yl, 3-difluoromethoxy-benzyl, 4-hydroxy-1-methyl-piperidin-4-ylmethyl, 1-(2,5-dimethylpyrrolidine-1-carbonyl)cyclopentyl, 2-methoxy-benzyl, 6-methyl-pyridin-2-ylmethyl, 3-chloro-pyridin-4-yl, 2-carboxypropan-2-yl, 6-chloro-pyridin-3-yl, 2-hydroxy-2-pyridin-3-yl-ethyl, 1-*p*-tolyl-cyclopropyl, 1-(3,3,3-trifluoro-propyl)-piperidin-4-yl, 4-methoxy-pyridin-2-yl, 3-azepan-1-yl-2,2-dimethyl-propyl, 1-(*tert*-butoxycarbonyl)azetidin-3-yl, 5-methyl-pyrazin-2-ylmethyl, 1-oxo-hexahydro-1 λ^4 -thiopyran-4-yl, 2-(2-chloro-phenyl)-ethyl, 3-chloro-5-trifluoromethyl-pyridin-2-ylmethyl, 2-hydroxy-1-hydroxymethyl-ethyl, (1-methyl-pyrrolidin-2-yl)-pyridin-2-yl, 5-fluoro-

2-hydroxy-phenyl, methyl, 4-(methoxycarbonyl)-1-methylpiperidin-4-yl, 4-hydroxymethyl-1-methyl-piperidin-4-yl, 2-(2-hydroxymethyl-pyrrolidin-1-yl)-ethyl, 1-phenyl-cyclohexyl, 3-methyl-1,1-dioxo-tetrahydro-1 λ^6 -thiophen-3-yl, 1-cyano-cyclohexyl, 1-(5-methyl-[1,2,4]oxadiazol-3-yl)-cyclohexyl, 2-cyanopropan-2-yl, 3-methyl-1-phenylureido, 1-carbamoyl-
 5 2,2-dimethyl-propyl, *tert*-butylamino, 2,2,2-trifluoro-1,1-dimethyl-ethyl, 2,2-dimethyl-1-methylcarbamoyl-propyl, 1-cyclopropyl-ethyl, amino, *N-tert*-butylmethylsulfonamido, 1,1-dimethyl-prop-2-ynyl, 2-methyl-1-(phosphonooxy)propan-2-yl, 1-*tert*-butyl-3-methylureido, 4-cyano-tetrahydro-pyran-4-yl, 1-methyl-cyclobutyl, 1-hydroxymethyl-2-methyl-propyl, cyclobutylamino, 1-cyano-cyclopentyl, cyano-dimethyl-methyl, 2,2-dimethyl-1-
 10 (methylcarbamoyl)-propyl, phenylamino, 1-hydroxymethyl-propyl, 1-methyl-1-(1*H*-tetrazol-5-yl)-ethyl, 3,3-dimethyl-1-(phosphonooxy)butan-2-yl, 2-hydroxy-1-tetrahydro-pyran-4-yl-ethyl, 1,2-dimethyl-propyl, 1-pyridin-2-yl-cyclobutyl, 1-hydroxymethyl-2-phenyl-ethyl, 4-methylcarbamoyl-tetrahydro-pyran-4-yl, 1-methyl-1-methylcarbamoyl-ethyl, 2,2-dimethyl-1-morpholin-4-ylmethyl-propyl, 1-methylcarbamoyl-cyclopent-3-enyl, 2-methoxy-2-oxo-1-
 15 (pyridin-2-yl)ethyl, methylcarbamoyl-pyridin-2-yl-methyl, 1-methylcarbamoyl-cyclopentyl, 1-(*tert*-butylcarbamoyl)-2,2-dimethyl-propyl, 2,2-dimethyl-1-(pyridin-2-ylcarbamoyl)-propyl, 1-(pyridin-2-ylcarbamoyl)-cyclobutyl, 1-methylcarbamoyl-cyclobutyl, 2-(methylamino)-2-oxo-1-phenylethyl, pyrrolidin-1-yl, piperidin-1-yl, 2,6-dimethyl-piperidin-1-yl, 1-cyclopropylcarbamoyl-2,2-dimethyl-propyl, 2,2-dimethyl-1-(2,2,2-trifluoro-ethylcarbamoyl)-
 20 propyl, 1-ethylcarbamoyl-2,2-dimethyl-propyl, 2-hydroxy-1-(tetrahydro-pyran-4-yl)-ethyl, *N*-cyclobutylmethylsulfonamido, *N*-phenylmethylsulfonamido, 1-cyclopropyl-2-hydroxy-ethyl, 1,2,2-trimethyl-propyl, 2-oxo-1-(pyridin-2-yl)-2-(2,2,2-trifluoroethylamino)ethyl, 2,2-dimethyl-1-pyridin-2-yl-propyl, 1-methoxy-3,3-dimethyl-1-oxobutan-2-yl, 1-carboxy-2,2-dimethylpropyl, 1-(hydroxy-methyl-carbamoyl)-2,2-dimethyl-propyl, 1-dimethylcarbamoyl-2,2-dimethyl-propyl,
 25 1-(azetidine-1-carbonyl)-2,2-dimethyl-propyl, 1-methoxycarbamoyl-2,2-dimethyl-propyl, 1-(methoxy-methyl-carbamoyl)-2,2-dimethyl-propyl, 1-*tert*-butoxycarbamoyl-2,2-dimethyl-propyl, and 2,2-dimethyl-1-pyridin-2-yl-propyl.

In some embodiments, R⁸ is H. In some embodiments, R⁸ is 2-methyl-2-morpholin-4-yl-propyl. In some embodiments, R⁸ is 1-hydroxymethyl-2,2-dimethyl-propyl. In some
 30 embodiments, R⁸ is 2-(*tert*-butoxycarbonylamino)cyclohexyl. In some embodiments, R⁸ is 1-phenyl-cyclopropyl. In some embodiments, R⁸ is 5-trifluoromethyl-pyridin-2-yl. In some embodiments, R⁸ is 1-methyl-1-phenyl-ethyl. In some embodiments, R⁸ is 1-(2-methoxy-ethyl)-pyrrolidin-3-ylmethyl. In some embodiments, R⁸ is 1-(methoxycarbonyl)cyclopropyl. In some
 35 embodiments, R⁸ is tetrahydro-pyran-4-ylmethyl. In some embodiments, R⁸ is 1-(*tert*-butoxycarbonyl)piperidin-4-yl. In some embodiments, R⁸ is 1-(4-fluoro-phenyl)-cyclopropyl. In some embodiments, R⁸ is 6-methyl-pyridin-3-ylmethyl. In some embodiments, R⁸ is 2-hydroxy-1-phenyl-ethyl. In some embodiments, R⁸ is 1,3,3-trimethyl-bicyclo[2.2.1]hept-

2-yl. In some embodiments, R⁸ is 2-hydroxy-1,1-dimethyl-ethyl. In some embodiments, R⁸ is 2-(5-hydroxy-1*H*-indol-3-yl)-ethyl. In some embodiments, R⁸ is 1-hydroxymethyl-cyclopropyl. In some embodiments, R⁸ is 3-chloro-5-methyl-pyridin-2-yl. In some embodiments, R⁸ is 6-fluoro-pyridin-3-yl. In some embodiments, R⁸ is 1-(3-fluoro-phenyl)-cyclobutyl. In some
5 embodiments, R⁸ is 2-methyl-pyridin-3-yl. In some embodiments, R⁸ is 2-hydroxy-1-(tetrahydro-furan-3-yl)-ethyl. In some embodiments, R⁸ is 2-(pyridin-3-yloxy)-propyl. In some
embodiments, R⁸ is carbamoyl-phenyl-methyl. In some embodiments, R⁸ is 5-fluoro-2-methoxy-phenyl. In some embodiments, R⁸ is 2-methoxy-ethyl. In some embodiments, R⁸ is 2,3-dihydroxy-propyl. In some embodiments, R⁸ is 1-(*tert*-butoxycarbonyl)pyrrolidin-3-yl. In some
10 embodiments, R⁸ is 2-oxo-2-phenyl-ethyl. In some embodiments, R⁸ is 1-(3,3,3-trifluoro-propyl)-azetidin-3-yl. In some embodiments, R⁸ is 2-hydroxy-1-pyridin-2-yl-ethyl. In some
embodiments, R⁸ is 3-hydroxy-pyridin-4-yl. In some embodiments, R⁸ is 1-methyl-1-pyridin-4-yl-ethyl. In some embodiments, R⁸ is 1-hydroxymethyl-2-3*H*-imidazol-4-yl-ethyl. In some
embodiments, R⁸ is 4-hydroxy-3-methoxy-benzyl. In some embodiments, R⁸ is 5-fluoro-2-oxo-
15 2,3-dihydro-pyrimidin-4-yl. In some embodiments, R⁸ is 1-(4-fluoro-phenyl)-3-hydroxy-propyl. In some embodiments, R⁸ is 1-pyridin-4-yl-cyclopropyl. In some embodiments, In some
embodiments, R⁸ is 2-hydroxy-1-pyridin-3-yl-ethyl. In some embodiments, R⁸ is 1,1-dimethyl-2-(4-methyl-piperidin-1-yl)-ethyl. In some embodiments, R⁸ is 6-cyano-pyridin-3-yl. In some
embodiments, R⁸ is 5-fluoro-pyridin-2-yl. In some embodiments, R⁸ is 2,5-dimethyl-benzyl. In
20 some embodiments, R⁸ is 1-isopropyl-piperidin-4-yl. In some embodiments, R⁸ is 2-methoxy-1-methoxymethyl-ethyl. In some embodiments, R⁸ is 2,3-dimethyl-benzyl. In some embodiments,
R⁸ is 1-pyridin-2-yl-ethyl. In some embodiments, R⁸ is 6-chloro-pyridin-3-ylmethyl. In some
embodiments, R⁸ is 3-methyl-pyridin-2-yl. In some embodiments, R⁸ is 2-hydroxy-indan-1-yl.
In some embodiments, R⁸ is (1*S*,2*S*)-2-hydroxy-indan-1-yl. In some embodiments, R⁸ is (1*S*,2*R*)-
25 2-hydroxy-indan-1-yl. In some embodiments, R⁸ is (1*R*,2*R*)-2-hydroxy-indan-1-yl. In some
embodiments, R⁸ is (1*R*,2*S*)-2-hydroxy-indan-1-yl. In some embodiments, R⁸ is 1-hydroxymethyl-cyclobutyl. In some embodiments, R⁸ is 2-(4-chloro-phenyl)-1,1-dimethyl-ethyl.
In some embodiments, R⁸ is 3-hydroxy-pyridin-2-ylmethyl. In some embodiments, R⁸ is 3-methyl-pyridin-4-yl. In some embodiments, R⁸ is 5-*tert*-butyl-isoxazol-3-yl. In some
30 embodiments, R⁸ is 1-(6-methoxy-pyridin-3-yl)-1-methyl-ethyl. In some embodiments, R⁸ is 1*H*-benzoimidazol-2-yl. In some embodiments, R⁸ is *tert*-butyl. In some embodiments, R⁸ is 4-phenyl-thiazol-2-yl. In some
embodiments, R⁸ is 1-(2-fluoro-phenyl)-cyclobutyl. In some
embodiments, R⁸ is 2,4-dimethoxy-benzyl. In some embodiments, R⁸ is 5-bromo-3-methyl-pyridin-2-yl. In some embodiments, R⁸ is 4-benzyl-morpholin-2-ylmethyl. In some
35 embodiments, R⁸ is 6-trifluoromethyl-pyridin-3-ylmethyl. In some embodiments, R⁸ is tetrahydro-furan-3-yl. In some embodiments, R⁸ is pyridin-3-ylmethyl. In some embodiments,
R⁸ is pyrazin-2-yl. In some embodiments, R⁸ is piperidin-4-yl. In some embodiments, R⁸ is 1-(6-

hydroxy-pyridin-3-yl)-1-methyl-ethyl. In some embodiments, R⁸ is 1-methyl-1-pyridin-2-yl-ethyl. In some embodiments, R⁸ is 1-hydroxymethyl-cyclopentyl. In some embodiments, R⁸ is 1-aza-bicyclo[2.2.2]oct-3-yl. In some embodiments, R⁸ is 2-hydroxy-cyclopentyl. In some embodiments, R⁸ is 2-hydroxy-1-(hydroxymethyl)-propyl. In some embodiments, R⁸ is 1-(*tert*-butoxycarbonyl)piperidin-4-yl)methyl. In some embodiments, R⁸ is 3,5-dimethoxy-phenyl. In some embodiments, R⁸ is 6-fluoro-4*H*-benzo[1,3]dioxin-8-ylmethyl. In some embodiments, R⁸ is 4,6-dimethyl-pyridin-2-yl. In some embodiments, R⁸ is 1,1-dimethyl-2-morpholin-4-yl-ethyl. In some embodiments, R⁸ is 2-hydroxy-cyclohexylmethyl. In some embodiments, R⁸ is 1-(4-methoxy-phenyl)-cyclopropyl. In some embodiments, R⁸ is 1-ethyl-pyrrolidin-2-ylmethyl. In some embodiments, R⁸ is indan-1-yl. In some embodiments, R⁸ is pyrimidin-4-yl. In some embodiments, R⁸ is 2-fluoro-4-methanesulfonyl-phenyl. In some embodiments, R⁸ is 6-hydroxypyridin-2-yl. In some embodiments, R⁸ is cyclobutyl. In some embodiments, R⁸ is 1-(3-methoxy-phenyl)-cyclopropyl. In some embodiments, R⁸ is 1-(3,3,3-trifluoro-propyl)-pyrrolidin-3-yl. In some embodiments, R⁸ is 2-hydroxy-pyridin-3-yl. In some embodiments, R⁸ is 4-difluoromethoxy-benzyl. In some embodiments, R⁸ is 1-piperidin-1-yl-cyclopentylmethyl. In some embodiments, R⁸ is 3-hydroxy-3-methyl-butyl. In some embodiments, R⁸ is 1-(4-fluorophenyl)-cyclobutyl. In some embodiments, R⁸ is 4-methoxy-benzyl. In some embodiments, R⁸ is pyridin-2-yl. In some embodiments, R⁸ is 2-hydroxy-2-phenyl-ethyl. In some embodiments, R⁸ is 2-hydroxymethyl-2,3-dihydro-indol-1-yl. In some embodiments, R⁸ is 3-hydroxy-pyridin-2-yl. In some embodiments, R⁸ is 4-dimethylamino-tetrahydro-pyran-4-ylmethyl. In some embodiments, R⁸ is 2-(4-fluoro-phenyl)-ethyl. In some embodiments, R⁸ is 1-(2-methoxy-ethyl)-piperidin-4-ylmethyl. In some embodiments, R⁸ is 2-morpholin-4-yl-ethyl. In some embodiments, R⁸ is 1-(*tert*-butoxycarbonyl)-4-carboxypiperidin-4-yl. In some embodiments, R⁸ is quinolin-3-yl. In some embodiments, R⁸ is 1-morpholin-4-ylmethyl-cyclopentyl. In some embodiments, R⁸ is 1,4-dimethyl-1*H*-pyrrol-2-ylmethyl. In some embodiments, R⁸ is 2-hydroxy-2-pyridin-2-yl-ethyl. In some embodiments, R⁸ is pyridin-3-yl. In some embodiments, R⁸ is 2-dimethylamino-benzyl. In some embodiments, R⁸ is tetrahydro-thiopyran-4-yl. In some embodiments, R⁸ is 1-*m*-tolyl-cyclopropyl. In some embodiments, R⁸ is 1-(2-methoxy-ethyl)-piperidin-3-yl. In some embodiments, R⁸ is 5-methoxy-pyridin-2-ylmethyl. In some embodiments, R⁸ is 2-hydroxy-1-pyridin-4-yl-ethyl. In some embodiments, R⁸ is 4-methylpyridin-2-yl. In some embodiments, R⁸ is 4-carboxy-2-fluorophenyl. In some embodiments, R⁸ is 6-methanesulfonyl-pyridin-3-yl. In some embodiments, R⁸ is 1-*o*-tolyl-cyclobutyl. In some embodiments, R⁸ is 1,1-dimethyl-2-pyrrolidin-1-yl-ethyl. In some embodiments, R⁸ is 2,6-dimethoxy-pyridin-3-yl. In some embodiments, R⁸ is pyridin-2-yl. In some embodiments, R⁸ is 4-hydroxymethyl-tetrahydro-pyran-4-yl. In some embodiments, R⁸ is 2-(1*H*-imidazol-4-yl)-ethyl. In some embodiments, R⁸ is 3-fluoro-pyridin-4-yl. In some embodiments, R⁸ is 1-carbamoyl-2-phenyl-ethyl. In some embodiments, R⁸ is oxazol-4-ylmethyl. In some

embodiments, R⁸ is 6-methoxy-pyrimidin-4-yl. In some embodiments, R⁸ is 1,1-dioxo-hexahydro-1λ⁶-thiopyran-4-yl. In some embodiments, R⁸ is 1-methoxy-1-oxo-3-phenylpropan-2-yl. In some embodiments, R⁸ is 1-(2-methoxy-ethyl)-pyrrolidin-3-yl. In some embodiments, R⁸ is 1-(6-methyl-pyridin-2-yl)-ethyl. In some embodiments, R⁸ is 2-hydroxy-1-(4-hydroxy-phenyl)-ethyl. In some embodiments, R⁸ is 2-methoxy-pyridin-4-yl. In some embodiments, R⁸ is 1-pyridin-2-yl-cyclopropyl. In some embodiments, R⁸ is 1-(*tert*-butoxycarbonyl)piperidin-3-yl. In some embodiments, R⁸ is 3-methyl-pyridin-2-ylmethyl. In some embodiments, R⁸ is 3-fluoropyridin-2-yl. In some embodiments, R⁸ is 1-pyridin-4-yl-cyclobutyl. In some embodiments, R⁸ is 2-carboxy-1-(pyridin-3-yl)ethyl. In some embodiments, R⁸ is 2-hydroxy-1-methyl-ethyl. In some embodiments, R⁸ is 1-(methoxycarbonyl)cyclohexyl. In some embodiments, R⁸ is 3-hydroxymethyl-pyridin-4-yl. In some embodiments, R⁸ is 2-hydroxy-1-phenyl-ethyl. In some embodiments, R⁸ is 3-dimethylamino-tetrahydro-thiophen-3-ylmethyl. In some embodiments, R⁸ is tetrahydro-pyran-4-yl. In some embodiments, R⁸ is 5-chloro-pyridin-2-yl. In some embodiments, R⁸ is 1-carbamoyl-cyclobutyl. In some embodiments, R⁸ is 5-fluoro-2-methylbenzyl. In some embodiments, R⁸ is 2-morpholin-4-yl-2-pyridin-3-yl-ethyl. In some embodiments, R⁸ is 1-(3-methoxy-phenyl)-cyclobutyl. In some embodiments, R⁸ is 5-methylpyridin-2-yl. In some embodiments, R⁸ is 1-(tetrahydro-furan-2-yl)methyl. In some embodiments, R⁸ is 1-dimethylaminomethyl-cyclopentyl. In some embodiments, R⁸ is 2-(4-fluoro-phenyl)-1-methyl-ethyl. In some embodiments, R⁸ is benzothiazol-2-yl. In some embodiments, R⁸ is 1-(2-fluoro-phenyl)-cyclopropyl. In some embodiments, R⁸ is 1-(2-methoxy-ethyl)-piperidin-4-yl. In some embodiments, R⁸ is 2-hydroxy-1-pyridin-4-yl-ethyl. In some embodiments, R⁸ is 1-(3,3,3-trifluoro-propyl)-azetidin-3-ylmethyl. In some embodiments, R⁸ is 6-pyrrolidin-1-yl-pyridin-2-ylmethyl. In some embodiments, R⁸ is 1,1-dioxo-tetrahydro-1λ⁶-thiophen-3-yl. In some embodiments, R⁸ is 2,3-dimethoxy-benzyl. In some embodiments, R⁸ is 3-cyano-5-methyl-pyridin-2-yl. In some embodiments, R⁸ is 2,3-dihydro-benzofuran-3-yl. In some embodiments, R⁸ is 1-hydroxymethyl-cyclohexyl. In some embodiments, R⁸ is 2,5-difluoro-benzyl. In some embodiments, R⁸ is 4-dimethylamino-benzyl. In some embodiments, R⁸ is 4-hydroxy-1,1-dioxo-tetrahydro-1λ⁶-thiophen-3-yl. In some embodiments, R⁸ is 4-trifluoromethyl-pyridin-2-yl. In some embodiments, R⁸ is 5-methyl-thiazol-2-yl. In some embodiments, R⁸ is 6-trifluoromethyl-pyridin-3-yl. In some embodiments, R⁸ is 5-hydroxy-1*H*-pyrazol-3-yl. In some embodiments, R⁸ is 2-thiomorpholin-4-yl-ethyl. In some embodiments, R⁸ is benzo[1,3]dioxol-5-ylmethyl. In some embodiments, R⁸ is 2-amino-cyclohexyl. In some embodiments, R⁸ is 3-dimethylamino-1-oxo-tetrahydro-1λ⁴-thiophen-3-ylmethyl. In some embodiments, R⁸ is 4-methyl-morpholin-2-ylmethyl. In some embodiments, R⁸ is 1-(2-methoxy-phenyl)-cyclopropyl. In some embodiments, R⁸ is 2-carboxy-1-(4-fluorophenyl)propan-2-yl. In some embodiments, R⁸ is pyridin-2-ylmethyl. In some embodiments, R⁸ is pyridazin-3-yl. In some embodiments, R⁸ is 4-pyridin-2-yl-thiazol-2-yl. In some embodiments, R⁸ is 1-(3,3,3-

trifluoro-propyl)-piperidin-4-ylmethyl. In some embodiments, R⁸ is 6-chloro-2-methyl-pyridin-3-yl. In some embodiments, R⁸ is 6-hydroxy-pyridin-3-yl. In some embodiments, R⁸ is 3-trifluoromethoxy-benzyl. In some embodiments, R⁸ is 1-morpholin-4-yl-cyclopentylmethyl. In some embodiments, R⁸ is 1-pyridin-2-yl-cyclobutylmethyl. In some embodiments, R⁸ is 2-hydroxy-1-hydroxymethyl-1-methyl-ethyl. In some embodiments, R⁸ is 5-hydroxymethyl-pyridin-2-yl. In some embodiments, R⁸ is 5-fluoro-1-oxy-pyridin-2-yl. In some embodiments, R⁸ is 6-methoxy-pyridin-2-yl. In some embodiments, R⁸ is 1-methyl-1-pyridin-3-yl-ethyl. In some embodiments, R⁸ is 6-methyl-pyridin-3-yl. In some embodiments, R⁸ is 2-hydroxy-1-hydroxymethyl-propyl. In some embodiments, R⁸ is 2-chloro-pyridin-3-yl. In some
10 embodiments, R⁸ is 3-methyl-3*H*-imidazol-4-ylmethyl. In some embodiments, R⁸ is 6-fluoro-pyridin-2-yl. In some embodiments, R⁸ is 3-dimethylamino-benzyl. In some embodiments, R⁸ is 6-morpholin-4-yl-pyridin-3-yl. In some embodiments, R⁸ is 1-*o*-tolyl-cyclopropyl. In some
embodiments, R⁸ is 1-(3,3,3-trifluoro-propyl)-piperidin-3-yl. In some embodiments, R⁸ is 6-methanesulfonyl-4-methyl-pyridin-3-yl. In some embodiments, R⁸ is 2-methyl-quinolin-4-yl. In
15 some embodiments, R⁸ is 1-(3,3,3-trifluoro-propyl)-pyrrolidin-3-ylmethyl. In some
embodiments, R⁸ is benzooxazol-2-yl. In some embodiments, R⁸ is 1-methyl-piperidin-4-ylmethyl. In some embodiments, R⁸ is 2-(2,6-dimethyl-morpholin-4-yl)-2-methyl-propyl. In
some embodiments, R⁸ is 1-methyl-piperidin-2-ylmethyl. In some embodiments, R⁸ is pyridin-4-ylmethyl. In some embodiments, R⁸ is 4-hydroxymethyl-pyridin-2-yl. In some embodiments, R⁸
20 is 5,7-dimethyl-pyrazolo[1,5-*a*]pyrimidin-2-yl. In some embodiments, R⁸ is 6,6-dimethyl-bicyclo[3.1.1]hept-2-ylmethyl. In some embodiments, R⁸ is 1-(5-methyl-pyridin-2-yl)-ethyl. In
some embodiments, R⁸ is 2-fluoro-pyridin-3-yl. In some embodiments, R⁸ is morpholin-4-yl. In
some embodiments, R⁸ is 2-hydroxy-2-pyridin-4-yl-ethyl. In some embodiments, R⁸ is pyridin-4-yl. In some embodiments, R⁸ is 4-hydroxy-pyridin-2-yl. In some embodiments, R⁸ is 3-
25 methoxy-benzyl. In some embodiments, R⁸ is 1-oxy-pyridin-2-yl. In some embodiments, R⁸ is 1-ethyl-propyl. In some embodiments, R⁸ is 6-carboxypyridin-2-yl. In some embodiments, R⁸ is
1,2,2,6,6-pentamethyl-piperidin-4-yl. In some embodiments, R⁸ is 6-methoxy-pyridin-3-yl. In
some embodiments, R⁸ is cyclopentyl. In some embodiments, R⁸ is morpholin-2-ylmethyl. In
some embodiments, R⁸ is 1-(*tert*-butoxycarbonyl)azetidin-3-yl)methyl. In some embodiments,
30 R⁸ is 2-dimethylamino-2-pyridin-3-yl-ethyl. In some embodiments, R⁸ is 1-(4-methoxy-phenyl)-cyclobutyl. In some embodiments, R⁸ is 3-hydroxy-benzyl. In some embodiments, R⁸ is
tetrahydro-furan-2-ylmethyl. In some embodiments, R⁸ is 4-(*tert*-butoxycarbonyl)morpholin-2-ylmethyl. In some embodiments, R⁸ is 1-(3-fluoro-phenyl)-cyclopropyl. In some embodiments,
R⁸ is 2-*o*-tolyl-ethyl. In some embodiments, R⁸ is 3-hydroxymethyl-1-isobutyl-pyrrolidin-3-yl.
35 In some embodiments, R⁸ is 1-(2-methoxy-ethyl)-azetidin-3-yl. In some embodiments, R⁸ is 6-morpholin-4-yl-pyridin-2-ylmethyl. In some embodiments, R⁸ is 1,1-dioxo-tetrahydro-1λ⁶-
thiophen-3-ylmethyl. In some embodiments, R⁸ is 2-(4-fluoro-phenoxy)-ethyl. In some

embodiments, R⁸ is 2,6-dimethyl-pyrimidin-4-yl. In some embodiments, R⁸ is 1-hydroxymethyl-2-(3*H*-imidazol-4-yl)-ethyl. In some embodiments, R⁸ is 4-methanesulfonyl-benzyl. In some embodiments, R⁸ is 1-pyridin-3-yl-cyclopropyl. In some embodiments, R⁸ is 9-methyl-9-azabicyclo[3.3.1]non-1-yl. In some embodiments, R⁸ is 2,6-dimethyl-pyridin-3-yl. In some
5 embodiments, R⁸ is 4-hydroxy-benzyl. In some embodiments, R⁸ is 2-oxo-2-phenyl-ethyl. In some embodiments, R⁸ is 1-methyl-1*H*-pyrazol-3-ylmethyl. In some embodiments, R⁸ is pyrimidin-2-yl. In some embodiments, R⁸ is 5-methyl-pyrazin-2-yl. In some embodiments, R⁸ is 1-(2-methoxy-pyridin-3-yl)-1-methyl-ethyl. In some embodiments, R⁸ is 6-methanesulfonyl-2-methyl-pyridin-3-yl. In some embodiments, R⁸ is 2-hydroxy-benzyl. In some embodiments, R⁸
10 is 6-bromo-2-methyl-pyridin-3-yl. In some embodiments, R⁸ is 2-methoxy-pyridin-3-yl. In some embodiments, R⁸ is 1-(4-chloro-phenyl)-cyclobutyl. In some embodiments, R⁸ is 2-(pyridine-2-sulfonyl)-ethyl. In some embodiments, R⁸ is 1-pyridin-2-yl-cyclopropylmethyl. In some embodiments, R⁸ is 1-methyl-1,2,3,4-tetrahydro-quinolin-7-yl. In some embodiments, R⁸ is benzyl. In some embodiments, R⁸ is 3,5-dimethyl-pyrazin-2-yl. In some embodiments, R⁸ is 1-
15 (2-hydroxy-pyridin-3-yl)-1-methyl-ethyl. In some embodiments, R⁸ is 1-(ethoxycarbonyl)cyclobutyl. In some embodiments, R⁸ is 1-(*tert*-butoxycarbonyl)pyrrolidin-3-ylmethyl. In some embodiments, R⁸ is quinolin-4-ylmethyl. In some embodiments, R⁸ is 2-(4-fluoro-phenyl)-1-(2-hydroxy-ethylcarbamoyl)-1-methyl-ethyl. In some embodiments, R⁸ is 2-morpholin-4-yl-pyridin-3-yl. In some embodiments, R⁸ is 6-methyl-pyridin-2-yl. In some
20 embodiments, R⁸ is 3-difluoromethoxy-benzyl. In some embodiments, R⁸ is 4-hydroxy-1-methyl-piperidin-4-ylmethyl. In some embodiments, R⁸ is 1-(2,5-dimethylpyrrolidine-1-carbonyl)cyclopentyl. In some embodiments, R⁸ is 2-methoxy-benzyl. In some embodiments, R⁸ is 6-methyl-pyridin-2-ylmethyl. In some embodiments, R⁸ is 3-chloro-pyridin-4-yl. In some
25 embodiments, R⁸ is 2-carboxypropan-2-yl. In some embodiments, R⁸ is 6-chloro-pyridin-3-yl. In some embodiments, R⁸ is 2-hydroxy-2-pyridin-3-yl-ethyl. In some embodiments, R⁸ is 1-*p*-tolyl-cyclopropyl. In some embodiments, R⁸ is 1-(3,3,3-trifluoro-propyl)-piperidin-4-yl. In some
embodiments, R⁸ is 4-methoxy-pyridin-2-yl. In some embodiments, R⁸ is 3-azepan-1-yl-2,2-dimethyl-propyl. In some embodiments, R⁸ is 1-(*tert*-butoxycarbonyl)azetidin-3-yl. In some
embodiments, R⁸ is 5-methyl-pyrazin-2-ylmethyl. In some embodiments, R⁸ is 1-oxo-
30 hexahydro-1λ⁴-thiopyran-4-yl. In some embodiments, R⁸ is 2-(2-chloro-phenyl)-ethyl. In some
embodiments, R⁸ is 3-chloro-5-trifluoromethyl-pyridin-2-ylmethyl. In some embodiments, R⁸ is 2-hydroxy-1-hydroxymethyl-ethyl. In some embodiments, R⁸ is (1-methyl-pyrrolidin-2-yl)-pyridin-2-yl. In some embodiments, R⁸ is 5-fluoro-2-hydroxy-phenyl. In some embodiments, R⁸
is methyl. In some embodiments, R⁸ is 4-(methoxycarbonyl)-1-methylpiperidin-4-yl. In some
35 embodiments, R⁸ is 4-hydroxymethyl-1-methyl-piperidin-4-yl. In some embodiments, R⁸ is 2-(2-hydroxymethyl-pyrrolidin-1-yl)-ethyl. In some embodiments, R⁸ is 1-phenyl-cyclohexyl. In
some embodiments, R⁸ is 3-methyl-1,1-dioxo-tetrahydro-1λ⁶-thiophen-3-yl. In some

embodiments, R⁸ is 1-cyano-cyclohexyl. In some embodiments, R⁸ is 1-(5-methyl-[1,2,4]oxadiazol-3-yl)-cyclohexyl. In some embodiments, R⁸ is 2-cyanopropan-2-yl. In some embodiments, R⁸ is 3-methyl-1-phenylureido. In some embodiments, R⁸ is 1-carbamoyl-2,2-dimethyl-propyl. In some embodiments, R⁸ is *tert*-butylamino. In some embodiments, R⁸ is 2,2,2-trifluoro-1,1-dimethyl-ethyl. In some embodiments, R⁸ is 2,2-dimethyl-1-methylcarbamoyl-propyl. In some embodiments, R⁸ is 1-cyclopropyl-ethyl. In some embodiments, R⁸ is amino. In some embodiments, R⁸ is *N-tert*-butylmethylsulfonamido. In some embodiments, R⁸ is 1,1-dimethyl-prop-2-ynyl. In some embodiments, R⁸ is 2-methyl-1-(phosphonooxy)propan-2-yl. In some embodiments, R⁸ is 1-*tert*-butyl-3-methylureido. In some embodiments, R⁸ is 4-cyano-tetrahydro-pyran-4-yl. In some embodiments, R⁸ is 1-methyl-cyclobutyl. In some embodiments, R⁸ is 1-hydroxymethyl-2-methyl-propyl. In some embodiments, R⁸ is cyclobutylamino. In some embodiments, R⁸ is 1-cyano-cyclopentyl. In some embodiments, R⁸ is cyano-dimethyl-methyl. In some embodiments, R⁸ is 2,2-dimethyl-1-(methylcarbamoyl)-propyl. In some embodiments, R⁸ is phenylamino. In some embodiments, R⁸ is 1-hydroxymethyl-propyl. In some embodiments, R⁸ is 1-methyl-1-(1*H*-tetrazol-5-yl)-ethyl. In some embodiments, R⁸ is 3,3-dimethyl-1-(phosphonooxy)butan-2-yl. In some embodiments, R⁸ is 2-hydroxy-1-tetrahydro-pyran-4-yl-ethyl. In some embodiments, R⁸ is 1,2-dimethyl-propyl. In some embodiments, R⁸ is 1-pyridin-2-yl-cyclobutyl. In some embodiments, R⁸ is 1-hydroxymethyl-2-phenyl-ethyl. In some embodiments, R⁸ is 4-methylcarbamoyl-tetrahydro-pyran-4-yl. In some embodiments, R⁸ is 1-methyl-1-methylcarbamoyl-ethyl. In some embodiments, R⁸ is 2,2-dimethyl-1-morpholin-4-ylmethyl-propyl. In some embodiments, R⁸ is 1-methylcarbamoyl-cyclopent-3-enyl. In some embodiments, R⁸ is 2-methoxy-2-oxo-1-(pyridin-2-yl)ethyl. In some embodiments, R⁸ is methylcarbamoyl-pyridin-2-yl-methyl. In some embodiments, R⁸ is 1-methylcarbamoyl-cyclopentyl. In some embodiments, R⁸ is 1-(*tert*-butylcarbamoyl)-2,2-dimethyl-propyl. In some embodiments, R⁸ is 2,2-dimethyl-1-(pyridin-2-ylcarbamoyl)-propyl. In some embodiments, R⁸ is 1-(pyridin-2-ylcarbamoyl)-cyclobutyl. In some embodiments, R⁸ is 1-methylcarbamoyl-cyclobutyl. In some embodiments, R⁸ is 2-(methylamino)-2-oxo-1-phenylethyl. In some embodiments, R⁸ is pyrrolidin-1-yl. In some embodiments, R⁸ is piperidin-1-yl. In some embodiments, R⁸ is 2,6-dimethyl-piperidin-1-yl. In some embodiments, R⁸ is 1-cyclopropylcarbamoyl-2,2-dimethyl-propyl. In some embodiments, R⁸ is 2,2-dimethyl-1-(2,2,2-trifluoro-ethylcarbamoyl)-propyl. In some embodiments, R⁸ is 1-ethylcarbamoyl-2,2-dimethyl-propyl. In some embodiments, R⁸ is 2-hydroxy-1-(tetrahydro-pyran-4-yl)-ethyl. In some embodiments, R⁸ is *N*-cyclobutylmethylsulfonamido. In some embodiments, R⁸ is *N*-phenylmethylsulfonamido. In some embodiments, R⁸ is 1-cyclopropyl-2-hydroxy-ethyl. In some embodiments, R⁸ is 1,2,2-trimethyl-propyl. In some embodiments, R⁸ is 2-oxo-1-(pyridin-2-yl)-2-(2,2,2-trifluoroethylamino)ethyl. In some embodiments, R⁸ is 2,2-dimethyl-1-pyridin-2-yl-propyl. In some embodiments, R⁸ is 1-methoxy-3,3-dimethyl-1-

oxobutan-2-yl. In some embodiments, R⁸ is 1-carboxy-2,2-dimethylpropyl. In some
embodiments, R⁸ is 1-(hydroxy-methyl-carbamoyl)-2,2-dimethyl-propyl. In some embodiments,
R⁸ is 1-dimethylcarbamoyl-2,2-dimethyl-propyl. In some embodiments, R⁸ is 1-(azetidine-1-
carbonyl)-2,2-dimethyl-propyl. In some embodiments, R⁸ is 1-methoxycarbamoyl-2,2-dimethyl-
5 propyl. In some embodiments, R⁸ is 1-(methoxy-methyl-carbamoyl)-2,2-dimethyl-propyl. In
some embodiments, R⁸ is 1-*tert*-butoxycarbamoyl-2,2-dimethyl-propyl. In some embodiments,
R⁸ is 2,2-dimethyl-1-pyridin-2-yl-propyl. In some embodiments, R⁸ is fluoromethyl. In some
embodiments, R⁸ is 2,2,2-trifluoroethylamino. In some embodiments, R⁸ is (1,1-dioxo-
tetrahydro-1λ⁶-thiophen-3-yl)amino. In some embodiments, R⁸ is 1-hydroxycarbamoyl-2,2-
10 dimethyl-propyl. In some embodiments, R⁸ is 1-hydroxymethyl-2-methyl-butyl. In some
embodiments, R⁸ is 1-(2-hydroxy-ethylcarbamoyl)-2,2-dimethyl-propyl. In some embodiments,
R⁸ is 1,1-*bis*-hydroxymethyl-propyl. In some embodiments, R⁸ is 1-(5-fluoro-pyridin-2-yl)-2,2-
dimethyl-propyl. In some embodiments, R⁸ is 4-hydroxymethyl-tetrahydro-2*H*-pyran-4-yl. In
some embodiments, R⁸ is 1-(2-(*tert*-butoxycarbonylamino)-3-methylbutanoyloxy)-2-
15 methylpropan-2-yl. In some embodiments, R⁸ is 1-(2-amino-3-methylbutanoyloxy)-3-
methylbutan-2-yl. In some embodiments, R⁸ is 1-(2-amino-3-methylbutanoyloxy)-2-
methylpropan-2-yl. In some embodiments, R⁸ is 2-hydroxy-1-(tetrahydro-2*H*-pyran-4-yl)-ethyl.
In some embodiments, R⁸ is 1-(4-carboxybutanoyloxy)-2-methylpropan-2-yl. In some
embodiments, R⁸ is 1-(4-carboxybutanoyloxy)-3-methylbutan-2-yl. In some embodiments, R⁸ is
20 1-(4-carboxybutanoyloxy)-3,3-dimethylbutan-2-yl. In some embodiments, R⁸ is 1-(2-amino-3-
methylbutanoyloxy)-3,3-dimethylbutan-2-yl. In some embodiments, R⁸ is 2-(2-amino-3-
methylbutanoyloxy)-1-(tetrahydro-2*H*-pyran-4-yl)ethyl. In some embodiments, R⁸ is 3,3,3-
trifluoro-1-hydroxymethyl-propyl. In some embodiments, R⁸ is 3-fluoro-1-methoxy-3-methyl-1-
oxobutan-2-yl. In some embodiments, R⁸ is 1-ethoxy-4,4,4-trifluoro-1-oxo-3-
25 (trifluoromethyl)butan-2-yl. In some embodiments, R⁸ is 2-fluoro-1-hydroxymethyl-2-methyl-
propyl. In some embodiments, R⁸ is 1-(2-(*tert*-butoxycarbonylamino)-3-methylbutanoyloxy)-
3,3-dimethylbutan-2-yl. In some embodiments, R⁸ is 4,4,4-trifluoro-1-methoxy-1-oxobutan-2-yl.
In some embodiments, R⁸ is 2-fluoro-1,1-dimethyl-ethyl. In some embodiments, R⁸ is 3-fluoro-
2-(fluoromethyl)-1-methoxy-1-oxopropan-2-yl. In some embodiments, R⁸ is 2-fluoro-1-
30 fluoromethyl-1-hydroxymethyl-ethyl. In some embodiments, R⁸ is 3-hydroxy-1-methoxy-2-
methyl-1-oxopropan-2-yl. In some embodiments, R⁸ is 2-carboxy-1-hydroxypropan-2-yl. In
some embodiments, R⁸ is 2,2,2-trifluoroethylamino. In some embodiments, R⁸ is 1-
fluoromethyl-2-methyl-propyl. In some embodiments, R⁸ is 1-fluoromethyl-2,2-dimethyl-
propyl. In some embodiments, R⁸ is 3-methyl-oxetan-3-yl. In some embodiments, R⁸ is 1-
35 fluoromethyl-cyclobutyl. In some embodiments, R⁸ is 1,1-*bis*-hydroxymethyl-2-methyl-propyl.
In some embodiments, R⁸ is 1-trifluoromethyl-cyclopropyl. In some embodiments, R⁸ is 1-
methyl-cyclopropyl. In some embodiments, R⁸ is 1-trifluoromethyl-cyclobutyl.

The Group R⁹:

- In some embodiments, R⁹ is selected from H, C₁-C₆ alkyl, and C₃-C₇ cycloalkyl.
- In some embodiments, R⁹ is C₁-C₆ alkyl.
- In some embodiments, R⁹ is C₃-C₇ cycloalkyl.
- 5 In some embodiments, R⁹ is selected from H, methyl, *tert*-butyl, and cyclobutyl.
- In some embodiments, R⁹ is H.
- In some embodiments, R⁹ is methyl.
- In some embodiments, R⁹ is *tert*-butyl.
- In some embodiments, R⁹ is cyclobutyl.

10 The Group R¹⁰:

- In some embodiments, R¹⁰ is selected from: C₁-C₆ alkylene, heteroarylene, and heterocyclylene.
- In some embodiments, R¹⁰ is selected from: 1,1-dimethylethylene, 1,1-dimethylmethylene, ethylene, methylene, 1,4-piperidinylenes, 2,5-pyrazinylenes, and 2,4-pyridinylenes.
- 15 In some embodiments, R¹⁰ is C₁-C₆ alkylene.
- In some embodiments, R¹⁰ is selected from: 1,1-dimethylethylene, 1,1-dimethylmethylene, ethylene, and methylene.
- In some embodiments, R¹⁰ is 1,1-dimethylethylene
- 20 In some embodiments, R¹⁰ is 1,1-dimethylmethylene.
- In some embodiments, R¹⁰ is ethylene.
- In some embodiments, R¹⁰ is methylene.
- In some embodiments, R¹⁰ is heteroarylene.
- In some embodiments, R¹⁰ is selected from: 2,5-pyrazinylenes, and 2,4-pyridinylenes.
- 25 In some embodiments, R¹⁰ is heterocyclylene.
- In some embodiments, R¹⁰ is 1,4-piperidinylenes.
- In some embodiments, R¹⁰ is absent.

The Group R¹¹:

- In some embodiments, R¹¹ is selected from: -C(O)NH- and C₁-C₆ alkylene.
- 30 In some embodiments, R¹¹ is selected from: -C(O)NH- and methylene.
- In some embodiments, R¹¹ is -C(O)NH-.
- In some embodiments, R¹¹ is C₁-C₆ alkylene.
- In some embodiments, R¹¹ is methylene.
- In some embodiments, R¹¹ is absent.

35 The Group R¹²:

- In some embodiments, R¹² is C₁-C₆ alkylene.
- In some embodiments, R¹² is methylene.

In some embodiments, R¹² is 1,1-dimethyl-methylene.

In some embodiments, R¹² is absent.

The Group R¹³:

In some embodiments, R¹³ is selected from: C₁-C₆ alkyl, aryl, C₃-C₇ cycloalkyl, heteroaryl, heterocyclyl, and hydroxyl; wherein said C₁-C₆ alkyl, aryl, and heteroaryl are each optionally substituted with one or two substituents selected from: C₁-C₆ alkoxy, C₁-C₆ alkyl, C₁-C₆ alkylamino, C₁-C₆ alkylsulfonyl, amino, C₃-C₇ cycloalkyl, cyano, C₂-C₈ dialkylamino, C₁-C₆ haloalkyl, halogen, and hydroxyl.

In some embodiments, R¹³ is selected from: C₁-C₆ alkyl, aryl, C₃-C₇ cycloalkyl, heteroaryl, heterocyclyl, and hydroxyl; wherein said C₁-C₆ alkyl, aryl, and heteroaryl are each optionally substituted with one or two substituents selected from: fluoro, bromo, chloro, iodo, methoxy, cyano, methyl, *tert*-butyl, isopropyl, hydroxyl, ethyl, heptafluoropropyl, cyclobutyl, trifluoromethyl, cyclopropyl, dimethylamino, methoxy, ethoxy, methylamino, propyl, amino, and methanesulfonyl.

In some embodiments, R¹³ is selected from: C₁-C₆ alkyl, aryl, C₃-C₇ cycloalkyl, heteroaryl, heterocyclyl, and hydroxyl; wherein said C₁-C₆ alkyl, aryl, and heteroaryl are each optionally substituted with one or two substituents selected from: fluoro, bromo, chloro, methoxy, cyano, methyl, *tert*-butyl, isopropyl, hydroxyl, ethyl, heptafluoropropyl, cyclobutyl, trifluoromethyl, cyclopropyl, dimethylamino, methoxy, ethoxy, methylamino, propyl, amino, and methanesulfonyl.

In some embodiments, R¹³ is selected from: 2,4-difluoro-phenyl, 2,4-dichloro-phenyl, 2-fluoro-4-methanesulfonyl-phenyl, 2,6-difluoro-phenyl, 2,5-difluoro-phenyl, 4-methoxy-phenyl, 4-cyano-phenyl, 4-fluoro-phenyl, phenyl, 2-fluoro-phenyl, 3-fluoro-phenyl, *o*-tolyl, *tert*-butyl, isopropyl, 2,2-dimethylpropyl, hydroxyl, 2-hydroxy-2-methylpropyl, 1-oxo-hexahydro-1λ⁴-thiopyran-4-yl, 1,1-dioxo-hexahydro-1λ⁶-thiopyran-4-yl, tetrahydrothiopyran-4-yl, morpholin-4-yl, tetrahydro-pyran-4-yl, 1,1-dioxo-tetrahydro-1λ⁶-thiophen-3-yl, pyrazin-2-yl, 5-ethyl-pyrazin-2-yl, 5-hydroxy-pyrazin-2-yl, 5-isopropyl-pyrazin-2-yl, 5-heptafluoropropyl-pyrazin-2-yl, 5-cyclobutyl-pyrazin-2-yl, 5-methyl-pyrazin-2-yl, 6-ethyl-pyrazin-2-yl, 5-trifluoromethyl-pyrazin-2-yl, cyclopropyl, 5-cyclopropyl-pyrazin-2-yl, 6-chloro-pyrazin-2-yl, 5-dimethylamino-pyrazin-2-yl, 4-cyano-phenyl, 6-methoxy-pyridazin-3-yl, 6-chloro-pyridazin-3-yl, pyrimidin-5-yl, 6-dimethylamino-pyrazin-2-yl, 6-methoxy-pyrazin-2-yl, 2-pyrimidin-4-yl, 5-bromo-pyrazin-2-yl, 5-hydroxy-pyrazin-2-yl, 5-methoxy-pyrazin-2-yl, 5-ethoxypyrazin-2-yl, 5-methylamino-pyrazin-2-yl, 5-bromo-pyridin-2-yl, pyridin-3-yl, 5-trifluoromethyl-pyridin-2-yl, 5-isopropyl-pyridin-2-yl, 5-isopropyl-pyridin-2-yl, 5-methyl-pyridin-2-yl, 5-ethyl-pyridin-2-yl, 5-methoxy-pyridin-2-yl, 4-trifluoromethyl-pyridin-2-yl, 5-cyano-pyridin-2-yl, 5-dimethylamino-pyridin-2-yl, 4-methyl-pyridin-2-yl, 5-chloro-4-methyl-pyridin-2-yl, 5-chloro-4-trifluoromethyl-pyridin-2-yl, 4-trifluoromethyl-pyridin-2-yl, 3-fluoro-pyridin-2-yl, 6-methyl-4-trifluoromethyl-pyridin-2-

yl, 3-methyl-pyridin-2-yl, 5-propyl-pyridin-2-yl, 5-cyclopropyl-pyridin-2-yl, 5-fluoro-pyridin-2-yl, 3,5-difluoro-pyridin-2-yl, 6-bromo-pyridin-3-yl, 5-bromo-pyridin-3-yl, 5,6-difluoro-pyridin-3-yl, 6-chloro-pyridin-3-yl, 3-fluoro-pyridin-4-yl, 5-cyano-pyridin-3-yl, pyridin-4-yl, 2-chloro-pyridin-4-yl, 2-methoxy-pyridin-4-yl, 6-methyl-pyridin-3-yl, *m*-tolyl, thiazol-2-yl, cyclopentyl, 4-amino-pyridin-2-yl, 4-methoxy-pyridin-2-yl, 4-choro-pyridin-2-yl, 4-fluoro-pyridin-2-yl, 4-cyclopropyl-pyridin-2-yl, 4-bromo-pyridin-2-yl, 4-methanesulfonyl-pyridin-2-yl, 4-cyano-pyridin-2-yl, hydroxymethyl, 4-oxy-pyrazin-2-yl, 3-methyl-1,1-dioxo-tetrahydro-1 λ^6 -thiophen-3-yl, 5-chloro-3-fluoro-pyridin-2-yl, 3-fluoro-5-methoxy-pyridin-2-yl, 2-chloro-4-fluoro-phenyl, 6-fluoro-pyridin-3-yl, 6-cyano-pyridin-3-yl, 4-iodo-pyridin-2-yl, 1-oxy-pyridin-3-yl, and 4-hydroxy-pyridin-2-yl.

In some embodiments, R¹³ is selected from: 2,4-difluoro-phenyl, 2,4-dichloro-phenyl, 2-fluoro-4-methanesulfonyl-phenyl, 2,6-difluoro-phenyl, 2,5-difluoro-phenyl, 4-methoxy-phenyl, 4-cyano-phenyl, 4-fluoro-phenyl, phenyl, 2-fluoro-phenyl, 3-fluoro-phenyl, *o*-tolyl, *tert*-butyl, isopropyl, 2,2-dimethylpropyl, hydroxyl, 2-hydroxy-2-methylpropyl, 1-oxo-hexahydro-1 λ^4 -thiopyran-4-yl, 1,1-dioxo-hexahydro-1 λ^6 -thiopyran-4-yl, tetrahydrothiopyran-4-yl, morpholin-4-yl, tetrahydro-pyran-4-yl, 1,1-dioxo-tetrahydro-1 λ^6 -thiophen-3-yl, pyrazin-2-yl, 5-ethyl-pyrazin-2-yl, 5-hydroxy-pyrazin-2-yl, 5-isopropyl-pyrazin-2-yl, 5-heptafluoropropyl-pyrazin-2-yl, 5-cyclobutyl-pyrazin-2-yl, 5-methyl-pyrazin-2-yl, 6-ethyl-pyrazin-2-yl, 5-trifluoromethyl-pyrazin-2-yl, cyclopropyl, 5-cyclopropyl-pyrazin-2-yl, 6-chloro-pyrazin-2-yl, 5-dimethylamino-pyrazin-2-yl, 4-cyano-phenyl, 6-methoxy-pyridazin-3-yl, 6-chloro-pyridazin-3-yl, pyrimidin-5-yl, 6-dimethylamino-pyrazin-2-yl, 6-methoxy-pyrazin-2-yl, 2-pyrimidin-4-yl, 5-bromo-pyrazin-2-yl, 5-hydroxy-pyrazin-2-yl, 5-methoxy-pyrazin-2-yl, 5-ethoxypyrazin-2-yl, 5-methylamino-pyrazin-2-yl, 5-bromo-pyridin-2-yl, pyridin-3-yl, 5-trifluoromethyl-pyridin-2-yl, 5-isopropyl-pyridin-2-yl, 5-isopropyl-pyridin-2-yl, 5-methyl-pyridin-2-yl, 5-ethyl-pyridin-2-yl, 5-methoxy-pyridin-2-yl, 4-trifluoromethyl-pyridin-2-yl, 5-cyano-pyridin-2-yl, 5-dimethylamino-pyridin-2-yl, 4-methyl-pyridin-2-yl, 5-chloro-4-methyl-pyridin-2-yl, 5-chloro-4-trifluoromethyl-pyridin-2-yl, 4-trifluoromethyl-pyridin-2-yl, 3-fluoro-pyridin-2-yl, 6-methyl-4-trifluoromethyl-pyridin-2-yl, 3-methyl-pyridin-2-yl, 5-propyl-pyridin-2-yl, 5-cyclopropyl-pyridin-2-yl, 5-fluoro-pyridin-2-yl, 3,5-difluoro-pyridin-2-yl, 6-bromo-pyridin-3-yl, 5-bromo-pyridin-3-yl, 5,6-difluoro-pyridin-3-yl, 6-chloro-pyridin-3-yl, 3-fluoro-pyridin-4-yl, 5-cyano-pyridin-3-yl, pyridin-4-yl, 2-chloro-pyridin-4-yl, 2-methoxy-pyridin-4-yl, 6-methyl-pyridin-3-yl, *m*-tolyl, thiazol-2-yl, cyclopentyl, 4-methoxy-pyridin-2-yl, 4-choro-pyridin-2-yl, 4-fluoro-pyridin-2-yl, 4-cyclopropyl-pyridin-2-yl, 4-bromo-pyridin-2-yl, 4-methanesulfonyl-pyridin-2-yl, 4-cyano-pyridin-2-yl, hydroxymethyl, and 4-oxy-pyrazin-2-yl.

In some embodiments, R¹³ is 2,4-difluoro-phenyl. In some embodiments, R¹³ is 2,4-dichloro-phenyl. In some embodiments, R¹³ is 2-fluoro-4-methanesulfonyl-phenyl. In some embodiments, R¹³ is 2,6-difluoro-phenyl. In some embodiments, R¹³ is 2,5-difluoro-phenyl. In

some embodiments, R¹³ is 4-methoxy-phenyl. In some embodiments, R¹³ is 4-cyano-phenyl. In some embodiments, R¹³ is 4-fluoro-phenyl. In some embodiments, R¹³ is phenyl. In some embodiments, R¹³ is 2-fluoro-phenyl. In some embodiments, R¹³ is 3-fluoro-phenyl. In some embodiments, R¹³ is *o*-tolyl. In some embodiments, R¹³ is *tert*-butyl. In some embodiments, R¹³ is isopropyl. In some embodiments, R¹³ is 2,2-dimethylpropyl. In some embodiments, R¹³ is hydroxyl. In some embodiments, R¹³ is 2-hydroxy-2-methylpropyl. In some embodiments, R¹³ is 1-oxo-hexahydro-1λ⁴-thiopyran-4-yl. In some embodiments, R¹³ is 1,1-dioxo-hexahydro-1λ⁶-thiopyran-4-yl. In some embodiments, R¹³ is tetrahydrothiopyran-4-yl. In some embodiments, R¹³ is morpholin-4-yl. In some embodiments, R¹³ is tetrahydro-pyran-4-yl. In some embodiments, R¹³ is 1,1-dioxo-tetrahydro-1λ⁶-thiophen-3-yl. In some embodiments, R¹³ is pyrazin-2-yl. In some embodiments, R¹³ is 5-ethyl-pyrazin-2-yl. In some embodiments, R¹³ is 5-hydroxy-pyrazin-2-yl. In some embodiments, R¹³ is 5-isopropyl-pyrazin-2-yl. In some embodiments, R¹³ is 5-heptafluoropropyl-pyrazin-2-yl. In some embodiments, R¹³ is 5-cyclobutyl-pyrazin-2-yl. In some embodiments, R¹³ is 5-methyl-pyrazin-2-yl. In some embodiments, R¹³ is 6-ethyl-pyrazin-2-yl. In some embodiments, R¹³ is 5-trifluoromethyl-pyrazin-2-yl. In some embodiments, R¹³ is cyclopropyl. In some embodiments, R¹³ is 5-cyclopropyl-pyrazin-2-yl. In some embodiments, R¹³ is 6-chloro-pyrazin-2-yl. In some embodiments, R¹³ is 5-dimethylamino-pyrazin-2-yl. In some embodiments, R¹³ is 4-cyano-phenyl. In some embodiments, R¹³ is 6-methoxy-pyridazin-3-yl. In some embodiments, R¹³ is 6-chloro-pyridazin-3-yl. In some embodiments, R¹³ is pyrimidin-5-yl. In some embodiments, R¹³ is 6-dimethylamino-pyrazin-2-yl. In some embodiments, R¹³ is 6-methoxy-pyrazin-2-yl. In some embodiments, R¹³ is 2-pyrimidin-4-yl. In some embodiments, R¹³ is 5-bromo-pyrazin-2-yl. In some embodiments, R¹³ is 5-hydroxy-pyrazin-2-yl. In some embodiments, R¹³ is 5-methoxy-pyrazin-2-yl. In some embodiments, R¹³ is 5-ethoxypyrazin-2-yl. In some embodiments, R¹³ is 5-methylamino-pyrazin-2-yl. In some embodiments, R¹³ is 5-bromo-pyridin-2-yl. In some embodiments, R¹³ is pyridin-3-yl. In some embodiments, R¹³ is 5-trifluoromethyl-pyridin-2-yl. In some embodiments, R¹³ is 5-isopropyl-pyridin-2-yl. In some embodiments, R¹³ is 5-isopropyl-pyridin-2-yl. In some embodiments, R¹³ is 5-methyl-pyridin-2-yl. In some embodiments, R¹³ is 5-ethyl-pyridin-2-yl. In some embodiments, R¹³ is 5-methoxy-pyridin-2-yl. In some embodiments, R¹³ is 4-trifluoromethyl-pyridin-2-yl. In some embodiments, R¹³ is 5-cyano-pyridin-2-yl. In some embodiments, R¹³ is 5-dimethylamino-pyridin-2-yl. In some embodiments, R¹³ is 4-methyl-pyridin-2-yl. In some embodiments, R¹³ is 5-chloro-4-methyl-pyridin-2-yl. In some embodiments, R¹³ is 5-chloro-4-trifluoromethyl-pyridin-2-yl. In some embodiments, R¹³ is 4-trifluoromethyl-pyridin-2-yl. In some embodiments, R¹³ is 3-fluoro-pyridin-2-yl. In some embodiments, R¹³ is 6-methyl-4-trifluoromethyl-pyridin-2-yl. In some embodiments, R¹³ is 3-methyl-pyridin-2-yl. In some embodiments, R¹³ is 5-propyl-pyridin-2-yl. In some embodiments, R¹³ is 5-cyclopropyl-pyridin-2-yl. In some embodiments, R¹³ is 5-fluoro-

pyridin-2-yl. In some embodiments, R¹³ is 3,5-difluoro-pyridin-2-yl. In some embodiments, R¹³ is 6-bromo-pyridin-3-yl. In some embodiments, R¹³ is 5-bromo-pyridin-3-yl. In some embodiments, R¹³ is 5,6-difluoro-pyridin-3-yl. In some embodiments, R¹³ is 6-chloro-pyridin-3-yl. In some embodiments, R¹³ is 3-fluoro-pyridin-4-yl. In some embodiments, R¹³ is 5-cyano-pyridin-3-yl. In some embodiments, R¹³ is pyridin-4-yl. In some embodiments, R¹³ is 2-chloro-pyridin-4-yl. In some embodiments, R¹³ is 2-methoxy-pyridin-4-yl. In some embodiments, R¹³ is 6-methyl-pyridin-3-yl. In some embodiments, R¹³ is *m*-tolyl. In some embodiments, R¹³ is thiazol-2-yl. In some embodiments, R¹³ is cyclopentyl. In some embodiments, R¹³ is 4-amino-pyridin-2-yl. In some embodiments, R¹³ is 4-methoxy-pyridin-2-yl. In some embodiments, R¹³ is 4-chloro-pyridin-2-yl. In some embodiments, R¹³ is 4-fluoro-pyridin-2-yl. In some embodiments, R¹³ is 4-cyclopropyl-pyridin-2-yl. In some embodiments, R¹³ is 4-bromo-pyridin-2-yl. In some embodiments, R¹³ is 4-methanesulfonyl-pyridin-2-yl. In some embodiments, R¹³ is 4-cyano-pyridin-2-yl. In some embodiments, R¹³ is hydroxymethyl. In some embodiments, R¹³ is 4-oxy-pyrazin-2-yl. In some embodiments, R¹³ is 3-methyl-1,1-dioxo-tetrahydro-1λ⁶-thiophen-3-yl. In some embodiments, R¹³ is 5-chloro-3-fluoro-pyridin-2-yl. In some embodiments, R¹³ is 3-fluoro-5-methoxy-pyridin-2-yl. In some embodiments, R¹³ is 2-chloro-4-fluoro-phenyl. In some embodiments, R¹³ is 6-fluoro-pyridin-3-yl. In some embodiments, R¹³ is 6-cyano-pyridin-3-yl. In some embodiments, R¹³ is 4-iodo-pyridin-2-yl. In some embodiments, R¹³ is 1-oxy-pyridin-3-yl. In some embodiments, R¹³ is 4-hydroxy-pyridin-2-yl.

The Group R¹⁴:

In some embodiments, R¹⁴ is selected from: C₁-C₆ alkylene, C₃-C₇ cycloalkenylene, C₃-C₇ cycloalkylene, heteroarylene, and heterocyclylene; wherein said C₁-C₆ alkylene and heterocyclylene are each optionally substituted with one or more substituents selected from: C₁-C₆ alkoxy, C₁-C₆ alkyl, C₃-C₇ cycloalkyl, aryl, carboxy, heteroaryl, heterocyclyl, and hydroxyl; wherein said C₁-C₆ alkyl and aryl are optionally substituted with one substituent selected from: C₁-C₆ alkoxy, aryl, halogen, heteroaryl, and hydroxyl.

In some embodiments, R¹⁴ is selected from: C₁-C₆ alkylene and C₃-C₇ cycloalkylene; wherein said C₁-C₆ alkylene is optionally substituted with one or more substituents selected from: C₁-C₆ alkyl, aryl, heterocyclyl, and hydroxyl; wherein said C₁-C₆ alkyl is optionally substituted with one substituent selected from: halogen, and hydroxyl.

In some embodiments, R¹⁴ is selected from: C₁-C₆ alkylene, C₃-C₇ cycloalkenylene, C₃-C₇ cycloalkylene, heteroarylene, and heterocyclylene; wherein said C₁-C₆ alkylene and heterocyclylene are each optionally substituted with one or more substituents selected from: methyl, *tert*-butyl, ethyl, tetrahydro-2*H*-pyranyl, isopropyl, benzyl, pyridinyl, hydroxymethyl, 4-fluoro-phenyl, *tert*-butoxycarbonyl, carboxy, methoxymethyl, hydroxyethyl, tetrahydro-furanyl, 3*H*-imidazolylmethyl, hydroxyl, pyrrolidinyl, cyclopropyl, *sec*-butyl, 2,2,2-trifluoroethyl, 2-fluoropropan-2-yl, 1,1,1,3,3,3-hexafluoropropan-2-yl, and fluoromethyl.

In some embodiments, R¹⁴ is selected from: C₁-C₆ alkylene, C₃-C₇ cycloalkenylene, C₃-C₇ cycloalkylene, heteroarylene, and heterocyclylene; wherein said C₁-C₆ alkylene and heterocyclylene are each optionally substituted with one or more substituents selected from: methyl, *tert*-butyl, ethyl, tetrahydro-2*H*-pyranyl, isopropyl, benzyl, pyridinyl, hydroxymethyl, 4-fluoro-phenyl, *tert*-butoxycarbonyl, carboxy, methoxymethyl, hydroxyethyl, tetrahydro-furanyl, 3*H*-imidazolymethyl, hydroxyl, pyrrolidinyl, and cyclopropyl.

In some embodiments, R¹⁴ is selected from: C₁-C₆ alkylene and C₃-C₇ cycloalkylene; wherein said C₁-C₆ alkylene is optionally substituted with one or more substituents selected from: tetrahydro-2*H*-pyranyl, hydroxyl, 2,2,2-trifluoroethyl, and fluoromethyl.

In some embodiments, R¹⁴ is selected from: methylene, ethylene, cyclopropylene, cyclobutylene, piperidinylene, pyridinylene, tetrahydropyranylene, thiazolylene, cyclohexylene, cyclopentylene, cyclopentenylene, dioxohexahydrothiopyranylene, pyrrolidinylene, tetrahydrothiophenylene, propylene, 3,3-oxetanylene, and -SO₂-; wherein said ethylene, methylene, piperidinylene, propylene, and pyrrolidinylene are each optionally substituted with one or more substituents selected from: methyl, *tert*-butyl, ethyl, tetrahydro-2*H*-pyranyl, isopropyl, benzyl, pyridinyl, hydroxymethyl, 4-fluoro-phenyl, *tert*-butoxycarbonyl, carboxy, methoxymethyl, hydroxyethyl, tetrahydro-furanyl, 3*H*-imidazolymethyl, hydroxyl, pyrrolidinyl, cyclopropyl, *sec*-butyl, 2,2,2-trifluoroethyl, 2-fluoropropan-2-yl, 1,1,1,3,3,3-hexafluoropropan-2-yl, and fluoromethyl.

In some embodiments, R¹⁴ is selected from: methylene, ethylene, cyclopropylene, cyclobutylene, piperidinylene, pyridinylene, tetrahydropyranylene, thiazolylene, cyclohexylene, cyclopentylene, cyclopentenylene, dioxohexahydrothiopyranylene, pyrrolidinylene, tetrahydrothiophenylene, propylene, and -SO₂-; wherein said ethylene, methylene, piperidinylene, propylene, and pyrrolidinylene are each optionally substituted with one or more substituents selected from: methyl, *tert*-butyl, ethyl, tetrahydro-2*H*-pyranyl, isopropyl, benzyl, pyridinyl, hydroxymethyl, 4-fluoro-phenyl, *tert*-butoxycarbonyl, carboxy, methoxymethyl, hydroxyethyl, tetrahydro-furanyl, 3*H*-imidazolymethyl, hydroxyl, pyrrolidinyl, and cyclopropyl.

In some embodiments, R¹⁴ is selected from: methylene, ethylene, 1,1-cyclopropylene, 1,1-dimethyl-methylene, 1,1-cyclobutylene, *tert*-butyl-methylene, 1-methyl-4,4-piperidinylene, 4,4-tetrahydro-2*H*-pyranylene, methyl-methylene, 1,1-cyclohexylene, 1,2-cyclohexylene, 1,1-dimethyl-ethylene, 1-*tert*-butyl-ethylene, 1-ethyl-ethylene, 1-methyl-ethylene, 1-(tetrahydro-2*H*-pyran-4-yl)-ethylene, isopropyl-methylene, 1,1-cyclopentylene, benzyl-methylene, 4,4-cyclopent-1-enylene, 1,1-dioxo-hexahydro-1λ⁶-4,4-thiopyranylene, 1-*tert*-butoxycarbonyl-4,4-piperidinylene, 1-(pyridin-4-yl)-ethylene, 1-(pyridin-3-yl)-ethylene, 1-(pyridin-2-yl)-ethylene, 1-(4-fluoro-phenyl)-ethylene, 1-hydroxymethyl-1-methyl-ethylene, 1-carboxy-1-methyl-ethylene, 1-methoxymethyl-ethylene, 1-hydroxymethyl-ethylene, 1-(1-hydroxyethyl)-ethylene,

1,1-dimethyl-ethylene, 1-(tetrahydro-furan-3-yl)-ethylene, phenyl-methylene, 1-(3*H*-imidazol-4-ylmethyl)-ethylene, 1-(4-hydroxy-phenyl)-ethylene, benzyl-ethylene, (1-hydroxymethyl-2-methyl)-ethylene, 1-isopropyl-ethylene, pyridin-2-yl-methylene, 1,1-dimethyl-propylene, 2-hydroxy-propylene, (1-isobutyl-pyrrolidin-3-yl)-methylene, 1,3-azetidinylenes, 1,3-pyrrolidinylene, 1,3-piperidinylene, 1,4-piperidinylene, 2,4-thiazolylenes, 3,4-pyridinylene, 2,4-pyridinylene, 2,5-pyridinylene, -SO₂-, 2,5-pyridinylene, 1-cyclopropyl-ethylene, 1-(*sec*-butyl)-ethylene, 1-hydroxymethyl-1-ethyl-ethylene, 1-isopropyl-ethylene, 1-(2,2,2-trifluoroethyl)-ethylene, (2-fluoropropan-2-yl)-methylene, (1,1,1,3,3,3-hexafluoropropan-2-yl)-methylene, 1-(2-fluoropropan-2-yl)-ethylene, (2,2,2-trifluoroethyl)-methylene, 1,1-di(fluoromethyl)-ethylene, (hydroxymethyl)(methyl)methylene, (hydroxymethyl)(methyl)methylene, 3,3-oxetanylenes, and 1-hydroxymethyl-1-isopropyl-ethylene.

In some embodiments, R¹⁴ is selected from: methylene, ethylene, 1,1-cyclopropylene, 1,1-dimethyl-methylene, 1,1-cyclobutylene, *tert*-butyl-methylene, 1-methyl-4,4-piperidinylene, 4,4-tetrahydro-2*H*-pyranylene, methyl-methylene, 1,1-cyclohexylene, 1,2-cyclohexylene, 1,1-dimethyl-ethylene, 1-*tert*-butyl-ethylene, 1-ethyl-ethylene, 1-methyl-ethylene, 1-(tetrahydro-2*H*-pyran-4-yl)-ethylene, isopropyl-methylene, 1,1-cyclopentylene, benzyl-methylene, 4,4-cyclopent-1-enylene, 1,1-dioxo-hexahydro-1λ⁶-4,4-thiopyranylene, 1-*tert*-butoxycarbonyl-4,4-piperidinylene, 1-(pyridin-4-yl)-ethylene, 1-(pyridin-3-yl)-ethylene, 1-(pyridin-2-yl)-ethylene, 1-(4-fluoro-phenyl)-ethylene, 1-hydroxymethyl-1-methyl-ethylene, 1-carboxy-1-methyl-ethylene, 1-methoxymethyl-ethylene, 1-hydroxymethyl-ethylene, 1-(1-hydroxyethyl)-ethylene, 1,1-dimethyl-ethylene, 1-(tetrahydro-furan-3-yl)-ethylene, phenyl-methylene, 1-(3*H*-imidazol-4-ylmethyl)-ethylene, 1-(4-hydroxy-phenyl)-ethylene, benzyl-ethylene, (1-hydroxymethyl-2-methyl)-ethylene, 1-isopropyl-ethylene, pyridin-2-yl-methylene, 1,1-dimethyl-propylene, 2-hydroxy-propylene, (1-isobutyl-pyrrolidin-3-yl)-methylene, 1,3-azetidinylenes, 1,3-pyrrolidinylene, 1,3-piperidinylene, 1,4-piperidinylene, 2,4-thiazolylenes, 3,4-pyridinylene, 2,4-pyridinylene, 2,5-pyridinylene, -SO₂-, 2,5-pyridinylene, and 1-cyclopropyl-ethylene.

In some embodiments, R¹⁴ is selected from: 1,1-cyclopropylene, 1,1-dimethyl-methylene, 1,1-cyclobutylene, *tert*-butyl-methylene, 1,1-dimethyl-ethylene, 1-*tert*-butyl-ethylene, 1-(tetrahydro-2*H*-pyran-4-yl)-ethylene, isopropyl-methylene, 1-hydroxymethyl-1-methyl-ethylene, phenyl-methylene, 1-isopropyl-ethylene, 1-(2,2,2-trifluoroethyl)-ethylene, and 1,1-di(fluoromethyl)-ethylene.

In some embodiments, R¹⁴ is methylene. In some embodiments, R¹⁴ is ethylene. In some embodiments, R¹⁴ is 1,1-cyclopropylene. In some embodiments, R¹⁴ is 1,1-dimethyl-methylene. In some embodiments, R¹⁴ is 1,1-cyclobutylene. In some embodiments, R¹⁴ is *tert*-butyl-methylene. In some embodiments, R¹⁴ is 1-methyl-4,4-piperidinylene. In some embodiments, R¹⁴ is 4,4-tetrahydro-2*H*-pyranylene. In some embodiments, R¹⁴ is methyl-methylene. In some embodiments, R¹⁴ is 1,1-cyclohexylene. In some embodiments, R¹⁴ is 1,2-cyclohexylene. In

some embodiments, R¹⁴ is 1,1-dimethyl-ethylene. In some embodiments, R¹⁴ is 1-*tert*-butyl-ethylene. In some embodiments, R¹⁴ is 1-ethyl-ethylene. In some embodiments, R¹⁴ is 1-methyl-ethylene. In some embodiments, R¹⁴ is 1-(tetrahydro-2*H*-pyran-4-yl)-ethylene. In some embodiments, R¹⁴ is isopropyl-methylene. In some embodiments, R¹⁴ is 1,1-cyclopentylene. In
5 some embodiments, R¹⁴ is benzyl-methylene. In some embodiments, R¹⁴ is 4,4-cyclopent-1-enylene. In some embodiments, R¹⁴ is 1,1-dioxo-hexahydro-1λ⁶-4,4-thiopyranylene. In some embodiments, R¹⁴ is 1-*tert*-butoxycarbonyl-4,4-piperidinylene. In some embodiments, R¹⁴ is 1-(pyridin-4-yl)-ethylene. In some embodiments, R¹⁴ is 1-(pyridin-3-yl)-ethylene. In some
10 embodiments, R¹⁴ is 1-(pyridin-2-yl)-ethylene. In some embodiments, R¹⁴ is 1-(4-fluorophenyl)-ethylene. In some embodiments, R¹⁴ is 1-hydroxymethyl-1-methyl-ethylene. In some embodiments, R¹⁴ is 1-carboxy-1-methyl-ethylene. In some embodiments, R¹⁴ is 1-methoxymethyl-ethylene. In some embodiments, R¹⁴ is 1-hydroxymethyl-ethylene. In some
15 embodiments, R¹⁴ is 1-(1-hydroxyethyl)-ethylene. In some embodiments, R¹⁴ is 1,1-dimethyl-ethylene. In some embodiments, R¹⁴ is 1-(tetrahydro-furan-3-yl)-ethylene. In some embodiments, R¹⁴ is phenyl-methylene. In some embodiments, R¹⁴ is 1-(3*H*-imidazol-4-ylmethyl)-ethylene. In some embodiments, R¹⁴ is 1-(4-hydroxy-phenyl)-ethylene. In some
20 embodiments, R¹⁴ is benzyl-ethylene. In some embodiments, R¹⁴ is (1-hydroxymethyl-2-methyl)-ethylene. In some embodiments, R¹⁴ is 1-isopropyl-ethylene. In some embodiments, R¹⁴ is pyridin-2-yl-methylene. In some embodiments, R¹⁴ is 1,1-dimethyl-propylene. In some
25 embodiments, R¹⁴ is 2-hydroxy-propylene. In some embodiments, R¹⁴ is (1-isobutyl-pyrrolidin-3-yl)-methylene. In some embodiments, R¹⁴ is 1,3-azetidinylen. In some embodiments, R¹⁴ is 1,3-pyrrolidinylene. In some embodiments, R¹⁴ is 1,3-piperidinylene. In some embodiments, R¹⁴ is 1,4-piperidinylene. In some embodiments, R¹⁴ is 2,4-thiazolylen. In some embodiments, R¹⁴ is 3,4-pyridinylen. In some embodiments, R¹⁴ is 2,4-pyridinylen. In some embodiments, R¹⁴ is
30 2,5-pyridinylen. In some embodiments, R¹⁴ is -SO₂-. In some embodiments, R¹⁴ is 2,5-pyridinylen. In some embodiments, R¹⁴ is 1-cyclopropyl-ethylene. In some embodiments, R¹⁴ is 1-(*sec*-butyl)-ethylene. In some embodiments, R¹⁴ is 1-hydroxymethyl-1-ethyl-ethylene. In some
embodiments, R¹⁴ is 1-isopropyl-ethylene. In some embodiments, R¹⁴ is 1-(2,2,2-trifluoroethyl)-ethylene. In some embodiments, R¹⁴ is (2-fluoropropan-2-yl)-methylene. In some embodiments, R¹⁴ is (1,1,1,3,3,3-hexafluoropropan-2-yl)-methylene. In some embodiments, R¹⁴ is 1-(2-
35 fluoropropan-2-yl)-ethylene. In some embodiments, R¹⁴ is (2,2,2-trifluoroethyl)-methylene. In some embodiments, R¹⁴ is 1,1-di(fluoromethyl)-ethylene. In some embodiments, R¹⁴ is (hydroxymethyl)(methyl)methylene. In some embodiments, R¹⁴ is (hydroxymethyl)(methyl)methylene. In some embodiments, R¹⁴ is 3,3-oxetanylen. In some
embodiments, R¹⁴ is 1-hydroxymethyl-1-isopropyl-ethylene.

In some embodiments, R¹⁴ is absent.

The Group R¹⁵:

In some embodiments, R¹⁵ is selected from: -C(O)NH-, -C(O)-, -C(O)O-, C₁-C₆ alkylene, C₃-C₇ cycloalkylene, heteroarylene, and heterocyclylene; wherein said heterocyclylene is optionally substituted with C₁-C₆ alkyl.

In some embodiments, R¹⁵ is selected from: -C(O)NH-, -C(O)-, C₁-C₆ alkylene, C₃-C₇ cycloalkylene, heteroarylene, and heterocyclylene; wherein said heterocyclylene is optionally substituted with C₁-C₆ alkyl.

In some embodiments, R¹⁵ is selected from: -C(O)NH-, -C(O)-, -C(O)O-, C₁-C₆ alkylene, C₃-C₇ cycloalkylene, heteroarylene, and heterocyclylene; wherein said heterocyclylene is optionally substituted with methyl.

In some embodiments, R¹⁵ is selected from: -C(O)NH-, -C(O)-, C₁-C₆ alkylene, C₃-C₇ cycloalkylene, heteroarylene, and heterocyclylene; wherein said heterocyclylene is optionally substituted with methyl.

In some embodiments, R¹⁵ is selected from: pyrrolidinylene, piperidinylene, pyridinylene, azetidinylen, -C(O)NH-, -C(O)-, -C(O)O-, morpholinylene, methylene, ethylene, cyclopropylene, tetrahydropyranylene, cyclopentylene, tetrahydrothiophenylene, oxotetrahydrothiophenylene; wherein said piperidinylene is optionally substituted with methyl.

In some embodiments, R¹⁵ is selected from: pyrrolidinylene, piperidinylene, pyridinylene, azetidinylen, -C(O)NH-, -C(O)-, morpholinylene, methylene, ethylene, cyclopropylene, tetrahydropyranylene, cyclopentylene, tetrahydrothiophenylene, oxotetrahydrothiophenylene; wherein said piperidinylene is optionally substituted with methyl.

In some embodiments, R¹⁵ is selected from: 1,3-pyrrolidinylene, 1,4-piperidinylene, 2,6-pyridinylene, 1,3-azetidinylen, -C(O)NH-, -C(O)-, -C(O)O-, 1,2-pyrrolidinylene, 2,4-morpholinylene, ethylene, methylene, 1,1-cyclopentylene, 4,4-tetrahydro-2H-pyranylene, 3,3-tetrahydro-thiophenylene, 1,1-cyclopropylene, 1-methyl-4,4-piperidinylene, and 1-oxo-tetrahydro-1λ⁴-3,3-thiophenylene.

In some embodiments, R¹⁵ is selected from: 1,3-pyrrolidinylene, 1,4-piperidinylene, 2,6-pyridinylene, 1,3-azetidinylen, -C(O)NH-, -C(O)-, 1,2-pyrrolidinylene, 2,4-morpholinylene, ethylene, methylene, 1,1-cyclopentylene, 4,4-tetrahydro-2H-pyranylene, 3,3-tetrahydro-thiophenylene, 1,1-cyclopropylene, 1-methyl-4,4-piperidinylene, and 1-oxo-tetrahydro-1λ⁴-3,3-thiophenylene.

In some embodiments, R¹⁵ is selected from: -C(O)NH- and -C(O)O-.

In some embodiments, R¹⁵ is 1,3-pyrrolidinylene. In some embodiments, R¹⁵ is 1,4-piperidinylene. In some embodiments, R¹⁵ is 2,6-pyridinylene. In some embodiments, R¹⁵ is 1,3-azetidinylen. In some embodiments, R¹⁵ is -C(O)NH-. In some embodiments, R¹⁵ is -C(O)-. In some embodiments, R¹⁵ is 1,2-pyrrolidinylene. In some embodiments, R¹⁵ is 2,4-morpholinylene. In some embodiments, R¹⁵ is ethylene. In some embodiments, R¹⁵ is methylene. In some embodiments, R¹⁵ is 1,1-cyclopentylene. In some embodiments, R¹⁵ is 4,4-tetrahydro-

2*H*-pyranylene. In some embodiments, R¹⁵ is 3,3-tetrahydro-thiophenylene. In some embodiments, R¹⁵ is 1,1-cyclopropylene. In some embodiments, R¹⁵ is 1-methyl-4,4-piperidinylenes. In some embodiments, R¹⁵ is 1-oxo-tetrahydro-1λ⁴-3,3-thiophenylene.

In some embodiments, R¹⁵ is absent.

5 The Group R¹⁶:

In some embodiments, R¹⁶ is C₁-C₆ alkylene.

In some embodiments, R¹⁶ is selected from: ethylene, methylene, isopropyl-methylene, and propylene.

10 In some embodiments, R¹⁶ is selected from: methylene, isopropyl-methylene, and propylene.

In some embodiments, R¹⁶ is selected from: ethylene, and methylene.

In some embodiments, R¹⁶ is ethylene.

In some embodiments, R¹⁶ is methylene.

In some embodiments, R¹⁶ is absent.

15 The Group R¹⁷:

20 In some embodiments, R¹⁷ is selected from: H, C₁-C₆ alkoxy, C₁-C₆ alkyl, C₁-C₆ alkylamino, C₁-C₆ alkylcarboxamide, C₂-C₆ alkynyl, ureyl, amino, aryl, arylamino, arylcarbonyl, aryloxy, carbo-C₁-C₆-alkoxy, carboxamide, carboxy, cyano, C₃-C₇ cycloalkyl, C₅-C₁₁ bicycloalkyl, C₃-C₇ cycloalkylamino, C₂-C₈ dialkylamino, C₂-C₈ dialkylsulfonamide, C₁-C₆ haloalkyl, heteroaryl, heteroaryloxy, heterobicycyl, heterocycyl, hydroxyl, and phosphonooxy; wherein said C₁-C₆ alkylamino, aryl, arylamino, aryloxy, C₅-C₁₁ bicycloalkyl, C₃-C₇ cycloalkyl, heteroaryl, heterobicycyl, heterocycyl, and ureyl are each optionally substituted with one or more substituents selected from: C₁-C₆ alkoxy, C₁-C₆ alkoxycarbonyl, C₁-C₆ alkyl, C₁-C₆ alkylsulfonyl, amino, aryl, carboxy, cyano, C₃-C₇ cycloalkyl, C₃-C₇ cycloalkylamino, C₂-C₈ dialkylamino, C₁-C₆ haloalkoxy, C₁-C₆ haloalkyl, halogen, heteroaryl, heterocycyl, and hydroxyl.

In some embodiments, R¹⁷ is selected from: H, C₁-C₆ alkyl, C₁-C₆ alkylamino, amino, aryl, carboxy, cyano, C₁-C₆ haloalkyl, heteroaryl, hydroxyl, and phosphonooxy; wherein said aryl is optionally substituted with one hydroxyl group.

30 In some embodiments, R¹⁷ is selected from: H, C₁-C₆ alkoxy, C₁-C₆ alkyl, C₁-C₆ alkylamino, C₁-C₆ alkylcarboxamide, C₂-C₆ alkynyl, ureyl, amino, aryl, arylamino, arylcarbonyl, aryloxy, carbo-C₁-C₆-alkoxy, carboxamide, carboxy, cyano, C₃-C₇ cycloalkyl, C₅-C₁₁ bicycloalkyl, C₃-C₇ cycloalkylamino, C₂-C₈ dialkylamino, C₂-C₈ dialkylsulfonamide, C₁-C₆ haloalkyl, heteroaryl, heteroaryloxy, heterobicycyl, heterocycyl, hydroxyl, and phosphonooxy; wherein said C₁-C₆ alkylamino, amino, aryl, arylamino, aryloxy, C₅-C₁₁ bicycloalkyl, C₃-C₇ cycloalkyl, C₃-C₇ cycloalkylamino, heteroaryl, heterobicycyl, heterocycyl, and ureyl are each optionally substituted with one or more substituents selected from: amino, *tert*-

butoxycarbonylamino, methyl, *tert*-butoxycarbonyl, ethyl, hydroxyl, isopropyl, *tert*-butyl, fluoro, chloro, methoxy, methanesulfonyl, carboxy, trifluoromethoxy, difluoromethoxy, dimethylamino, methoxycarbonyl, ethoxycarbonyl, carboxy, carboxamide, trifluoromethyl, diethylamino, cyano, *tert*-butylamino, cyclopropyl, cyclobutyl, phenyl, bromo, 1-methyl-
 5 pyrrolidinyl, 2,2,2-trifluoroethyl, and 1,1-dioxo-tetrahydro-1 λ^6 -thiophen-3-yl.

In some embodiments, R¹⁷ is selected from: H, C₁-C₆ alkoxy, C₁-C₆ alkyl, C₁-C₆ alkylamino, C₁-C₆ alkylcarboxamide, C₂-C₆ alkynyl, ureyl, amino, aryl, arylamino, arylcarbonyl, aryloxy, carbo-C₁-C₆-alkoxy, carboxamide, carboxy, cyano, C₃-C₇ cycloalkyl, C₅-C₁₁ bicycloalkyl, C₃-C₇ cycloalkylamino, C₂-C₈ dialkylamino, C₂-C₈ dialkylsulfonamide, C₁-C₆
 10 haloalkyl, heteroaryl, heteroaryloxy, heterobicycyl, heterocycyl, hydroxyl, and phosphonooxy; wherein said C₁-C₆ alkylamino, aryl, arylamino, aryloxy, C₅-C₁₁ bicycloalkyl, C₃-C₇ cycloalkyl, C₃-C₇ cycloalkylamino, heteroaryl, heterobicycyl, heterocycyl, and ureyl are each optionally substituted with one or more substituents selected from: amino, 1-*tert*-butoxycarbonylamino, methyl, 1-*tert*-butoxycarbonyl, ethyl, hydroxyl, isopropyl, *tert*-butyl, fluoro, chloro, methoxy,
 15 methanesulfonyl, carboxy, trifluoromethoxy, difluoromethoxy, dimethylamino, methoxycarbonyl, ethoxycarbonyl, carboxy, carboxamide, trifluoromethyl, diethylamino, cyano, *tert*-butylamino, cyclopropyl, cyclobutyl, phenyl, bromo, and 1-methyl-pyrrolidinyl.

In some embodiments, R¹⁷ is selected from: H, C₁-C₆ alkyl, C₁-C₆ alkylamino, amino, aryl, carboxy, cyano, C₃-C₇ cycloalkyl, C₁-C₆ haloalkyl, heteroaryl, heterocycyl, hydroxyl, and
 20 phosphonooxy; wherein said aryl and C₃-C₇ cycloalkyl are each optionally substituted with one or more substituents selected from: hydroxyl and trifluoromethyl.

In some embodiments, R¹⁷ is selected from: H, amino, 1-*tert*-butoxycarbonylamino, morpholin-4-yl, 4-methyl-piperidin-1-yl, piperidin-4-yl, 1-*tert*-butoxycarbonyl-piperidin-3-yl, tetrahydro-thiopyran-4-yl, 1-oxo-hexahydro-1 λ^4 -thiopyran-4-yl, tetrahydro-pyran-4-yl,
 25 pyrrolidin-1-yl, 1-*tert*-butoxycarbonyl-azetidin-3-yl, 2,6-dimethyl-morpholin-4-yl, piperidin-1-yl, 1-*tert*-butoxycarbonyl-piperidin-4-yl, 1,1-dioxo-hexahydro-1 λ^6 -thiopyran-4-yl, tetrahydro-furan-2-yl, 1-ethyl-pyrrolidin-2-yl, 1-methyl-pyrrolidin-2-yl, morpholin-2-yl, 1-methyl-piperidin-2-yl, 1-methyl-piperidin-4-yl, 4-hydroxy-1-methyl-piperidin-4-yl, thiomorpholin-4-yl, tetrahydro-furan-3-yl, 1-*tert*-butoxycarbonyl-pyrrolidin-4-yl, 1,2,2,6,6-pentamethyl-piperidin-4-yl,
 30 yl, 1,1-dioxo-tetrahydro-1 λ^6 -thiophen-3-yl, 4-methyl-morpholin-2-yl, 4-*tert*-butoxycarbonyl -morpholin-2-yl, 1-isopropyl-piperidin-4-yl, 4-hydroxy-1,1-dioxo-tetrahydro-1 λ^6 -thiophen-3-yl, 3-methyl-1,1-dioxo-tetrahydro-1 λ^6 -thiophen-3-yl, phenyl, 2-hydroxy-indan-1-yl, indan-1-yl, cyclopentyl, 2-hydroxy-cyclopentyl, cyclobutyl, 2-hydroxy-cyclohexyl, 1,3,3-trimethyl-bicyclo[2.2.1]hept-2-yl, 6,6-dimethyl-bicyclo[3.1.1]hept-2-yl, 1-aza-bicyclo[2.2.2]oct-3-yl, 9-
 35 methyl-9-aza-bicyclo[3.3.1]non-1-yl, 3-azepan-1-yl, 2-fluoro-phenyl, 2-chloro-phenyl, 4-fluoro-phenyl, 4-chloro-phenyl, 3-fluoro-phenyl, 5-fluoro-2-methoxy-phenyl, 2-fluoro-4-methanesulfonyl-phenyl, 4-carboxy-2-fluoro-phenyl, 2,5-difluoro-phenyl, *m*-tolyl, *o*-tolyl, 2,5-

dimethyl-phenyl, 2,3-dimethyl-phenyl, 4-hydroxy-3-methoxy-phenyl, 2,4-dimethoxy-phenyl, 2,3-dimethoxy-phenyl, 3,5-dimethoxy-phenyl, 4-methoxy-phenyl, 3-methoxy-phenyl, 2-methoxy-phenyl, 3-hydroxy-phenyl, 4-hydroxy-phenyl, 2-hydroxy-phenyl, 5-fluoro-2-hydroxy-phenyl, 3-trifluoromethoxy-phenyl, 4-difluoromethoxy-phenyl, 3-difluoromethoxy-phenyl, 4-fluoro-phenoxy, 2-dimethylamino-phenyl, 4-dimethylamino-phenyl, 6-fluoro-4*H*-benzo[1,3]dioxin-8-yl, benzo[1,3]dioxol-5-yl, pyrimidin-2-yl, pyrimidin-4-yl, 2,6-dimethyl-pyrimidin-4-yl, pyridazin-3-yl, 5-methyl-pyrazin-2-yl, 6-methoxy-pyrimidin-4-yl, pyrazin-2-yl, 3,5-dimethyl-pyrazin-2-yl, 5-fluoro-2-oxo-2,3-dihydro-pyrimidin-4-yl, hydroxyl, methoxycarbonyl, ethoxycarbonyl, carboxy, 1-piperidin-1-yl, carboxamide, methoxy, trifluoromethyl, methyl, *tert*-butyl, diethylamino, dimethylamino, cyano, *tert*-butylamino, cyclopropyl, pyridin-3-yloxy, 1*H*-tetrazol-5-yl, 5-methyl-[1,2,4]oxadiazol-3-yl, phosphonoxy, cyclobutylamino, phenylamino, 1-*tert*-butyl-3-methylureido, 3-methyl-1-phenylureido, *N*-*tert*-butylmethylsulfonamido, 1-cyclobutyl-3-methylureido, methylcarbamoyl, 5-hydroxy-1*H*-indol-3-yl, 1*H*-benzoimidazol-2-yl, 5,7-dimethyl-pyrazolo[1,5-*a*]pyrimidin-2-yl, 1*H*-benzoimidazol-2-yl, 2-(*tert*-butoxycarbonyl)-3,4-dihydro-1*H*-isoquinoline-2-yl, quinolin-3-yl, quinolin-4-yl, 2-methyl-quinolin-4-yl, benzooxazol-2-yl, 1-methyl-1,2,3,4-tetrahydro-quinolin-7-yl, 2,3-dihydro-benzofuran-3-yl, benzothiazol-2-yl, 1,4-dimethyl-1*H*-pyrrol-2-yl, 3-methyl-3*H*-imidazol-4-yl, 1*H*-imidazol-4-yl, 5-hydroxy-1*H*-pyrazol-3-yl, 1-methyl-1*H*-pyrazol-3-yl, 4-pyridin-2-yl-thiazol-2-yl, 5-methyl-thiazol-2-yl, oxazol-4-yl, 4-phenyl-thiazol-2-yl, 5-*tert*-butyl-isoxazol-3-yl, pyridin-2-yl, pyridin-3-yl, pyridin-4-yl, 3-hydroxy-pyridin-2-yl, 6-hydroxy-pyridin-3-yl, 3-hydroxy-pyridin-4-yl, 4-hydroxy-pyridin-2-yl, 6-hydroxy-pyridin-2-yl, 2-hydroxy-pyridin-3-yl, 2-methoxy-pyridin-3-yl, 5-methoxy-pyridin-2-yl, 4-methoxy-pyridin-2-yl, 2-methoxy-pyridin-4-yl, 6-methoxy-pyridin-2-yl, 6-methoxy-pyridin-3-yl, 3-fluoro-pyridin-2-yl, 2-fluoro-pyridin-3-yl, 6-fluoro-pyridin-2-yl, 5-fluoro-pyridin-2-yl, 6-fluoro-pyridin-3-yl, 3-fluoro-pyridin-4-yl, 3-methyl-pyridin-2-yl, 3-methyl-pyridin-4-yl, 6-methyl-pyridin-2-yl, 4-methyl-pyridin-2-yl, 6-methyl-pyridin-3-yl, 2-methyl-pyridin-3-yl, 5-trifluoromethyl-pyridin-2-yl, 6-trifluoromethyl-pyridin-3-yl, 4-trifluoromethyl-pyridin-2-yl, 3-chloro-5-trifluoromethyl-pyridin-2-yl, 4,6-dimethyl-pyridin-2-yl, 4,6-dimethyl-pyridin-2-yl, 3-chloro-5-methyl-pyridin-2-yl, 6-cyano-pyridin-3-yl, 3-cyano-5-methyl-pyridin-2-yl, 3-cyano-5-methyl-pyridin-2-yl, 3-chloro-5-methyl-pyridin-2-yl, 2-chloro-pyridin-3-yl, 5-chloro-pyridin-2-yl, 6-chloro-2-methyl-pyridin-3-yl, 6-chloro-pyridin-3-yl, 3-chloro-pyridin-4-yl, 6-bromo-2-methyl-pyridin-3-yl, 5-bromo-3-methyl-pyridin-2-yl, 6-carboxypyridin-2-yl, 6-methanesulfonyl-4-methyl-pyridin-3-yl, 6-methanesulfonyl-4-methyl-pyridin-3-yl, 6-methanesulfonyl-2-methyl-pyridin-3-yl, 6-methanesulfonyl-pyridin-3-yl, 2,6-dimethoxy-pyridin-3-yl, 5-fluoro-1-oxy-pyridin-2-yl, 1-oxy-pyridin-2-yl, 6-pyrrolidin-1-yl-pyridin-2-ylmethyl, 5-(1-methyl-pyrrolidin-2-yl)-pyridin-2-yl, 6-morpholin-4-yl-pyridin-2-yl, 6-morpholin-4-yl-pyridin-3-yl, ethynyl, *tert*-butyl(methyl)amino, 2,2,2-trifluoroethyl, *N*-cyclobutylmethylsulfonamido, *N*-phenylmethylsulfonamido,

hydroxy(methyl)amino, methoxy(methyl)amino, azetidin-1-yl, *tert*-butoxy, fluoromethyl, 2,2,2-trifluoroethylamino, and (1,1-dioxo-tetrahydro-1 λ^6 -thiophen-3-yl)amino.

In some embodiments, R¹⁷ is selected from: H, amino, 1-*tert*-butoxycarbonylamino, morpholin-4-yl, 4-methyl-piperidin-1-yl, piperidin-4-yl, 1-*tert*-butoxycarbonyl-piperidin-3-yl, 5 tetrahydro-thiopyran-4-yl, 1-oxo-hexahydro-1 λ^4 -thiopyran-4-yl, tetrahydro-pyran-4-yl, pyrrolidin-1-yl, 1-*tert*-butoxycarbonyl-azetidin-3-yl, 2,6-dimethyl-morpholin-4-yl, piperidin-1-yl, 1-*tert*-butoxycarbonyl-piperidin-4-yl, 1,1-dioxo-hexahydro-1 λ^6 -thiopyran-4-yl, tetrahydro-furan-2-yl, 1-ethyl-pyrrolidin-2-yl, 1-methyl-pyrrolidin-2-yl, morpholin-2-yl, 1-methyl-piperidin-2-yl, 1-methyl-piperidin-4-yl, 4-hydroxy-1-methyl-piperidin-4-yl, thiomorpholin-4-yl, 10 tetrahydro-furan-3-yl, 1-*tert*-butoxycarbonyl-pyrrolidin-4-yl, 1,2,2,6,6-pentamethyl-piperidin-4-yl, 1,1-dioxo-tetrahydro-1 λ^6 -thiophen-3-yl, 4-methyl-morpholin-2-yl, 4-*tert*-butoxycarbonyl - morpholin-2-yl, 1-isopropyl-piperidin-4-yl, 4-hydroxy-1,1-dioxo-tetrahydro-1 λ^6 -thiophen-3-yl, 3-methyl-1,1-dioxo-tetrahydro-1 λ^6 -thiophen-3-yl, phenyl, 2-hydroxy-indan-1-yl, indan-1-yl, cyclopentyl, 2-hydroxy-cyclopentyl, cyclobutyl, 2-hydroxy-cyclohexyl, 1,3,3-trimethyl- 15 bicyclo[2.2.1]hept-2-yl, 6,6-dimethyl-bicyclo[3.1.1]hept-2-yl, 1-aza-bicyclo[2.2.2]oct-3-yl, 9-methyl-9-aza-bicyclo[3.3.1]non-1-yl, 3-azepan-1-yl, 2-fluoro-phenyl, 2-chloro-phenyl, 4-fluoro-phenyl, 4-chloro-phenyl, 3-fluoro-phenyl, 5-fluoro-2-methoxy-phenyl, 2-fluoro-4-methanesulfonyl-phenyl, 4-carboxy-2-fluoro-phenyl, 2,5-difluoro-phenyl, *m*-tolyl, *o*-tolyl, 2,5-dimethyl-phenyl, 2,3-dimethyl-phenyl, 4-hydroxy-3-methoxy-phenyl, 2,4-dimethoxy-phenyl, 20 2,3-dimethoxy-phenyl, 3,5-dimethoxy-phenyl, 4-methoxy-phenyl, 3-methoxy-phenyl, 2-methoxy-phenyl, 3-hydroxy-phenyl, 4-hydroxy-phenyl, 2-hydroxy-phenyl, 5-fluoro-2-hydroxy-phenyl, 3-trifluoromethoxy-phenyl, 4-difluoromethoxy-phenyl, 3-difluoromethoxy-phenyl, 4-fluoro-phenoxy, 2-dimethylamino-phenyl, 4-dimethylamino-phenyl, 6-fluoro-4*H*- benzo[1,3]dioxin-8-yl, benzo[1,3]dioxol-5-yl, pyrimidin-2-yl, pyrimidin-4-yl, 2,6-dimethyl- 25 pyrimidin-4-yl, pyridazin-3-yl, 5-methyl-pyrazin-2-yl, 6-methoxy-pyrimidin-4-yl, pyrazin-2-yl, 3,5-dimethyl-pyrazin-2-yl, 5-fluoro-2-oxo-2,3-dihydro-pyrimidin-4-yl, hydroxyl, methoxycarbonyl, ethoxycarbonyl, carboxy, 1-piperidin-1-yl, carboxamide, methoxy, trifluoromethyl, methyl, *tert*-butyl, diethylamino, dimethylamino, cyano, *tert*-butylamino, cyclopropyl, pyridin-3-yloxy, 1*H*-tetrazol-5-yl, 5-methyl-[1,2,4]oxadiazol-3-yl, phosphonoxy, cyclobutylamino, phenylamino, 1-*tert*-butyl-3-methylureido, 3-methyl-1-phenylureido, *N*-*tert*- butylmethylsulfonamido, 1-cyclobutyl-3-methylureido, methylcarbamoyl, 5-hydroxy-1*H*-indol- 3-yl, 1*H*-benzoimidazol-2-yl, 5,7-dimethyl-pyrazolo[1,5-*a*]pyrimidin-2-yl, 1*H*-benzoimidazol-2-yl, 2-(*tert*-butoxycarbonyl)- 3,4-dihydro-1*H*-isoquinoline-2-yl, quinolin-3-yl, quinolin-4-yl, 2-methyl-quinolin-4-yl, benzooxazol-2-yl, 1-methyl-1,2,3,4-tetrahydro-quinolin-7-yl, 2,3-dihydro- 35 benzofuran-3-yl, benzothiazol-2-yl, 1,4-dimethyl-1*H*-pyrrol-2-yl, 3-methyl-3*H*-imidazol-4-yl, 1*H*-imidazol-4-yl, 5-hydroxy-1*H*-pyrazol-3-yl, 1-methyl-1*H*-pyrazol-3-yl, 4-pyridin-2-yl-thiazol-2-yl, 5-methyl-thiazol-2-yl, oxazol-4-yl, 4-phenyl-thiazol-2-yl, 5-*tert*-butyl-isoxazol-3-

yl, pyridin-2-yl, pyridin-3-yl, pyridin-4-yl, 3-hydroxy-pyridin-2-yl, 6-hydroxy-pyridin-3-yl, 3-hydroxy-pyridin-4-yl, 4-hydroxy-pyridin-2-yl, 6-hydroxy-pyridin-2-yl, 2-hydroxy-pyridin-3-yl, 2-methoxy-pyridin-3-yl, 5-methoxy-pyridin-2-yl, 4-methoxy-pyridin-2-yl, 2-methoxy-pyridin-4-yl, 6-methoxy-pyridin-2-yl, 6-methoxy-pyridin-3-yl, 3-fluoro-pyridin-2-yl, 2-fluoro-pyridin-3-yl, 6-fluoro-pyridin-2-yl, 5-fluoro-pyridin-2-yl, 6-fluoro-pyridin-3-yl, 3-fluoro-pyridin-4-yl, 3-methyl-pyridin-2-yl, 3-methyl-pyridin-4-yl, 6-methyl-pyridin-2-yl, 4-methyl-pyridin-2-yl, 6-methyl-pyridin-3-yl, 2-methyl-pyridin-3-yl, 5-trifluoromethyl-pyridin-2-yl, 6-trifluoromethyl-pyridin-3-yl, 4-trifluoromethyl-pyridin-2-yl, 3-chloro-5-trifluoromethyl-pyridin-2-yl, 4,6-dimethyl-pyridin-2-yl, 4,6-dimethyl-pyridin-2-yl, 3-chloro-5-methyl-pyridin-2-yl, 6-cyano-pyridin-3-yl, 3-cyano-5-methyl-pyridin-2-yl, 3-cyano-5-methyl-pyridin-2-yl, 3-chloro-5-methyl-pyridin-2-yl, 2-chloro-pyridin-3-yl, 5-chloro-pyridin-2-yl, 6-chloro-2-methyl-pyridin-3-yl, 6-chloro-pyridin-3-yl, 3-chloro-pyridin-4-yl, 6-bromo-2-methyl-pyridin-3-yl, 5-bromo-3-methyl-pyridin-2-yl, 6-carboxypyridin-2-yl, 6-methanesulfonyl-4-methyl-pyridin-3-yl, 6-methanesulfonyl-4-methyl-pyridin-3-yl, 6-methanesulfonyl-2-methyl-pyridin-3-yl, 6-methanesulfonyl-pyridin-3-yl, 2,6-dimethoxy-pyridin-3-yl, 5-fluoro-1-oxy-pyridin-2-yl, 1-oxy-pyridin-2-yl, 6-pyrrolidin-1-yl-pyridin-2-ylmethyl, 5-(1-methyl-pyrrolidin-2-yl)-pyridin-2-yl, 6-morpholin-4-yl-pyridin-2-yl, 6-morpholin-4-yl-pyridin-3-yl, ethynyl, *tert*-butyl(methyl)amino, 2,2,2-trifluoroethyl, *N*-cyclobutylmethylsulfonamido, *N*-phenylmethylsulfonamido, hydroxy(methyl)amino, methoxy(methyl)amino, azetidin-1-yl, and *tert*-butoxy.

20 In some embodiments, R¹⁷ is selected from: is selected from: amino, 2-hydroxy-indan-1-yl, hydroxyl, carboxy, trifluoromethyl, methyl, *tert*-butyl, cyano, *tert*-butylamino, phosphonooxy, pyridin-2-yl, and fluoromethyl.

In some embodiments, R¹⁷ is H. In some embodiments, R¹⁷ is amino. In some embodiments, R¹⁷ is 1-*tert*-butoxycarbonylamino. In some embodiments, R¹⁷ is morpholin-4-yl.

25 In some embodiments, R¹⁷ is 4-methyl-piperidin-1-yl. In some embodiments, R¹⁷ is piperidin-4-yl. In some embodiments, R¹⁷ is 1-*tert*-butoxycarbonyl-piperidin-3-yl. In some embodiments, R¹⁷ is tetrahydro-thiopyran-4-yl. In some embodiments, R¹⁷ is 1-oxo-hexahydro-1λ⁴-thiopyran-4-yl. In some embodiments, R¹⁷ is tetrahydro-pyran-4-yl. In some embodiments, R¹⁷ is pyrrolidin-1-yl. In some embodiments, R¹⁷ is 1-*tert*-butoxycarbonyl-azetidin-3-yl. In some

30 embodiments, R¹⁷ is 2,6-dimethyl-morpholin-4-yl. In some embodiments, R¹⁷ is piperidin-1-yl. In some embodiments, R¹⁷ is 1-*tert*-butoxycarbonyl-piperidin-4-yl. In some embodiments, R¹⁷ is 1,1-dioxo-hexahydro-1λ⁶-thiopyran-4-yl. In some embodiments, R¹⁷ is tetrahydro-furan-2-yl. In some embodiments, R¹⁷ is 1-ethyl-pyrrolidin-2-yl. In some embodiments, R¹⁷ is 1-methyl-pyrrolidin-2-yl. In some embodiments, R¹⁷ is morpholin-2-yl. In some embodiments, R¹⁷ is 1-

35 methyl-piperidin-2-yl. In some embodiments, R¹⁷ is 1-methyl-piperidin-4-yl. In some embodiments, R¹⁷ is 4-hydroxy-1-methyl-piperidin-4-yl. In some embodiments, R¹⁷ is thiomorpholin-4-yl. In some embodiments, R¹⁷ is tetrahydro-furan-3-yl. In some embodiments,

R¹⁷ is 1-*tert*-butoxycarbonyl-pyrrolidin-4-yl. In some embodiments, R¹⁷ is 1,2,2,6,6-pentamethyl-piperidin-4-yl. In some embodiments, R¹⁷ is 1,1-dioxo-tetrahydro-1λ⁶-thiophen-3-yl. In some embodiments, R¹⁷ is 4-methyl-morpholin-2-yl. In some embodiments, R¹⁷ is 4-*tert*-butoxycarbonyl -morpholin-2-yl. In some embodiments, R¹⁷ is 1-isopropyl-piperidin-4-yl. In
5 some embodiments, R¹⁷ is 4-hydroxy-1,1-dioxo-tetrahydro-1λ⁶-thiophen-3-yl. In some embodiments, R¹⁷ is 3-methyl-1,1-dioxo-tetrahydro-1λ⁶-thiophen-3-yl. In some embodiments, R¹⁷ is phenyl. In some embodiments, R¹⁷ is 2-hydroxy-indan-1-yl. In some embodiments, R¹⁷ is indan-1-yl. In some embodiments, R¹⁷ is cyclopentyl. In some embodiments, R¹⁷ is 2-hydroxy-cyclopentyl. In some embodiments, R¹⁷ is cyclobutyl. In some embodiments, R¹⁷ is 2-hydroxy-cyclohexyl. In some embodiments, R¹⁷ is 1,3,3-trimethyl-bicyclo[2.2.1]hept-2-yl. In some
10 embodiments, R¹⁷ is 6,6-dimethyl-bicyclo[3.1.1]hept-2-yl. In some embodiments, R¹⁷ is 1-aza-bicyclo[2.2.2]oct-3-yl. In some embodiments, R¹⁷ is 9-methyl-9-aza-bicyclo[3.3.1]non-1-yl. In some embodiments, R¹⁷ is 3-azepan-1-yl. In some embodiments, R¹⁷ is 2-fluoro-phenyl. In some embodiments, R¹⁷ is 2-chloro-phenyl. In some embodiments, R¹⁷ is 4-fluoro-phenyl. In some
15 embodiments, R¹⁷ is 4-chloro-phenyl. In some embodiments, R¹⁷ is 3-fluoro-phenyl. In some embodiments, R¹⁷ is 5-fluoro-2-methoxy-phenyl. In some embodiments, R¹⁷ is 2-fluoro-4-methanesulfonyl-phenyl. In some embodiments, R¹⁷ is 4-carboxy-2-fluoro-phenyl. In some embodiments, R¹⁷ is 2,5-difluoro-phenyl. In some embodiments, R¹⁷ is *m*-tolyl. In some
20 embodiments, R¹⁷ is *o*-tolyl. In some embodiments, R¹⁷ is 2,5-dimethyl-phenyl. In some embodiments, R¹⁷ is 2,3-dimethyl-phenyl. In some embodiments, R¹⁷ is 4-hydroxy-3-methoxy-phenyl. In some embodiments, R¹⁷ is 2,4-dimethoxy-phenyl. In some embodiments, R¹⁷ is 2,3-dimethoxy-phenyl. In some embodiments, R¹⁷ is 3,5-dimethoxy-phenyl. In some embodiments, R¹⁷ is 4-methoxy-phenyl. In some embodiments, R¹⁷ is 3-methoxy-phenyl. In some
25 embodiments, R¹⁷ is 2-methoxy-phenyl. In some embodiments, R¹⁷ is 3-hydroxy-phenyl. In some embodiments, R¹⁷ is 4-hydroxy-phenyl. In some embodiments, R¹⁷ is 2-hydroxy-phenyl. In some embodiments, R¹⁷ is 5-fluoro-2-hydroxy-phenyl. In some embodiments, R¹⁷ is 3-trifluoromethoxy-phenyl. In some embodiments, R¹⁷ is 4-difluoromethoxy-phenyl. In some
30 embodiments, R¹⁷ is 3-difluoromethoxy-phenyl. In some embodiments, R¹⁷ is 4-fluoro-phenoxy. In some embodiments, R¹⁷ is 2-dimethylamino-phenyl. In some embodiments, R¹⁷ is 4-dimethylamino-phenyl. In some embodiments, R¹⁷ is 6-fluoro-4*H*-benzo[1,3]dioxin-8-yl. In some embodiments, R¹⁷ is benzo[1,3]dioxol-5-yl. In some embodiments, R¹⁷ is pyrimidin-2-yl. In some
35 embodiments, R¹⁷ is pyrimidin-4-yl. In some embodiments, R¹⁷ is 2,6-dimethyl-pyrimidin-4-yl. In some embodiments, R¹⁷ is pyridazin-3-yl. In some embodiments, R¹⁷ is 5-methyl-pyrazin-2-yl. In some embodiments, R¹⁷ is 6-methoxy-pyrimidin-4-yl. In some
embodiments, R¹⁷ is pyrazin-2-yl. In some embodiments, R¹⁷ is 3,5-dimethyl-pyrazin-2-yl. In some embodiments, R¹⁷ is 5-fluoro-2-oxo-2,3-dihydro-pyrimidin-4-yl. In some embodiments, R¹⁷ is hydroxyl. In some embodiments, R¹⁷ is methoxycarbonyl. In some embodiments, R¹⁷ is

ethoxycarbonyl. In some embodiments, R¹⁷ is carboxy. In some embodiments, R¹⁷ is 1-piperidin-1-yl. In some embodiments, R¹⁷ is carboxamide. In some embodiments, R¹⁷ is methoxy. In some embodiments, R¹⁷ is trifluoromethyl. In some embodiments, R¹⁷ is methyl. In some embodiments, R¹⁷ is *tert*-butyl. In some embodiments, R¹⁷ is diethylamino. In some
5 embodiments, R¹⁷ is dimethylamino. In some embodiments, R¹⁷ is cyano. In some embodiments, R¹⁷ is *tert*-butylamino. In some embodiments, R¹⁷ is cyclopropyl. In some embodiments, R¹⁷ is pyridin-3-yloxy. In some embodiments, R¹⁷ is 1*H*-tetrazol-5-yl. In some embodiments, R¹⁷ is 5-methyl-[1,2,4]oxadiazol-3-yl. In some embodiments, R¹⁷ is phosphonoxy. In some
10 embodiments, R¹⁷ is cyclobutylamino. In some embodiments, R¹⁷ is phenylamino. In some
embodiments, R¹⁷ is 1-*tert*-butyl-3-methylureido. In some embodiments, R¹⁷ is 3-methyl-1-phenylureido. In some embodiments, R¹⁷ is *N*-*tert*-butylmethylsulfonamido. In some
embodiments, R¹⁷ is 1-cyclobutyl-3-methylureido. In some embodiments, R¹⁷ is methylcarbamoyl. In some embodiments, R¹⁷ is 5-hydroxy-1*H*-indol-3-yl. In some
15 embodiments, R¹⁷ is 1*H*-benzoimidazol-2-yl. In some embodiments, R¹⁷ is 5,7-dimethyl-pyrazolo[1,5-*a*]pyrimidin-2-yl. In some embodiments, R¹⁷ is 1*H*-benzoimidazol-2-yl. In some
embodiments, R¹⁷ is 2-(*tert*-butoxycarbonyl)-3,4-dihydro-1*H*-isoquinoline-2-yl. In some
embodiments, R¹⁷ is quinolin-3-yl. In some embodiments, R¹⁷ is quinolin-4-yl. In some
embodiments, R¹⁷ is 2-methyl-quinolin-4-yl. In some embodiments, R¹⁷ is benzooxazol-2-yl. In
some embodiments, R¹⁷ is 1-methyl-1,2,3,4-tetrahydro-quinolin-7-yl. In some embodiments, R¹⁷
20 is 2,3-dihydro-benzofuran-3-yl. In some embodiments, R¹⁷ is benzothiazol-2-yl. In some
embodiments, R¹⁷ is 1,4-dimethyl-1*H*-pyrrol-2-yl. In some embodiments, R¹⁷ is 3-methyl-3*H*-imidazol-4-yl. In some embodiments, R¹⁷ is 1*H*-imidazol-4-yl. In some embodiments, R¹⁷ is 5-hydroxy-1*H*-pyrazol-3-yl. In some
embodiments, R¹⁷ is 1-methyl-1*H*-pyrazol-3-yl. In some
embodiments, R¹⁷ is 4-pyridin-2-yl-thiazol-2-yl. In some embodiments, R¹⁷ is 5-methyl-thiazol-
25 2-yl. In some embodiments, R¹⁷ is oxazol-4-yl. In some embodiments, R¹⁷ is 4-phenyl-thiazol-2-yl. In some embodiments, R¹⁷ is 5-*tert*-butyl-isoxazol-3-yl. In some embodiments, R¹⁷ is
pyridin-2-yl. In some embodiments, R¹⁷ is pyridin-3-yl. In some embodiments, R¹⁷ is pyridin-4-yl. In some embodiments, R¹⁷ is 3-hydroxy-pyridin-2-yl. In some embodiments, R¹⁷ is 6-hydroxy-pyridin-3-yl. In some
embodiments, R¹⁷ is 3-hydroxy-pyridin-4-yl. In some
30 embodiments, R¹⁷ is 4-hydroxy-pyridin-2-yl. In some embodiments, R¹⁷ is 6-hydroxy-pyridin-2-yl. In some embodiments, R¹⁷ is 2-hydroxy-pyridin-3-yl. In some embodiments, R¹⁷ is 2-methoxy-pyridin-3-yl. In some
embodiments, R¹⁷ is 5-methoxy-pyridin-2-yl. In some
embodiments, R¹⁷ is 4-methoxy-pyridin-2-yl. In some embodiments, R¹⁷ is 2-methoxy-pyridin-4-yl. In some embodiments, R¹⁷ is 6-methoxy-pyridin-2-yl. In some embodiments, R¹⁷ is 6-methoxy-pyridin-3-yl. In some
35 embodiments, R¹⁷ is 3-fluoro-pyridin-2-yl. In some
embodiments, R¹⁷ is 2-fluoro-pyridin-3-yl. In some embodiments, R¹⁷ is 6-fluoro-pyridin-2-yl. In some embodiments, R¹⁷ is 5-fluoro-pyridin-2-yl. In some embodiments, R¹⁷ is 6-fluoro-

pyridin-3-yl. In some embodiments, R¹⁷ is 3-fluoro-pyridin-4-yl. In some embodiments, R¹⁷ is 3-methyl-pyridin-2-yl. In some embodiments, R¹⁷ is 3-methyl-pyridin-4-yl. In some embodiments, R¹⁷ is 6-methyl-pyridin-2-yl. In some embodiments, R¹⁷ is 4-methyl-pyridin-2-yl. In some embodiments, R¹⁷ is 6-methyl-pyridin-3-yl. In some embodiments, R¹⁷ is 2-methyl-pyridin-3-yl.

5 In some embodiments, R¹⁷ is 5-trifluoromethyl-pyridin-2-yl. In some embodiments, R¹⁷ is 6-trifluoromethyl-pyridin-3-yl. In some embodiments, R¹⁷ is 4-trifluoromethyl-pyridin-2-yl. In some embodiments, R¹⁷ is 3-chloro-5-trifluoromethyl-pyridin-2-yl. In some embodiments, R¹⁷ is 4,6-dimethyl-pyridin-2-yl. In some embodiments, R¹⁷ is 4,6-dimethyl-pyridin-2-yl. In some embodiments, R¹⁷ is 3-chloro-5-methyl-pyridin-2-yl. In some embodiments, R¹⁷ is 6-cyano-

10 pyridin-3-yl. In some embodiments, R¹⁷ is 3-cyano-5-methyl-pyridin-2-yl. In some embodiments, R¹⁷ is 3-cyano-5-methyl-pyridin-2-yl. In some embodiments, R¹⁷ is 3-chloro-5-methyl-pyridin-2-yl. In some embodiments, R¹⁷ is 2-chloro-pyridin-3-yl. In some embodiments, R¹⁷ is 5-chloro-pyridin-2-yl. In some embodiments, R¹⁷ is 6-chloro-2-methyl-pyridin-3-yl. In some embodiments, R¹⁷ is 6-chloro-pyridin-3-yl. In some embodiments, R¹⁷ is 3-chloro-pyridin-

15 4-yl. In some embodiments, R¹⁷ is 6-bromo-2-methyl-pyridin-3-yl. In some embodiments, R¹⁷ is 5-bromo-3-methyl-pyridin-2-yl. In some embodiments, R¹⁷ is 6-carboxypyridin-2-yl. In some embodiments, R¹⁷ is 6-methanesulfonyl-4-methyl-pyridin-3-yl. In some embodiments, R¹⁷ is 6-methanesulfonyl-4-methyl-pyridin-3-yl. In some embodiments, R¹⁷ is 6-methanesulfonyl-2-methyl-pyridin-3-yl. In some embodiments, R¹⁷ is 6-methanesulfonyl-pyridin-3-yl. In some

20 embodiments, R¹⁷ is 2,6-dimethoxy-pyridin-3-yl. In some embodiments, R¹⁷ is 5-fluoro-1-oxy-pyridin-2-yl. In some embodiments, R¹⁷ is 1-oxy-pyridin-2-yl. In some embodiments, R¹⁷ is 6-pyrrolidin-1-yl-pyridin-2-ylmethyl. In some embodiments, R¹⁷ is 5-(1-methyl-pyrrolidin-2-yl)-pyridin-2-yl. In some embodiments, R¹⁷ is 6-morpholin-4-yl-pyridin-2-yl. In some

embodiments, R¹⁷ is 6-morpholin-4-yl-pyridin-3-yl. In some embodiments, R¹⁷ is ethynyl. In some

25 some embodiments, R¹⁷ is *tert*-butyl(methyl)amino. In some embodiments, R¹⁷ is 2,2,2-trifluoroethyl. In some embodiments, R¹⁷ is *N*-cyclobutylmethylsulfonamido. In some embodiments, R¹⁷ is *N*-phenylmethylsulfonamido. In some embodiments, R¹⁷ is hydroxy(methyl)amino. In some embodiments, R¹⁷ is methoxy(methyl)amino. In some

embodiments, R¹⁷ is azetidin-1-yl. In some embodiments, R¹⁷ is *tert*-butoxy. In some

30 embodiments, R¹⁷ is fluoromethyl. In some embodiments, R¹⁷ is 2,2,2-trifluoroethylamino. In some embodiments, R¹⁷ is (1,1-dioxo-tetrahydro-1λ⁶-thiophen-3-yl)amino.

Certain R¹⁵ and R¹⁷ Combinations:

In some embodiments, R¹⁵ is selected from: -C(O)NH-, -C(O)-, C₁-C₆ alkylene, C₃-C₇ cycloalkylene, heteroarylene, and heterocyclylene; wherein said heterocyclylene is optionally

35 substituted with C₁-C₆ alkyl; or R¹⁵ is absent; and

R¹⁷ is selected from: H, C₁-C₆ alkoxy, C₁-C₆ alkyl, C₁-C₆ alkylamino, C₁-C₆ alkylcarboxamide, C₂-C₆ alkynyl, ureyl, amino, aryl, arylamino, arylcarbonyl, aryloxy, carbo-

C₁-C₆-alkoxy, carboxamide, carboxy, cyano, C₃-C₇ cycloalkyl, C₅-C₁₁ bicycloalkyl, C₃-C₇ cycloalkylamino, C₂-C₈ dialkylamino, C₂-C₈ dialkylsulfonamide, C₁-C₆ haloalkyl, heteroaryl, heteroaryloxy, heterobicycyl, heterocycl, hydroxyl, and phosphonoxy; wherein said C₁-C₆ alkylamino, aryl, arylamino, aryloxy, C₅-C₁₁ bicycloalkyl, C₃-C₇ cycloalkyl, C₃-C₇ cycloalkylamino, heteroaryl, heterobicycyl, heterocycl, and ureyl are each optionally substituted with one or more substituents selected from: C₁-C₆ alkoxy, C₁-C₆ alkoxycarbonyl, C₁-C₆ alkyl, C₁-C₆ alkylsulfonyl, amino, aryl, carboxy, cyano, C₃-C₇ cycloalkyl, C₂-C₈ dialkylamino, C₁-C₆ haloalkoxy, C₁-C₆ haloalkyl, halogen, heteroaryl, heterocycl, and hydroxyl.

10 Certain Combinations:

In some embodiments, R¹, R², R³, R⁴, R⁵, and R⁶ are each independently selected from: H and C₁-C₆ alkyl.

In some embodiments, R¹ and R⁶ are each independently selected from: H, and C₁-C₆ alkyl; and R², R³, R⁴, and R⁵ are each H.

15 In some embodiments, R¹, R², R³, R⁴, R⁵, and R⁶ are each independently selected from: H, methyl, and isopropyl.

In some embodiments, R¹ is selected from: H and methyl; R², R³, R⁴, and R⁵ are each H; and R⁶ is selected from: H and is isopropyl.

In some embodiments, R¹ is methyl; R², R³, R⁴, and R⁵ are each H; and R⁶ is isopropyl.

20 In some embodiments, R¹, R², R³, R⁴, R⁵, and R⁶ are each H.

In some embodiments, R⁸ and R⁹ together with the nitrogen atom to which they are both bonded form group selected from: heterocycl and heterobicycyl, each optionally substituted with one or more substituents selected from: carbo-C₁-C₆-alkoxy, C₁-C₆ alkoxy, C₁-C₆ alkyl, aryl, carbo-C₁-C₆-alkoxy, C₁-C₆ haloalkyl, halogen, heteroaryl, heteroaryloxy, heterocycl, and hydroxyl; wherein said aryl, C₁-C₆ alkyl, and heteroaryl are optionally substituted with one substituent selected from: C₃-C₇ cycloalkyl, C₁-C₆ alkoxy, halogen, and hydroxyl.

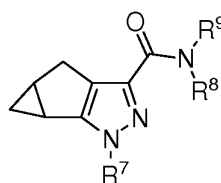
In some embodiments, R⁸ and R⁹ together with the nitrogen atom to which they are both bonded form 4-cyclohexylmethyl-piperazin-1-yl, hexahydro-pyrrolo[1,2-a]pyrazin-2-yl, 5,7-dihydro-pyrrolo[3,4-b]pyridin-6-yl, 4-methoxy-2,3-dihydro-indol-1-yl, 2-phenyl-pyrrolidin-1-yl, 2-pyridin-2-yl-thiomorpholin-4-yl, 2-hydroxymethyl-2,3-dihydro-indol-1-yl, 4-hydroxy-piperidin-1-yl, hexahydro-pyrrolo[1,2-a]pyrazin-2-yl, 7-(methoxycarbonyl)-3,4-dihydro-1*H*-isoquinolin-2-yl, 7-methoxy-3,4-dihydro-1*H*-isoquinolin-2-yl, 1,4,6,7-tetrahydro-imidazo[4,5-c]pyridin-5-yl, 5-fluoro-1,3-dihydro-isoindol-2-yl, 3-hydroxy-7,8-dihydro-5*H*-[1,6]naphthyridin-6-yl, 4-(*tert*-butoxycarbonyl)-2-(hydroxymethyl)piperazin-1-yl, 1,3-dihydro-isoindol-2-yl, 3-trifluoromethyl-5,6-dihydro-8*H*-[1,2,4]triazolo[4,3-a]pyrazin-7-yl, 4-morpholin-4-yl-piperidin-1-yl, 3,4-dihydro-1*H*-isoquinolin-2-yl, 4-(3-methoxy-pyridin-2-yl)-piperazin-1-yl, 3-hydroxy-piperidin-1-yl, 4-(3-chloro-phenyl)-piperazin-1-yl, 6-methoxy-3,4-dihydro-1*H*-

isoquinolin-2-yl, morpholin-4-yl, 2-hydroxymethyl-pyrrolidin-1-yl, 1,3-dihydro-pyrrolo[3,4-c]pyridin-2-yl, 3-pyridin-4-yl-pyrrolidin-1-yl, 4-(pyridin-2-yloxy)-piperidin-1-yl, 3-pyridin-2-yl-pyrrolidin-1-yl, 7-methyl-3,4-dihydro-2*H*-[1,8]naphthyridin-1-yl, 3-pyridin-3-yl-pyrrolidin-1-yl, 3-hydroxy-pyrrolidin-1-yl, 4-(4,6-dimethyl-pyrimidin-2-yl)-piperazin-1-yl, 2-methyl-3,4-dihydro-2*H*-quinolin-1-yl, 2-phenyl-morpholin-4-yl or pyrazin-2-yl.

In some embodiments, R⁸ and R⁹ together with the nitrogen atom to which they are both bonded form 4-cyclohexylmethyl-piperazin-1-yl. In some embodiments, R⁸ and R⁹ together with the nitrogen atom to which they are both bonded form hexahydro-pyrrolo[1,2-a]pyrazin-2-yl. In some embodiments, R⁸ and R⁹ together with the nitrogen atom to which they are both bonded form 5,7-dihydro-pyrrolo[3,4-b]pyridin-6-yl. In some embodiments, R⁸ and R⁹ together with the nitrogen atom to which they are both bonded form 4-methoxy-2,3-dihydro-indol-1-yl. In some embodiments, R⁸ and R⁹ together with the nitrogen atom to which they are both bonded form 2-phenyl-pyrrolidin-1-yl. In some embodiments, R⁸ and R⁹ together with the nitrogen atom to which they are both bonded form 2-pyridin-2-yl-thiomorpholin-4-yl. In some embodiments, R⁸ and R⁹ together with the nitrogen atom to which they are both bonded form 2-hydroxymethyl-2,3-dihydro-indol-1-yl. In some embodiments, R⁸ and R⁹ together with the nitrogen atom to which they are both bonded form 4-hydroxy-piperidin-1-yl. In some embodiments, R⁸ and R⁹ together with the nitrogen atom to which they are both bonded form hexahydro-pyrrolo[1,2-a]pyrazin-2-yl. In some embodiments, R⁸ and R⁹ together with the nitrogen atom to which they are both bonded form 7-(methoxycarbonyl)-3,4-dihydro-1*H*-isoquinolin-2-yl. In some embodiments, R⁸ and R⁹ together with the nitrogen atom to which they are both bonded form 7-methoxy-3,4-dihydro-1*H*-isoquinolin-2-yl. In some embodiments, R⁸ and R⁹ together with the nitrogen atom to which they are both bonded form 1,4,6,7-tetrahydro-imidazo[4,5-c]pyridin-5-yl. In some embodiments, R⁸ and R⁹ together with the nitrogen atom to which they are both bonded form 5-fluoro-1,3-dihydro-isoindol-2-yl. In some embodiments, R⁸ and R⁹ together with the nitrogen atom to which they are both bonded form 3-hydroxy-7,8-dihydro-5*H*-[1,6]naphthyridin-6-yl. In some embodiments, R⁸ and R⁹ together with the nitrogen atom to which they are both bonded form 4-(*tert*-butoxycarbonyl)-2-(hydroxymethyl)piperazin-1-yl. In some embodiments, R⁸ and R⁹ together with the nitrogen atom to which they are both bonded form 1,3-dihydro-isoindol-2-yl. In some embodiments, R⁸ and R⁹ together with the nitrogen atom to which they are both bonded form 3-trifluoromethyl-5,6-dihydro-8*H*-[1,2,4]triazolo[4,3-a]pyrazin-7-yl. In some embodiments, R⁸ and R⁹ together with the nitrogen atom to which they are both bonded form 4-morpholin-4-yl-piperidin-1-yl. In some embodiments, R⁸ and R⁹ together with the nitrogen atom to which they are both bonded form 3,4-dihydro-1*H*-isoquinolin-2-yl. In some embodiments, R⁸ and R⁹ together with the nitrogen atom to which they are both bonded form 4-(3-methoxy-pyridin-2-yl)-piperazin-1-yl. In some embodiments, R⁸ and R⁹ together with the nitrogen atom to which they are both bonded form 3-hydroxy-piperidin-1-

yl. In some embodiments, R⁸ and R⁹ together with the nitrogen atom to which they are both bonded form 4-(3-chloro-phenyl)-piperazin-1-yl. In some embodiments, R⁸ and R⁹ together with the nitrogen atom to which they are both bonded form 6-methoxy-3,4-dihydro-1*H*-isoquinolin-2-yl. In some embodiments, R⁸ and R⁹ together with the nitrogen atom to which they are both bonded form morpholin-4-yl. In some embodiments, R⁸ and R⁹ together with the nitrogen atom to which they are both bonded form 2-hydroxymethyl-pyrrolidin-1-yl. In some embodiments, R⁸ and R⁹ together with the nitrogen atom to which they are both bonded form 1,3-dihydro-pyrrolo[3,4-*c*]pyridin-2-yl. In some embodiments, R⁸ and R⁹ together with the nitrogen atom to which they are both bonded form 3-pyridin-4-yl-pyrrolidin-1-yl. In some embodiments, R⁸ and R⁹ together with the nitrogen atom to which they are both bonded form 4-(pyridin-2-yloxy)-piperidin-1-yl. In some embodiments, R⁸ and R⁹ together with the nitrogen atom to which they are both bonded form 3-pyridin-2-yl-pyrrolidin-1-yl. In some embodiments, R⁸ and R⁹ together with the nitrogen atom to which they are both bonded form 7-methyl-3,4-dihydro-2*H*-[1,8]naphthyridin-1-yl. In some embodiments, R⁸ and R⁹ together with the nitrogen atom to which they are both bonded form 3-pyridin-3-yl-pyrrolidin-1-yl. In some embodiments, R⁸ and R⁹ together with the nitrogen atom to which they are both bonded form 3-hydroxy-pyrrolidin-1-yl. In some embodiments, R⁸ and R⁹ together with the nitrogen atom to which they are both bonded form 4-(4,6-dimethyl-pyrimidin-2-yl)-piperazin-1-yl. In some embodiments, R⁸ and R⁹ together with the nitrogen atom to which they are both bonded form 2-methyl-3,4-dihydro-2*H*-quinolin-1-yl. In some embodiments, R⁸ and R⁹ together with the nitrogen atom to which they are both bonded form 2-phenyl-morpholin-4-yl or pyrazin-2-yl.

In some embodiments, the compound of Formula **Ia**, or a pharmaceutically acceptable salt, solvate, hydrate, and/or *N*-oxide thereof is selected from compounds of Formula **Ie** and pharmaceutically acceptable salts, solvates, hydrates, and *N*-oxides thereof:

**Ie**

wherein:

R⁷ is -R¹⁰-R¹¹-R¹²-R¹³; wherein:

R¹⁰ is selected from: C₁-C₆ alkylene, heteroarylene, and heterocyclylene; or R¹⁰

is absent;

R¹¹ is selected from: -C(O)NH- and C₁-C₆ alkylene; or R¹¹ is absent;

R¹² is C₁-C₆ alkylene; or R¹² is absent; and

R^{13} is selected from: C_1 - C_6 alkyl, aryl, C_3 - C_7 cycloalkyl, heteroaryl, heterocyclyl, and hydroxyl; wherein said C_1 - C_6 alkyl, aryl, and heteroaryl are each optionally substituted with one or two substituents selected from: C_1 - C_6 alkoxy, C_1 - C_6 alkyl, C_1 - C_6 alkylamino, C_1 - C_6 alkylsulfonyl, amino, C_3 - C_7 cycloalkyl, cyano, C_2 - C_8 dialkylamino, C_1 - C_6 haloalkyl, halogen, and hydroxyl;

R^8 is $-R^{14}-R^{15}-R^{16}-R^{17}$; wherein:

R^{14} is selected from: C_1 - C_6 alkylene, C_3 - C_7 cycloalkenylene, C_3 - C_7 cycloalkylene, heteroarylene, and heterocyclylene; wherein said C_1 - C_6 alkylene and heterocyclylene are each optionally substituted with one or more substituents selected from: C_1 - C_6 alkoxycarbonyl, C_1 - C_6 alkyl, C_3 - C_7 cycloalkyl, aryl, carboxy, heteroaryl, heterocyclyl, and hydroxyl; wherein said C_1 - C_6 alkyl and aryl are optionally substituted with one substituent selected from: C_1 - C_6 alkoxy, aryl, halogen, heteroaryl, and hydroxyl; or R^{14} is absent;

R^{15} is selected from: $-C(O)NH-$, $-C(O)-$, $-C(O)O-$, C_1 - C_6 alkylene, C_3 - C_7 cycloalkylene, heteroarylene, and heterocyclylene; wherein said heterocyclylene is optionally substituted with C_1 - C_6 alkyl; or R^{15} is absent;

R^{16} is C_1 - C_6 alkylene; or R^{16} is absent; and

R^{17} is selected from: H, C_1 - C_6 alkoxy, C_1 - C_6 alkyl, C_1 - C_6 alkylamino, C_1 - C_6 alkylcarboxamide, C_2 - C_6 alkynyl, ureyl, amino, aryl, arylamino, arylcarbonyl, aryloxy, carbo- C_1 - C_6 -alkoxy, carboxamide, carboxy, cyano, C_3 - C_7 cycloalkyl, C_5 - C_{11} bicycloalkyl, C_3 - C_7 cycloalkylamino, C_2 - C_8 dialkylamino, C_2 - C_8 dialkylsulfonamide, C_1 - C_6 haloalkyl, heteroaryl, heteroaryloxy, heterobicyclyl, heterocyclyl, hydroxyl, and phosphonooxy; wherein said C_1 - C_6 alkylamino, aryl, arylamino, aryloxy, C_5 - C_{11} bicycloalkyl, C_3 - C_7 cycloalkyl, heteroaryl, heterobicyclyl, heterocyclyl, and ureyl are each optionally substituted with one or more substituents selected from: C_1 - C_6 alkoxy, C_1 - C_6 alkoxycarbonyl, C_1 - C_6 alkyl, C_1 - C_6 alkylsulfonyl, amino, aryl, carboxy, cyano, C_3 - C_7 cycloalkyl, C_3 - C_7 cycloalkylamino, C_2 - C_8 dialkylamino, C_1 - C_6 haloalkoxy, C_1 - C_6 haloalkyl, halogen, heteroaryl, heterocyclyl, and hydroxyl; and

R^9 is selected from H, C_1 - C_6 alkyl, and C_3 - C_7 cycloalkyl; or

R^8 and R^9 together with the nitrogen atom to which they are both bonded form a group selected from: heterocyclyl and heterobicyclyl, each optionally substituted with one or more substituents selected from: carbo- C_1 - C_6 -alkoxy, C_1 - C_6 alkoxy, C_1 - C_6 alkyl, aryl, carbo- C_1 - C_6 -alkoxy, C_1 - C_6 haloalkyl, halogen, heteroaryl, heteroaryloxy, heterocyclyl, and hydroxyl; wherein said aryl, C_1 - C_6 alkyl, and heteroaryl are optionally substituted with one substituent selected from: C_3 - C_7 cycloalkyl, C_1 - C_6 alkoxy, halogen, and hydroxyl.

In some embodiments, the compound of Formula **Ia** is selected from the following compounds and pharmaceutically acceptable salts, solvates, hydrates and/or *N*-oxides thereof:

Compound 151: (1*aR*,5*aR*)-2-(5-Chloro-pyridin-2-yl)-1*a*,2,5,5*a*-tetrahydro-1*H*-2,3-diaza-cyclopropa[a]pentalene-4-carboxylic acid (2-hydroxy-1,1-dimethyl-ethyl)-amide;

5 **Compound 174:** (1*aR*,5*aR*)-2-(2,4-Dichloro-phenyl)-1*a*,2,5,5*a*-tetrahydro-1*H*-2,3-diaza-cyclopropa[a]pentalene-4-carboxylic acid (1-hydroxymethyl-cyclopropyl)-amide;

Compound 264: (1*aR*,5*aR*)-2-(5-Cyano-pyrazin-2-yl)-1*a*,2,5,5*a*-tetrahydro-1*H*-2,3-diaza-cyclopropa[a]pentalene-4-carboxylic acid (2-hydroxy-1,1-dimethyl-ethyl)-amide;

10 **Compound 309:** (1*aR*,5*aR*)-2-(5-Fluoro-pyridin-2-yl)-1*a*,2,5,5*a*-tetrahydro-1*H*-2,3-diaza-cyclopropa[a]pentalene-4-carboxylic acid (2-hydroxy-1,1-dimethyl-ethyl)-amide;

Compound 493: (1*aR*,5*aR*)-2-(2,4-Difluoro-phenyl)-1*a*,2,5,5*a*-tetrahydro-1*H*-2,3-diaza-cyclopropa[a]pentalene-4-carboxylic acid (2-hydroxy-1,1-dimethyl-ethyl)-amide;

15 **Compound 515:** 1-(2,4-Difluoro-phenyl)-3*b*,4,4*a*,5-tetrahydro-1*H*-cyclopropa[3,4]cyclopenta[1,2-*c*]pyrazole-3-carboxylic acid (2-hydroxy-1,1-dimethyl-ethyl)-amide;

Compound 593: (1*aR*,5*aR*)-2-Pyrazin-2-yl-1*a*,2,5,5*a*-tetrahydro-1*H*-2,3-diaza-cyclopropa[a]pentalene-4-carboxylic acid *tert*-butylamide;

Compound 625: (1*aR*,5*aR*)-2-(4-Chloro-pyridin-2-yl)-1*a*,2,5,5*a*-tetrahydro-1*H*-2,3-diaza-cyclopropa[a]pentalene-4-carboxylic acid (cyano-dimethyl-methyl)-amide;

20 **Compound 642:** (1*aR*,5*aR*)-2-Pyrazin-2-yl-1*a*,2,5,5*a*-tetrahydro-1*H*-2,3-diaza-cyclopropa[a]pentalene-4-carboxylic acid ((*S*)-1-hydroxymethyl-2,2-dimethyl-propyl)-amide;

Compound 644: (1*aR*,5*aR*)-2-(4-Cyano-pyridin-2-yl)-1*a*,2,5,5*a*-tetrahydro-1*H*-2,3-diaza-cyclopropa[a]pentalene-4-carboxylic acid (2-hydroxy-1,1-dimethyl-ethyl)-amide;

25 **Compound 646:** Phosphoric acid mono-(2-([(1*aR*,5*aR*)-2-(4-cyano-pyridin-2-yl)-1*a*,2,5,5*a*-tetrahydro-1*H*-2,3-diaza-cyclopropa[a]pentalene-4-carbonyl]-amino)-2-methyl-propyl) ester;

Compound 667: (1*aR*,5*aR*)-2-Pyrazin-2-yl-1*a*,2,5,5*a*-tetrahydro-1*H*-2,3-diaza-cyclopropa[a]pentalene-4-carboxylic acid [2,2-dimethyl-1-((*S*)-methylcarbamoyl)-propyl]-amide;

30 **Compound 683:** Phosphoric acid mono-((*S*)-3,3-dimethyl-2-([(1*aR*,5*aR*)-2-pyrazin-2-yl-1*a*,2,5,5*a*-tetrahydro-1*H*-2,3-diaza-cyclopropa[a]pentalene-4-carbonyl]-amino)-butyl) ester;

Compound 684: (1*aR*,5*aR*)-2-Pyrazin-2-yl-1*a*,2,5,5*a*-tetrahydro-1*H*-2,3-diaza-cyclopropa[a]pentalene-4-carboxylic acid ((*S*)-2-hydroxy-1-tetrahydro-pyran-4-yl-ethyl)-amide;

35 **Compound 690:** (1*aR*,5*aR*)-2-(4-Oxy-pyrazin-2-yl)-1*a*,2,5,5*a*-tetrahydro-1*H*-2,3-diaza-cyclopropa[a]pentalene-4-carboxylic acid ((*S*)-1-hydroxymethyl-2-methyl-propyl)-amide;

Compound 696: (1*aS*,5*aS*)-2-Pyrazin-2-yl-1*a*,2,5,5*a*-tetrahydro-1*H*-2,3-diaza-cyclopropa[a]pentalene-4-carboxylic acid ((*S*)-1-hydroxymethyl-2,2-dimethyl-propyl)-amide;

Compound 698: (1*aR*,5*aR*)-2-(4-Oxy-pyrazin-2-yl)-1*a*,2,5,5*a*-tetrahydro-1*H*-2,3-diaza-cyclopropa[*a*]pentalene-4-carboxylic acid (1-hydroxymethyl-cyclobutyl)-amide;

Compound 699: (1*aS*,5*aS*)-2-(4-Oxy-pyrazin-2-yl)-1*a*,2,5,5*a*-tetrahydro-1*H*-2,3-diaza-cyclopropa[*a*]pentalene-4-carboxylic acid ((*S*)-1-hydroxymethyl-2,2-dimethyl-propyl)-amide;

5 **Compound 700:** (1*aS*,5*aS*)-2-(4-Oxy-pyrazin-2-yl)-1*a*,2,5,5*a*-tetrahydro-1*H*-2,3-diaza-cyclopropa[*a*]pentalene-4-carboxylic acid (1-pyridin-2-yl-cyclobutyl)-amide;

Compound 703: Phosphoric acid mono-((*S*)-3,3-dimethyl-2-{[(1*aR*,5*aR*)-2-(4-oxy-pyrazin-2-yl)-1*a*,2,5,5*a*-tetrahydro-1*H*-2,3-diaza-cyclopropa[*a*]pentalene-4-carbonyl]-amino}-butyl) ester;

10 **Compound 704:** (1*aR*,5*aR*)-2-(4-Oxy-pyrazin-2-yl)-1*a*,2,5,5*a*-tetrahydro-1*H*-2,3-diaza-cyclopropa[*a*]pentalene-4-carboxylic acid ((*S*)-2,2-dimethyl-1-methylcarbamoyl-propyl)-amide;

Compound 722: (1*aR*,5*aR*)-2-(4-Oxy-pyrazin-2-yl)-1*a*,2,5,5*a*-tetrahydro-1*H*-2,3-diaza-cyclopropa[*a*]pentalene-4-carboxylic acid ((*S*)-methylcarbamoyl-phenyl-methyl)-amide;

15 **Compound 746:** (*S*)-3,3-Dimethyl-2-{[(1*aR*,5*aR*)-2-(4-oxy-pyrazin-2-yl)-1*a*,2,5,5*a*-tetrahydro-1*H*-2,3-diaza-cyclopropa[*a*]pentalene-4-carbonyl]-amino}-butyric acid methyl ester;

Compound 764: (1*aS*,5*aS*)-2-(4-Oxy-pyrazin-2-yl)-1*a*,2,5,5*a*-tetrahydro-1*H*-2,3-diaza-cyclopropa[*a*]pentalene-4-carboxylic acid (1-trifluoromethyl-cyclopropyl)-amide;

Compound 765: (1*aS*,5*aS*)-2-(4-Oxy-pyrazin-2-yl)-1*a*,2,5,5*a*-tetrahydro-1*H*-2,3-diaza-cyclopropa[*a*]pentalene-4-carboxylic acid (1-trifluoromethyl-cyclobutyl)-amide;

20 **Compound 766:** (1*aS*,5*aS*)-2-(4-Oxy-pyrazin-2-yl)-1*a*,2,5,5*a*-tetrahydro-1*H*-2,3-diaza-cyclopropa[*a*]pentalene-4-carboxylic acid ((*R*)-2,2-dimethyl-1-pyridin-2-yl-propyl)-amide;

Compound 767: (1*aS*,5*aS*)-2-(4-Oxy-pyrazin-2-yl)-1*a*,2,5,5*a*-tetrahydro-1*H*-2,3-diaza-cyclopropa[*a*]pentalene-4-carboxylic acid ((*S*)-2,2-dimethyl-1-pyridin-2-yl-propyl)-amide;

25 **Compound 820:** (1*aR*,5*aR*)-2-(4-Cyano-pyridin-2-yl)-1*a*,2,5,5*a*-tetrahydro-1*H*-2,3-diaza-cyclopropa[*a*]pentalene-4-carboxylic acid (2-hydroxy-1-hydroxymethyl-1-methyl-ethyl)-amide;

Compound 821: (1*aR*,5*aR*)-2-(4-Oxy-pyrazin-2-yl)-1*a*,2,5,5*a*-tetrahydro-1*H*-2,3-diaza-cyclopropa[*a*]pentalene-4-carboxylic acid (1-methyl-cyclobutyl)-amide;

30 **Compound 828:** (1*aR*,5*aR*)-2-(4-Oxy-pyrazin-2-yl)-1*a*,2,5,5*a*-tetrahydro-1*H*-2,3-diaza-cyclopropa[*a*]pentalene-4-carboxylic acid ((*R*)-1,2-dimethyl-propyl)-amide;

Compound 841: (1*aR*,5*aR*)-2-(4-Oxy-pyrazin-2-yl)-1*a*,2,5,5*a*-tetrahydro-1*H*-2,3-diaza-cyclopropa[*a*]pentalene-4-carboxylic acid [(*S*)-2-hydroxy-1-(tetrahydro-pyran-4-yl)-ethyl]-amide;

35 **Compound 844:** (1*aR*,5*aR*)-Pentanedioic acid mono-((*S*)-3-methyl-2-{[(1*aR*,5*aR*)-2-(4-oxy-pyrazin-2-yl)-1*a*,2,5,5*a*-tetrahydro-1*H*-2,3-diaza-cyclopropa[*a*]pentalene-4-carbonyl]-amino}-butyl) ester;

Compound 848: (1a*S*,5a*S*)-(S)-2-Amino-3-methyl-butyrac acid (S)-3,3-dimethyl-2-[[2-(4-oxy-pyrazin-2-yl)-1a,2,5,5a-tetrahydro-1*H*-2,3-diaza-cyclopropa[a]pentalene-4-carbonyl]-amino]-butyl ester;

Compound 889: (1a*S*,5a*S*)-2-(4-Chloro-pyridin-2-yl)-1a,2,5,5a-tetrahydro-1*H*-2,3-diaza-cyclopropa[a]pentalene-4-carboxylic acid (2-fluoro-1-fluoromethyl-1-hydroxymethyl-ethyl)-amide;

Compound 891: (1a*S*,5a*S*)-2-(4-Cyano-pyridin-2-yl)-1a,2,5,5a-tetrahydro-1*H*-2,3-diaza-cyclopropa[a]pentalene-4-carboxylic acid ((S)-3,3,3-trifluoro-1-hydroxymethyl-propyl)-amide;

Compound 896: (1a*S*,5a*S*)-2-(4-Oxy-pyrazin-2-yl)-1a,2,5,5a-tetrahydro-1*H*-2,3-diaza-cyclopropa[a]pentalene-4-carboxylic acid ((S)-1-hydroxymethyl-2-methyl-propyl)-amide;

Compound 897: (1a*S*,5a*S*)-2-(4-Chloro-pyridin-2-yl)-1a,2,5,5a-tetrahydro-1*H*-2,3-diaza-cyclopropa[a]pentalene-4-carboxylic acid (2-fluoro-1,1-dimethyl-ethyl)-amide;

Compound 902: (1a*S*,5a*S*)-2-(4-Oxy-pyrazin-2-yl)-1a,2,5,5a-tetrahydro-1*H*-2,3-diaza-cyclopropa[a]pentalene-4-carboxylic acid *N'*-*tert*-butyl-hydrazide;

Compound 904: (1a*S*,5a*S*)-2-(4-Oxy-pyrazin-2-yl)-1a,2,5,5a-tetrahydro-1*H*-2,3-diaza-cyclopropa[a]pentalene-4-carboxylic acid (2-fluoro-1,1-dimethyl-ethyl)-amide;

Compound 912: (1a*S*,5a*S*)-2-(4-Oxy-pyrazin-2-yl)-1a,2,5,5a-tetrahydro-1*H*-2,3-diaza-cyclopropa[a]pentalene-4-carboxylic acid ((*R*)-1,2-dimethyl-propyl)-amide;

Compound 913: (1a*S*,5a*S*)-2-(4-Oxy-pyrazin-2-yl)-1a,2,5,5a-tetrahydro-1*H*-2,3-diaza-cyclopropa[a]pentalene-4-carboxylic acid ((S)-2-hydroxy-1-phenyl-ethyl)-amide;

Compound 918: (1a*R*,5a*R*)-2-(4-Oxy-pyrazin-2-yl)-1a,2,5,5a-tetrahydro-1*H*-2,3-diaza-cyclopropa[a]pentalene-4-carboxylic acid ((S)-1-fluoromethyl-2,2-dimethyl-propyl)-amide;

Compound 919: (1a*S*,5a*S*)-2-(4-Oxy-pyrazin-2-yl)-1a,2,5,5a-tetrahydro-1*H*-2,3-diaza-cyclopropa[a]pentalene-4-carboxylic acid (2,2,2-trifluoro-1,1-dimethyl-ethyl)-amide;

Compound 920: (1a*S*,5a*S*)-2-(4-Oxy-pyrazin-2-yl)-1a,2,5,5a-tetrahydro-1*H*-2,3-diaza-cyclopropa[a]pentalene-4-carboxylic acid ((1*S*,2*S*)-2-hydroxy-indan-1-yl)-amide;

Compound 921: (1a*S*,5a*S*)-2-(4-Oxy-pyrazin-2-yl)-1a,2,5,5a-tetrahydro-1*H*-2,3-diaza-cyclopropa[a]pentalene-4-carboxylic acid ((1*S*,2*R*)-2-hydroxy-indan-1-yl)-amide;

Compound 924: (1a*S*,5a*S*)-2-(4-Oxy-pyrazin-2-yl)-1a,2,5,5a-tetrahydro-1*H*-2,3-diaza-cyclopropa[a]pentalene-4-carboxylic acid (1-fluoromethyl-cyclobutyl)-amide;

Compound 926: (1a*S*,5a*S*)-2-Pyrazin-2-yl-1a,2,5,5a-tetrahydro-1*H*-2,3-diaza-cyclopropa[a]pentalene-4-carboxylic acid (1-trifluoromethyl-cyclobutyl)-amide;

Compound 927: (1a*S*,5a*S*)-2-Pyrazin-2-yl-1a,2,5,5a-tetrahydro-1*H*-2,3-diaza-cyclopropa[a]pentalene-4-carboxylic acid (2,2,2-trifluoro-1,1-dimethyl-ethyl)-amide;

Compound 930: (1a*S*,5a*S*)-2-Pyrazin-2-yl-1a,2,5,5a-tetrahydro-1*H*-2,3-diaza-cyclopropa[a]pentalene-4-carboxylic acid (1-trifluoromethyl-cyclopropyl)-amide; and

Compound 931: (1a*R*,5a*R*)-2-(4-Fluoro-pyridin-2-yl)-1a,2,5,5a-tetrahydro-1*H*-2,3-diaza-cyclopropa[a]pentalene-4-carboxylic acid (2-hydroxy-1,1-dimethyl-ethyl)-amide.

In some embodiments, the compound of Formula **Ia** is selected from the following compounds and pharmaceutically acceptable salts, solvates, hydrates and/or *N*-oxides thereof:

5 **Compound 699:** (1a*S*,5a*S*)-2-(4-Oxy-pyrazin-2-yl)-1a,2,5,5a-tetrahydro-1*H*-2,3-diaza-cyclopropa[a]pentalene-4-carboxylic acid ((*S*)-1-hydroxymethyl-2,2-dimethyl-propyl)-amide;

Compound 764: (1a*S*,5a*S*)-2-(4-Oxy-pyrazin-2-yl)-1a,2,5,5a-tetrahydro-1*H*-2,3-diaza-cyclopropa[a]pentalene-4-carboxylic acid (1-trifluoromethyl-cyclopropyl)-amide;

10 **Compound 765:** (1a*S*,5a*S*)-2-(4-Oxy-pyrazin-2-yl)-1a,2,5,5a-tetrahydro-1*H*-2,3-diaza-cyclopropa[a]pentalene-4-carboxylic acid (1-trifluoromethyl-cyclobutyl)-amide;

Compound 919: (1a*S*,5a*S*)-2-(4-Oxy-pyrazin-2-yl)-1a,2,5,5a-tetrahydro-1*H*-2,3-diaza-cyclopropa[a]pentalene-4-carboxylic acid (2,2,2-trifluoro-1,1-dimethyl-ethyl)-amide;

Compound 921: (1a*S*,5a*S*)-2-(4-Oxy-pyrazin-2-yl)-1a,2,5,5a-tetrahydro-1*H*-2,3-diaza-cyclopropa[a]pentalene-4-carboxylic acid ((1*S*,2*R*)-2-hydroxy-indan-1-yl)-amide; and

15 **Compound 926:** (1a*S*,5a*S*)-2-Pyrazin-2-yl-1a,2,5,5a-tetrahydro-1*H*-2,3-diaza-cyclopropa[a]pentalene-4-carboxylic acid (1-trifluoromethyl-cyclobutyl)-amide.

20 In some embodiments, the compound of Formula **Ia** is (1a*S*,5a*S*)-2-(4-Oxy-pyrazin-2-yl)-1a,2,5,5a-tetrahydro-1*H*-2,3-diaza-cyclopropa[a]pentalene-4-carboxylic acid ((*S*)-1-hydroxymethyl-2,2-dimethyl-propyl)-amide or a pharmaceutically acceptable salt, solvate, and/or hydrate, thereof.

25 Provided is an anhydrous form of (1a*S*,5a*S*)-2-(4-oxy-pyrazin-2-yl)-1a,2,5,5a-tetrahydro-1*H*-2,3-diaza-cyclopropa[a]pentalene-4-carboxylic acid ((*S*)-1-hydroxymethyl-2,2-dimethyl-propyl)-amide. The physical properties of the crystalline form of (1a*S*,5a*S*)-2-(4-Oxy-pyrazin-2-yl)-1a,2,5,5a-tetrahydro-1*H*-2,3-diaza-cyclopropa[a]pentalene-4-carboxylic acid ((*S*)-1-hydroxymethyl-2,2-dimethyl-propyl)-amide (anhydrous form) are summarized in the table below.

	Compound 699 (Anhydrous Form)
PXRD	Figure 16: Peaks of about $\geq 8.7\%$ relative intensity at 8.5, 9.8, 10.7, 11.1, 11.8, 14.5, 16.5, 16.9, 17.4, 18.9, 22.1, and 25.4 $^{\circ}2\theta$
TGA	Figure 17: Decrease in weight of about 0.24% out to about 150 $^{\circ}\text{C}$
DSC	Figure 17: Endotherm extrapolated onset temperature: about 162 $^{\circ}\text{C}$
DMS	Figure 18: The adsorption/desorption isotherm shows about 1.0% or less weight change from about 10% relative humidity (RH) to about 90% RH; and about 0.1% or less weight change after a 10% RH to 90% RH back to 10% RH cycle, See Example 17.

Certain X-ray powder diffraction peaks for the anhydrous form of (1a*S*,5a*S*)-2-(4-oxy-pyrazin-2-yl)-1a,2,5,5a-tetrahydro-1*H*-2,3-diaza-cyclopropa[a]pentalene-4-carboxylic acid ((*S*)-1-hydroxymethyl-2,2-dimethyl-propyl)-amide are shown in the table below.

Pos. [$^{\circ}2\theta$]	d-spacing [Å]	Rel. Int. [%]	Pos. [$^{\circ}2\theta$]	d-spacing [Å]	Rel. Int. [%]
6.6	13.36534	4.4	17.3	5.13862	8.5
7.9	11.2546	5.5	17.4	5.10045	14.8
8.5	10.4588	100	18.4	4.8235	4.6
9.8	9.01268	21.5	18.9	4.70416	8.7
10.7	8.27929	28.3	20.2	4.40147	5.5
11.1	7.94475	26.1	20.9	4.25028	4.4
11.8	7.52225	10	22.1	4.01561	14.5
13.8	6.40603	7.5	23.4	3.79482	3
14.5	6.09847	11.3	24.7	3.60675	4.6
14.9	5.95101	6	25.4	3.50373	26.6
16	5.55637	5.8	26.5	3.36865	8.1
16.5	5.37022	11.8	29.2	3.0526	2.8
16.9	5.24987	26.7	29.3	3.04412	3.6

5 Also provided is an anhydrous crystalline form of (1a*S*,5a*S*)-2-(4-oxy-pyrazin-2-yl)-1a,2,5,5a-tetrahydro-1*H*-2,3-diaza-cyclopropa[a]pentalene-4-carboxylic acid ((*S*)-1-hydroxymethyl-2,2-dimethyl-propyl)-amide.

Also provided is an anhydrous crystalline form of (1a*S*,5a*S*)-2-(4-oxy-pyrazin-2-yl)-1a,2,5,5a-tetrahydro-1*H*-2,3-diaza-cyclopropa[a]pentalene-4-carboxylic acid ((*S*)-1-hydroxymethyl-2,2-dimethyl-propyl)-amide having an X-ray powder diffraction pattern comprising a peak, in terms of 2θ , at $8.5^{\circ} \pm 0.2^{\circ}$. In some embodiments, the anhydrous crystalline form has an X-ray powder diffraction pattern comprising peaks, in terms of 2θ , at $8.5^{\circ} \pm 0.2^{\circ}$, and $10.7^{\circ} \pm 0.2^{\circ}$. In some embodiments, the anhydrous crystalline form has an X-ray powder diffraction pattern comprising peaks, in terms of 2θ , at $8.5^{\circ} \pm 0.2^{\circ}$, $10.7^{\circ} \pm 0.2^{\circ}$, and $16.9^{\circ} \pm 0.2^{\circ}$. In some embodiments, the anhydrous crystalline form has an X-ray powder diffraction pattern comprising peaks, in terms of 2θ , at $8.5^{\circ} \pm 0.2^{\circ}$, $10.7^{\circ} \pm 0.2^{\circ}$, $16.9^{\circ} \pm 0.2^{\circ}$, $25.4^{\circ} \pm 0.2^{\circ}$, and $11.1^{\circ} \pm 0.2^{\circ}$. In some embodiments, the anhydrous crystalline form has an X-ray powder diffraction pattern comprising peaks, in terms of 2θ , at $8.5^{\circ} \pm 0.2^{\circ}$, $10.7^{\circ} \pm 0.2^{\circ}$, $16.9^{\circ} \pm 0.2^{\circ}$, $25.4^{\circ} \pm 0.2^{\circ}$, $11.1^{\circ} \pm 0.2^{\circ}$, $9.8^{\circ} \pm 0.2^{\circ}$, and $17.4^{\circ} \pm 0.2^{\circ}$. In some embodiments, the anhydrous crystalline form has an X-ray powder diffraction pattern comprising peaks, in terms of 2θ , at $8.5^{\circ} \pm 0.2^{\circ}$, $10.7^{\circ} \pm 0.2^{\circ}$, $16.9^{\circ} \pm 0.2^{\circ}$, $25.4^{\circ} \pm 0.2^{\circ}$, $11.1^{\circ} \pm 0.2^{\circ}$, $9.8^{\circ} \pm 0.2^{\circ}$, $17.4^{\circ} \pm 0.2^{\circ}$, $22.1^{\circ} \pm 0.2^{\circ}$, and $16.5^{\circ} \pm 0.2^{\circ}$. In some embodiments, the anhydrous crystalline form has an X-ray powder diffraction pattern comprising peaks, in terms of 2θ , at $8.5^{\circ} \pm 0.2^{\circ}$, $10.7^{\circ} \pm$

0.2°, 16.9° ± 0.2°, 25.4° ± 0.2°, 11.1° ± 0.2°, 9.8° ± 0.2°, 17.4° ± 0.2°, 22.1° ± 0.2°, 16.5° ± 0.2°, 14.5° ± 0.2°, 11.8° ± 0.2°, and 18.9° ± 0.2°. In some embodiments, the anhydrous crystalline form has an X-ray powder diffraction pattern substantially as shown in **Figure 16**, wherein by “substantially” is meant that the reported peaks can vary by about ± 0.2 °2θ.

5 In some embodiments, the anhydrous crystalline form has a differential scanning calorimetry thermogram comprising an endotherm with an extrapolated onset temperature between about 159.6 °C and about 169.6 °C. In some embodiments, the anhydrous crystalline form has a differential scanning calorimetry thermogram comprising an endotherm with an extrapolated onset temperature between about 160.6 °C and about 168.6 °C. In some
10 embodiments, the anhydrous crystalline form has a differential scanning calorimetry thermogram comprising an endotherm with an extrapolated onset temperature between about 162.6 °C and about 166.6 °C. In some embodiments, the anhydrous crystalline form has having a differential scanning calorimetry thermogram comprising an endotherm with an extrapolated onset temperature between about 163.6 °C and about 165.6 °C. In some embodiments, the
15 anhydrous crystalline form has a differential scanning calorimetry thermogram comprising an endotherm with an extrapolated onset temperature at about 164.6 °C. In some embodiments, the anhydrous crystalline form has a differential scanning calorimetry thermogram substantially as shown in **Figure 17**, wherein by “substantially” is meant that the reported DSC features can vary by about ± 4 °C and that the reported DSC features can vary by about ± 20 joules per gram.

20 In some embodiments, the anhydrous crystalline form has a thermogravimetric analysis profile showing about 0.5% weight loss below about 135 °C. In some embodiments, the anhydrous crystalline form has a thermogravimetric analysis profile showing about 0.25% weight loss below about 135 °C. In some embodiments, the anhydrous crystalline form has a thermogravimetric analysis profile showing about 0.05% weight loss below about 135 °C. In
25 some embodiments, the anhydrous crystalline form has a thermogravimetric analysis profile substantially as shown in **Figure 17**, wherein by “substantially” is meant that the reported TGA features can vary by about ± 5 °C, and that that the reported TGA features can vary by about ± 2% weight change.

Also provided is an anhydrous crystalline form having:

- 30 1) an X-ray powder diffraction pattern comprising peaks, in terms of 2θ, at 8.5° ± 0.2°, and 10.7° ± 0.2°;
- 2) a differential scanning calorimetry thermogram comprising an endotherm with an extrapolated onset temperature between about 159.6 °C and about 169.6 °C; and
- 3) a thermogravimetric analysis profile showing about 0.5% weight loss below
35 about 135 °C.

Also provided is an anhydrous crystalline form having:

1) an X-ray powder diffraction pattern comprising peaks, in terms of 2θ , at $8.5^\circ \pm 0.2^\circ$, $10.7^\circ \pm 0.2^\circ$, and $16.9^\circ \pm 0.2^\circ$;

2) a differential scanning calorimetry thermogram comprising an endotherm with an extrapolated onset temperature between about 160.6°C and about 168.6°C ; and

5 3) a thermogravimetric analysis profile showing about 0.25% weight loss below about 135°C .

Also provided is an anhydrous crystalline form having:

1) an X-ray powder diffraction pattern comprising peaks, in terms of 2θ , at $8.5^\circ \pm 0.2^\circ$, $10.7^\circ \pm 0.2^\circ$, $16.9^\circ \pm 0.2^\circ$, $25.4^\circ \pm 0.2^\circ$, and $11.1^\circ \pm 0.2^\circ$;

10 2) a differential scanning calorimetry thermogram comprising an endotherm with an extrapolated onset temperature between about 162.6°C and about 166.6°C ; and

3) a thermogravimetric analysis profile showing about 0.05% weight loss below about 135°C .

Also provided is an anhydrous crystalline form having:

15 1) an X-ray powder diffraction pattern comprising peaks, in terms of 2θ , at $8.5^\circ \pm 0.2^\circ$, $10.7^\circ \pm 0.2^\circ$, $16.9^\circ \pm 0.2^\circ$, $25.4^\circ \pm 0.2^\circ$, $11.1^\circ \pm 0.2^\circ$, $9.8^\circ \pm 0.2^\circ$, and $17.4^\circ \pm 0.2^\circ$;

2) a differential scanning calorimetry thermogram comprising an endotherm with an extrapolated onset temperature between about 163.6°C and about 165.6°C ; and

20 3) a thermogravimetric analysis profile showing about 0.05% weight loss below about 135°C .

Also provided is an anhydrous crystalline form having:

1) an X-ray powder diffraction pattern comprising peaks, in terms of 2θ , at $8.5^\circ \pm 0.2^\circ$, $10.7^\circ \pm 0.2^\circ$, $16.9^\circ \pm 0.2^\circ$, $25.4^\circ \pm 0.2^\circ$, $11.1^\circ \pm 0.2^\circ$, $9.8^\circ \pm 0.2^\circ$, $17.4^\circ \pm 0.2^\circ$, $22.1^\circ \pm 0.2^\circ$, and $16.5^\circ \pm 0.2^\circ$;

25 2) a differential scanning calorimetry thermogram comprising an endotherm with an extrapolated onset temperature at about 164.6°C ; and

3) a thermogravimetric analysis profile showing about 0.05% weight loss below about 135°C .

Also provided is an anhydrous crystalline form having:

30 1) an X-ray powder diffraction pattern comprising peaks, in terms of 2θ , at $8.5^\circ \pm 0.2^\circ$, $10.7^\circ \pm 0.2^\circ$, $16.9^\circ \pm 0.2^\circ$, $25.4^\circ \pm 0.2^\circ$, $11.1^\circ \pm 0.2^\circ$, $9.8^\circ \pm 0.2^\circ$, $17.4^\circ \pm 0.2^\circ$, $22.1^\circ \pm 0.2^\circ$, $16.5^\circ \pm 0.2^\circ$, $14.5^\circ \pm 0.2^\circ$, $11.8^\circ \pm 0.2^\circ$, and $18.9^\circ \pm 0.2^\circ$;

2) a differential scanning calorimetry thermogram comprising an endotherm with an extrapolated onset temperature at about 164.6°C ; and

35 3) a thermogravimetric analysis profile showing about 0.05% weight loss below about 135°C .

Also provided is an anhydrous crystalline form having:

- 1) an X-ray powder diffraction pattern substantially as shown in **Figure 16**;
- 2) a differential scanning calorimetry thermogram substantially as shown in **Figure 17**; and
- 3) a thermogravimetric analysis profile substantially as shown in **Figure 17**.

5 In some embodiments, the compound of Formula **Ia**, or a pharmaceutically acceptable salt, solvate, hydrate, and/or *N*-oxide thereof is (1*aS*,5*aS*)-2-(4-Oxy-pyrazin-2-yl)-1*a*,2,5,5*a*-tetrahydro-1*H*-2,3-diaza-cyclopropa[*a*]pentalene-4-carboxylic acid ((*S*)-1-hydroxymethyl-2,2-dimethyl-propyl)-amide or a pharmaceutically acceptable salt, solvate, and/or hydrate thereof and the one or more known pharmaceutical agent is morphine.

10 Additionally, chemical genera and individual compounds, for example those compounds found in the above list including diastereoisomers and enantiomers thereof, encompass all pharmaceutically acceptable salts, solvates, and particularly hydrates, and *N*-oxides thereof:

The compounds of the Formula **Ia** may be prepared according to relevant published literature procedures that are used by one skilled in the art. Exemplary reagents and procedures
15 for these reactions appear hereinafter in the working Examples. Protection and deprotection may be carried out by procedures generally known in the art (see, for example, Greene, T. W. and Wuts, P. G. M., *Protecting Groups in Organic Synthesis*, 3rd Edition, 1999 [Wiley]).

It is understood that the present invention embraces each diastereoisomer, each enantiomer and mixtures thereof of each compound and generic formulae disclosed herein just
20 as if they were each individually disclosed with the specific stereochemical designation for each chiral carbon. Separation of the individual isomers (such as, by chiral HPLC, recrystallization of diastereoisomeric mixtures and the like) or selective synthesis (such as, by enantiomeric selective syntheses and the like) of the individual isomers is accomplished by application of various methods which are well known to practitioners in the art.

25 The combinations disclosed herein are useful in the treatment of pain, and in the amelioration of symptoms thereof. The analgesic properties of cannabinoids have been recognized for many years. For example, animal studies have demonstrated that the CB₁/CB₂ agonists anandamide, THC, CP55,940 and WIN 55212-2 are effective against acute and chronic pain from chemical, mechanical, and thermal pain stimuli (reviewed in Walker and Huang
30 (2002) *Pharmacol. Ther.* 95:127-135; reviewed in Pacher, P *et al.* (2006) *Pharmacol. Rev.* 58(3): 389-462). In humans, topical administration of the CB₁/CB₂ agonist HU-210 attenuates capsaicin-induced hyperalgesia and allodynia (Rukwied, R. *et al.* (2003) *Pain* 102:283-288), and co-administration of the CB₁/CB₂ agonist THC and cannabidiol (nabiximols, trademark Sativex®) provides relief from cancer-associated pain (GW Pharmaceuticals press release Jan
35 19, 2005, Jun 19, 2007) and multiple-sclerosis-associated pain and spasticity (GW Pharmaceuticals press release Sept 27, 2005, Mar 11, 2009).

The role of CB₁ in mediating these analgesic effects is well-documented (reviewed in Manzanares, J. *et al.* (2006) *Current Neuropharmacology* 4:239-57; reviewed in Pacher, P. *et al.* (2006) *Pharmacol. Rev.* 58(3): 389-462). For example, blockade of peripheral or central CB₁ leads to hyperalgesia (Richardson, J. D. *et al.* (1997) *Eur. J. Pharmacol.* 345:145-153; 5 Calignano, A. *et al.* (1998) *Nature* 394:277-281), whereas CB₁ activation by exogenous administration of a CB₁ agonist arachidonyl-2-chloroethylamide reduces pain (Furuse, S. *et al.* (2009) *Anesthesiology* 111(1):173-86).

Although less well-documented, CB₂ also plays a role in mediating analgesic effects of cannabinoids (reviewed in Guindon and Hohmann (2008) *Br. J. Pharmacol.* 153:319-334). For 10 example, systemic delivery of the CB₂-selective agonist AM1241 suppresses hyperalgesia induced in the carrageenan, capsaicin, and formalin models of inflammatory pain in rodents (reviewed in Guindon and Hohmann (2008) *Br. J. Pharmacol.* 153:319-334). Local (subcutaneous) or systemic administration of AM1241 also reverses tactile and thermal hypersensitivity in rats following ligation of spinal nerves in the chronic constriction injury 15 model of neuropathic pain (Malan, T. P. *et al.* (2001) *Pain* 93:239-245; Ibrahim, M. M. *et al.* (2003) *Proc. Natl. Acad. Sci.* 100(18):10529-10533), an effect which is inhibited by treatment with the CB₂-selective antagonist AM630 (Ibrahim, M. M. *et al.* (2005) *Proc. Natl. Acad. Sci.* 102(8):3093-8). The CB₂-selective agonist GW405833 administered systemically significantly reverses hypersensitivity to mechanical stimuli in rats following ligation of spinal nerves (Hu, B. 20 *et al.* (2009) *Pain* 143:206-212). Thus, CB₂-selective agonists have also been demonstrated to attenuate pain in experimental models of acute, inflammatory, and neuropathic pain, and hyperalgesia.

Accordingly, CB₂-specific agonists and/or CB₁/CB₂ agonists find use in the treatment and/or prophylaxis of acute nociception and inflammatory hyperalgesia, as well as the allodynia 25 and hyperalgesia produced by neuropathic pain. For example, these agonists are useful as an analgesic to treat pain arising from autoimmune conditions; allergic reactions; bone and joint pain; muscle pain; dental pain; nephritic syndrome; scleroderma; thyroiditis; migraine and other headache pain; pain associated with diabetic neuropathy; fibromyalgia, HIV-related neuropathy, sciatica, and neuralgias; pain arising from cancer; and pain that occurs as an adverse affect of 30 therapeutics for the treatment of disease.

Furthermore, although cannabinoids exert their antinociceptive effects by complex mechanisms involving effects on the central nervous system, spinal cord, and peripheral sensory nerves (reviewed in Pacher, P. *et al.* (2006) *Pharmacol. Rev.* 58(3): 389-462), an analysis of models of inflammatory and neuropathic pain in mice that are deficient for CB₁ only in 35 nociceptive neurons localized in the peripheral nervous system demonstrates that the contribution of CB₁-type receptors expressed on the peripheral terminals of nociceptors to cannabinoid-induced analgesia is paramount (Agarwal, N. *et al.* (2007) *Nat. Neurosci.* 10(7):

870-879). Accordingly, agonists of CB₁ that are unable to cross the blood brain barrier still find use in the treatment and/or prophylaxis of acute pain, inflammatory pain, neuropathic pain, and hyperalgesia.

The severity of the pain can be assessed with self-reported measures as is known in the art. Generally, pain is assessed at rest, with appropriate activity (e.g., ambulation, cough), at baseline (prior to administration of the compound of Formula **Ia** or a pharmaceutically acceptable salt, solvate, hydrate, and/or *N*-oxide thereof and at regular intervals thereafter. Some of the most commonly used pain assessment instruments include the visual analog scale (VAS), numeric rating scale (NRS), and categorical Likert scale. The VAS is a written assessment that typically utilizes a unmarked 100-mm line with the left end marked as “no pain” and the right end marked as “worst pain imaginable.” Subjects put a mark on the line corresponding to their level of pain. The NRS can be applied in either written or verbal form and typically utilizes a rating from 0 (corresponding to “no pain”) to 10 (corresponding to “worst pain imaginable”). Likert scales are typically four- or five-item instruments (e.g., ratings of “none”, “mild”, “moderate”, “severe”) that attempt to quantify pain.

It is understood that when the phrase “pharmaceutically acceptable salts, solvates and hydrates” is used when referring to a particular formula herein, it is intended to embrace solvates and/or hydrates of compounds of the particular formula, pharmaceutically acceptable salts of compounds of the particular formula as well as solvates and/or hydrates of pharmaceutically acceptable salts of compounds of the particular formula.

The compounds described herein can be administered in a wide variety of oral and parenteral dosage forms. It will be apparent to those skilled in the art that the following dosage forms may comprise, as the active component, either a compound described herein or a pharmaceutically acceptable salt or as a solvate or hydrate thereof. Moreover, various hydrates and solvates of the compounds described herein and their salts will find use as intermediates in the manufacture of pharmaceutical compositions. Typical procedures for making and identifying suitable hydrates and solvates, outside those mentioned herein, are well known to those in the art; see for example, pages 202-209 of K.J. Guillery, “Generation of Polymorphs, Hydrates, Solvates, and Amorphous Solids,” in: Polymorphism in Pharmaceutical Solids, ed. Harry G. Brittan, Vol. 95, Marcel Dekker, Inc., New York, 1999, incorporated herein by reference in its entirety. Also provided are hydrates and solvates of compounds of Formula **Ia** and/or their pharmaceutical acceptable salts, as described herein, that can be isolated and characterized by methods known in the art, such as, thermogravimetric analysis (TGA), TGA-mass spectroscopy, TGA-Infrared spectroscopy, powder X-ray diffraction (XRPD), Karl Fisher titration, high resolution X-ray diffraction, and the like. There are several commercial entities that provide quick and efficient services for identifying solvates and hydrates on a routine basis. Example

companies offering these services include Wilmington PharmaTech (Wilmington, DE), Avantium Technologies (Amsterdam) and Aptuit (Greenwich, CT).

Polymorphism is the ability of a substance to exist as two or more crystalline phases that have different arrangements and/or conformations of the molecules in the crystal lattice.

5 Polymorphs show the same properties in the liquid or gaseous state but they behave differently in the solid state.

Besides single-component polymorphs, drugs can also exist as salts and other multicomponent crystalline phases. For example, solvates and hydrates may contain an API host and either solvent or water molecules, respectively, as guests. Analogously, when the guest
10 compound is a solid at room temperature, the resulting form is often called a cocrystal. Salts, solvates, hydrates, and cocrystals may show polymorphism as well. Crystalline phases that share the same API host, but differ with respect to their guests, may be referred to as pseudopolymorphs of one another.

Solvates contain molecules of the solvent of crystallization in a definite crystal lattice.
15 Solvates, in which the solvent of crystallization is water, are termed hydrates. Because water is a constituent of the atmosphere, hydrates of drugs may be formed rather easily.

By way of example, Stahly recently published a polymorph screens of 245 compounds consisting of a "wide variety of structural types" revealed that about 90% of them exhibited multiple solid forms. Overall, approximately half the compounds were polymorphic, often
20 having one to three forms. About one-third of the compounds formed hydrates, and about one-third formed solvates. Data from cocrystal screens of 64 compounds showed that 60% formed cocrystals other than hydrates or solvates. (G. P. Stahly, *Crystal Growth & Design* (2007), 7(6), 1007-1026.)

As will be recognized, the steps of the methods described herein need not be performed
25 any particular number of times or in any particular sequence. Additional objects, advantages and novel features of this invention will become apparent to those skilled in the art upon examination of the following examples thereof, which are intended to be illustrative and not intended to be limiting.

30 EXAMPLES

Example 1: Syntheses.

Illustrated syntheses for compounds described herein are shown in Figures 5 through 10 where the symbols have the same definitions as used throughout this disclosure.

The compounds and their syntheses are further illustrated by the following examples.
35 The following examples are provided to further define the invention without, however, limiting the invention to the particulars of these examples. The compounds described herein, *supra* and *infra*, are named according to AutoNom version 2.2, AutoNom 2000, CS ChemDraw Ultra

Version 7.0.1, or CS ChemDraw Ultra Version 9.0.7. In certain instances common names are used and it is understood that these common names would be recognized by those skilled in the art.

Chemistry: Proton nuclear magnetic resonance (^1H NMR) spectra were recorded on a
5 Bruker Avance-400 equipped with a QNP (Quad Nucleus Probe) or a BBI (Broad Band Inverse) and z-gradient. Chemical shifts are given in parts per million (ppm) with the residual solvent signal used as reference. NMR abbreviations are used as follows: s = singlet, d = doublet, dd = doublet of doublets, ddd = doublet of doublet of doublets, dt = doublet of triplets, t = triplet, td = triplet of doublets, tt = triplet of triplets, q = quartet, m = multiplet, bs = broad singlet, bt =
10 broad triplet. Microwave irradiations were carried out using a Smith SynthesizerTM or an Emrys OptimizerTM (Biotage). Thin-layer chromatography (TLC) was performed on silica gel 60 F₂₅₄ (Merck), preparatory thin-layer chromatography (prep TLC) was performed on PK6F silica gel 60 Å 1 mm plates (Whatman) and column chromatography was carried out on a silica gel column using Kieselgel 60, 0.063-0.200 mm (Merck). Evaporation was done under reduced
15 pressure on a Büchi rotary evaporator.

LCMS spec: HPLC-pumps: LC-10AD VP, Shimadzu Inc.; HPLC system controller: SCL-10A VP, Shimadzu Inc; UV-Detector: SPD-10A VP, Shimadzu Inc; Autosampler: CTC HTS, PAL, Leap Scientific; Mass spectrometer: API 150EX with Turbo Ion Spray source, AB/MDS Sciex; Software: Analyst 1.2.

20 **Example 1.1: Preparation of (1aR,5aR)-2-(2,4-Difluoro-phenyl)-1a,2,5,5a-tetrahydro-1H-2,3-diaza-cyclopropa[a]pentalene-4-carboxylic Acid (Intermediate 1).**

Step A: Preparation of (1aR,5aR)-2-(2,4-Difluoro-phenyl)-1a,2,5,5a-tetrahydro-1H-2,3-diaza-cyclopropa[a]pentalene-4-carboxylic Acid Ethyl Ester. Method A

To a solution of (1R,5S)-bicyclo[3.1.0]hexan-2-one (9.19 g, 96 mmol) and diethyl
25 oxalate (12.98 mL, 96 mmol) in absolute ethanol (300 mL) was added a 1.0 M THF solution of potassium *tert*-butoxide (105 mL, 105 mmol). The resulting yellow solution was stirred at 20 °C for 2 h. (2,4-difluorophenyl)hydrazine hydrochloride (17.26 g, 96 mmol) was added followed by a 3.0 M aqueous solution of hydrogen chloride (96 mL, 287 mmol). The reaction was stirred at 40 °C for 18 h. The volume was reduced by about 200 mL, and then brine (300 mL) was added.
30 The mixture was extracted with dichloromethane (3 × 250 mL). The combined organic extracts were dried (MgSO₄), filtered, and then concentrated. The residue was purified by silica gel flash chromatography to give the title compound as a yellow solid (18.4 g). LCMS *m/z* = 305.3 [M+H]⁺; ^1H NMR (400 MHz, CDCl₃) δ ppm 0.49 (td, *J* = 4.8, 3.3 Hz, 1H), 1.16 (td, *J* = 7.8, 5.0 Hz, 1H), 1.38 (t, *J* = 7.1 Hz, 3H), 2.11-2.16 (m, 1H), 2.24-2.30 (m, 1H), 2.90 (d, *J* = 16.6 Hz, 1H), 3.03 (dd, *J* = 16.4, 6.3 Hz, 1H), 4.38 (q, *J* = 7.1 Hz, 2H), 6.97-7.02 (m, 2H), 7.66-7.72 (m, 1H).
35

Step B: Preparation of (1*aR*,5*aR*)-2-(2,4-Difluoro-phenyl)-1*a*,2,5,5*a*-tetrahydro-1*H*-2,3-diaza-cyclopropa[*a*]pentalene-4-carboxylic Acid. Method B

To a solution of (1*aR*,5*aR*)-2-(2,4-difluoro-phenyl)-1*a*,2,5,5*a*-tetrahydro-1*H*-2,3-diaza-cyclopropa[*a*]pentalene-4-carboxylic acid ethyl ester (17.4 g, 57.2 mmol) in methanol (100 mL) and THF (100 mL) was added a 2.0 M aqueous solution of sodium hydroxide (86 mL, 172 mmol). The resulting orange solution was stirred at 23 °C for 3 h. The organic solvents were removed under reduced pressure. The remaining aqueous solution was diluted to 150 mL with water and then acidified to pH 2 by addition of 6 M HCl while stirring vigorously. The precipitate was collected by filtration, rinsed with water, and then dried under reduced pressure to give the title compound as a tan solid (15.62 g). LCMS m/z = 277.3 [M+H]⁺; ¹H NMR (400 MHz, DMSO-*d*₆) δ ppm 0.41 (td, *J* = 4.6, 3.4 Hz, 1H), 1.15 (td, *J* = 7.8, 4.7 Hz, 1H), 2.16-2.21 (m, 1H), 2.23-2.29 (m, 1H), 2.76 (d, *J* = 16.2 Hz, 1H), 2.90 (dd, *J* = 16.4, 6.2 Hz, 1H), 7.27-7.32 (m, 1H), 7.56-7.62 (m, 1H), 7.75 (td, *J* = 9.0, 5.9 Hz, 1H), 12.93 (bs, 1H).

Example 1.2: Preparation of (1*aR*,5*aR*)-2-(Pyrazin-2-yl)-1*a*,2,5,5*a*-tetrahydro-1*H*-2,3-diaza-cyclopropa[*a*]pentalene-4-carboxylic Acid (Intermediate 2).

Step A: Preparation of Potassium 2-Ethoxy-2-oxo-1-((1*R*,5*R*)-2-oxobicyclo[3.1.0]hexan-3-ylidene)ethanolate.

To a solution of (1*R*,5*S*)-bicyclo[3.1.0]hexan-2-one (10 g, 91 mmol) and diethyl oxalate (12.29 mL, 91 mmol) in absolute ethanol (250 mL) was added a 1.0 M THF solution of potassium *tert*-butoxide (91 mL, 91 mmol). The resulting yellow solution was stirred at 20 °C for 3 h. The mixture was diluted with diethyl ether (250 mL). The precipitate was collected by filtration, rinsed with diethyl ether, and then dried under reduced pressure to give the title compound as a yellow solid (16.7 g). LCMS m/z = 197.2 [M+H]⁺; ¹H NMR (400 MHz, DMSO-*d*₆) δ ppm 0.14 (td, *J* = 4.5, 3.4 Hz, 1H), 0.78 (td, *J* = 8.0, 3.3 Hz, 1H), 1.15 (t, *J* = 7.2 Hz, 3H), 1.26-1.31 (m, 1H), 1.41-1.47 (m, 1H), 2.27 (dd, *J* = 14.2, 1.4 Hz, 1H), 2.39 (dd, *J* = 14.2, 6.2 Hz, 1H), 3.91-4.01 (m, 2H).

Step B: Preparation of (1*aR*,5*aR*)-2-(Pyrazin-2-yl)-1*a*,2,5,5*a*-tetrahydro-1*H*-2,3-diaza-cyclopropa[*a*]pentalene-4-carboxylic Acid Ethyl Ester. Method C

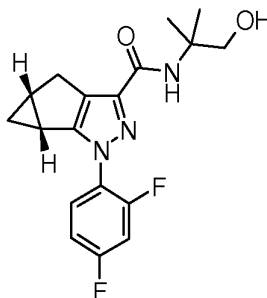
To a stirred suspension of 2-ethoxy-2-oxo-1-((1*R*,5*R*)-2-oxobicyclo[3.1.0]hexan-3-ylidene)ethanolate (300 mg, 1.28 mmol) in ethanol (5 mL) was added 2-hydrazinylpyrazine (141 mg, 1.28 mmol) followed by 6 N HCl (0.5 mL, 3.0 mmol). The reaction was stirred overnight at room temperature. The reaction was diluted with H₂O and extracted with DCM. The combined organic phases were washed with H₂O, dried over MgSO₄, and concentrated. Purification by silica gel flash chromatography gave the title compound (150 mg). LCMS m/z = 271.2 [M+H]⁺; ¹H NMR (400 MHz, CDCl₃) δ ppm 0.47 (td, *J* = 4.7 and 3.4 Hz, 1H), 1.22-1.28 (m, 1H), 1.39 (t, *J* = 7.1 Hz, 3H), 2.26-2.30 (m, 1H), 2.77-2.82 (m, 1H), 2.87 (d, *J* = 16.6 Hz,

1H), 2.98 (dd, $J = 16.6$ and 6.3 Hz, 1H), 4.40 (q, $J = 7.1$ Hz, 2H), 8.40 (dd, $J = 2.6$ and 1.5 Hz, 1H), 8.51 (d, $J = 2.5$ Hz, 1H), 9.39 (d, $J = 1.3$ Hz, 1H).

Step C: Preparation of (1aR,5aR)-2-(Pyrazin-2-yl)-1a,2,5,5a-tetrahydro-1H-2,3-diaza-cyclopropa[a]pentalene-4-carboxylic Acid. Method D

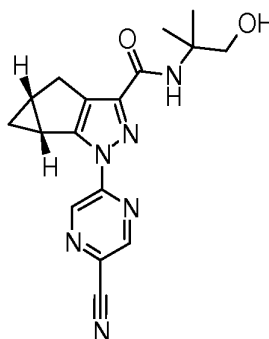
5 To a solution of (1aR,5aR)-2-(pyrazin-2-yl)-1a,2,5,5a-tetrahydro-1H-2,3-diaza-cyclopropa[a]pentalene-4-carboxylic acid ethyl ester (150 mg, 0.56 mmol) in dioxane (2 mL) was added 1 N LiOH (1.1 mL, 1.11 mmol). The reaction was stirred for 1 h at 80 °C, and cooled to room temperature. The reaction was acidified to pH 2 with 4 N HCl and diluted with H₂O to form precipitate. The resulting precipitate was collected by filtration, rinsed with water, and then
 10 dried to give the title compound as a white solid (100 mg). LCMS $m/z = 243.3$ [M+H]⁺; ¹H NMR (400 MHz, DMSO-*d*₆) δ ppm 0.43 (td, $J = 4.5$ and 3.4 Hz, 1H), 1.26 (td, $J = 7.7$ and 4.4 Hz, 1H), 2.26-2.33 (m, 1H), 2.70-2.79 (m, 2H), 2.89 (dd, $J = 16.6$ and 6.3 Hz, 1H), 8.60 (dd, $J = 2.6$ and 1.5 Hz, 1H), 8.67 (d, $J = 2.6$ Hz, 1H), 9.17 (d, $J = 1.4$ Hz, 1H), 13.01 (s, 1H).

Example 1.3: Preparation of (1aR,5aR)-2-(2,4-Difluoro-phenyl)-1a,2,5,5a-tetrahydro-1H-2,3-diaza-cyclopropa[a]pentalene-4-carboxylic Acid (2-Hydroxy-1,1-dimethyl-ethyl)-amide
 15 **(Compound 493).**



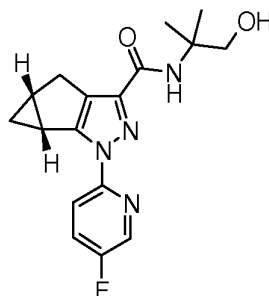
To a stirred solution of **Intermediate 1** (see **Example 1.1**, 2 g, 7.24 mmol), benzotriazole-1-yl-oxytripyrrolidinophosphonium hexafluorophosphate (PyBOP, 4.52 g, 8.69
 20 mmol) and DIEA (2.52 mL, 14.48 mmol) in DMF (20 mL) was added 2-amino-2-methylpropan-1-ol (0.833 mL, 8.69 mmol). The reaction was stirred at room temperature overnight, then poured into water, and extracted with ethyl acetate. The combined organics were dried and concentrated. The residue was purified by silica gel column chromatography to give the title compound as a white solid (2.08 g). LCMS $m/z = 348.4$ [M+H]⁺; ¹H NMR (400 MHz, CDCl₃) δ
 25 ppm 0.48 (td, $J = 4.7$, 3.3 Hz, 1H), 1.16 (td, $J = 7.8$, 4.9 Hz, 1H), 1.371 (s, 3H), 1.376 (s, 3H), 2.08-2.13 (m, 1H), 2.25-2.31 (m, 1H), 2.94 (d, $J = 16.8$ Hz, 1H), 3.04 (dd, $J = 16.4$, 6.2 Hz, 1H), 3.68 (d, $J = 3.5$ Hz, 2H), 4.81-4.84 (m, 1H), 6.88 (bs, 1H), 6.99-7.05 (m, 2H), 7.59-7.65 (m, 1H).

Example 1.4: Preparation of (1aR,5aR)-2-(5-Cyano-pyrazin-2-yl)-1a,2,5,5a-tetrahydro-1H-2,3-diaza-cyclopropa[a]pentalene-4-carboxylic Acid (2-Hydroxy-1,1-dimethyl-ethyl)-amide
 30 **(Compound 264).**



A heterogeneous mixture of (1aR,5aR)-2-(5-bromo-pyrazin-2-yl)-1a,2,5,5a-tetrahydro-1H-2,3-diaza-cyclopropa[a]pentalene-4-carboxylic acid (2-hydroxy-1,1-dimethyl-ethyl)-amide (40 mg, 0.10 mmol) and cyanocopper (13.7 mg, 0.15 mmol) in NMP (1.0 mL) in a heavy walled
 5 tube was heated at 200 °C under microwave irradiation for 2 h. The reaction was filtered and purified by preparative HPLC to give the title compound. LCMS m/z = 339.6 $[M+H]^+$; 1H NMR (400 MHz, $CDCl_3$) δ ppm 0.46 (td, J = 4.7 and 3.4 Hz, 1H), 1.29 (td, J = 8.0 and 4.7 Hz, 1H), 1.42 (s, 3H), 1.43 (s, 3H), 2.30-2.37 (m, 1H), 2.71-2.77 (m, 1H), 2.92 (d, J = 17.0 Hz, 1H), 3.01 (dd, J = 16.8 and 6.2 Hz, 1H), 3.71 (s, 2H), 4.29 (s, 1H), 6.90 (s, 1H), 8.72 (d, J = 1.4 Hz, 1H),
 10 9.33 (d, J = 1.4 Hz, 1H).

Example 1.5: Preparation of (1aR,5aR)-2-(5-Fluoro-pyridin-2-yl)-1a,2,5,5a-tetrahydro-1H-2,3-diaza-cyclopropa[a]pentalene-4-carboxylic Acid (2-Hydroxy-1,1-dimethyl-ethyl)-amide (Compound 309).



Step A: Preparation of (1aR,5aR)-2-(5-Fluoropyridin-2-yl)-1a,2,5,5a-tetrahydro-1H-2,3-diaza-cyclopropa[a]pentalene-4-carboxylic Acid Ethyl Ester.

To a solution of hydrazine monohydrate (3.13 mL, 64.6 mmol) in 1-butanol (8 mL) in a thick-walled glass tube was added 2-chloro-5-fluoropyridine (1.00 g, 7.60 mmol). The vessel was flushed with nitrogen then sealed. The solution was heated under microwave irradiation at
 20 200 °C for 8 h. The reaction was concentrated under reduced pressure leaving an orange solid. The solid was taken up in ethyl acetate (30 mL), and the insoluble material was removed by filtration. The filtrate was concentrated to give an orange solid (0.8 g) as a 39:61 mixture of 5-fluoro-2-hydrazinylpyridine and 2-chloro-5-hydrazinylpyridine.

The title compound was prepared in a manner similar to that described in **Method C** using potassium 2-ethoxy-2-oxo-1-((1*R*,5*R*)-2-oxobicyclo[3.1.0]hexan-3-ylidene)ethanolate and mixture of 5-fluoro-2-hydrazinylpyridine and 2-chloro-5-hydrazinylpyridine. LCMS m/z = 288.2 $[M+H]^+$.

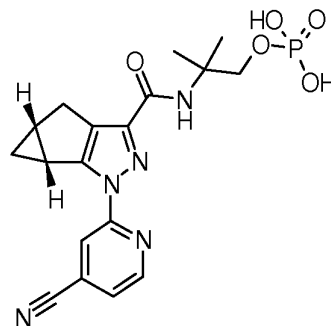
5 **Step B: Preparation of (1*R*,5*aR*)-2-(5-Fluoropyridin-2-yl)-1*a*,2,5,5*a*-tetrahydro-1*H*-2,3-diaza-cyclopropa[*a*]pentalene-4-carboxylic Acid.**

The title compound was prepared in a manner similar to that described in **Method B** using (1*aR*,5*aR*)-2-(5-fluoropyridin-2-yl)-1*a*,2,5,5*a*-tetrahydro-1*H*-2,3-diaza-cyclopropa[*a*]pentalene-4-carboxylic acid ethyl ester. LCMS m/z = 260.2 $[M+H]^+$.

10 **Step C: Preparation of (1*aR*,5*aR*)-2-(5-Fluoro-pyridin-2-yl)-1*a*,2,5,5*a*-tetrahydro-1*H*-2,3-diaza-cyclopropa[*a*]pentalene-4-carboxylic Acid (2-Hydroxy-1,1-dimethyl-ethyl)-amide.**

The title compound was prepared in a manner similar to that described in **Method G** using (1*aR*,5*aR*)-2-(5-fluoropyridin-2-yl)-1*a*,2,5,5*a*-tetrahydro-1*H*-2,3-diaza-cyclopropa[*a*]pentalene-4-carboxylic acid and 2-amino-2-methylpropan-1-ol. LCMS m/z = 331.2 $[M+H]^+$; 1H NMR (400 MHz, $CDCl_3$) δ ppm 0.45 (td, J = 4.7, 3.3 Hz, 1H), 1.24 (td, J = 7.9, 4.8 Hz, 1H), 1.404 (s, 3H), 1.408 (s, 3H), 2.24-2.30 (m, 1H), 2.74-2.79 (m, 1H), 2.91 (d, J = 16.7 Hz, 1H), 3.00 (dd, J = 16.6, 6.2 Hz, 1H), 3.70 (d, J = 6.2 Hz, 2H), 4.72 (t, J = 6.3 Hz, 1H), 6.92 (s, 1H), 7.55 (ddd, J = 9.1, 7.6, 3.0 Hz, 1H), 7.91 (dd, J = 9.1, 3.9 Hz, 1H), 8.31 (d, J = 2.8 Hz, 1H).

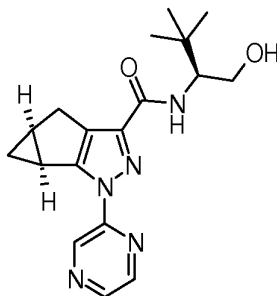
Example 1.6: Preparation of Phosphoric Acid mono-(2-[(1*aR*,5*aR*)-2-(4-Cyano-pyridin-2-yl)-1*a*,2,5,5*a*-tetrahydro-1*H*-2,3-diaza-cyclopropa[*a*]pentalene-4-carbonyl]-amino)-2-methyl-propyl) Ester (Compound 646).



25 A solution of (1*aR*,5*aR*)-2-(4-cyano-pyridin-2-yl)-1*a*,2,5,5*a*-tetrahydro-1*H*-2,3-diaza-cyclopropa[*a*]pentalene-4-carboxylic acid (2-hydroxy-1,1-dimethyl-ethyl)-amide (500 mg, 1.482 mmol) in pyridine (10 mL) was cooled in a dry-ice/acetone bath until the mixture solidified. The cooling bath was removed and phosphoryl trichloride (0.691 mL, 7.41 mmol) was added as soon as the mixture melted (ca -42 °C). The cooling bath was replaced periodically, maintaining the temperature at -42 °C while stirring for 45 minutes. Still at -42 °C, 50 mL 0.5 M aqueous HCl

was added. The volume was reduced to 20 mL by distillation under reduced pressure (50 °C water bath). The remaining solution was purified by preparative HPLC to give a white solid (338 mg). The solid was suspended in water (10 mL) and acetonitrile (2 mL). Sodium carbonate (81.5 mg, 0.769 mmol) was added to form a solution. The resulting solution was lyophilized to give the sodium salt of the title compound as a white solid (385 mg). LCMS m/z = 418.3 [M+H]⁺; ¹H NMR (400 MHz, D₂O) δ ppm 0.53-0.56 (m, 1H), 1.33-1.38 (m, 1H), 1.53 (s, 6H), 2.41-2.47 (m, 1H), 2.69-2.73 (m, 1H), 2.89 (d, J = 16.4 Hz, 1H), 3.00 (dd, J = 16.4, 6.2 Hz, 1H), 3.91 (d, J = 4.2 Hz, 2H), 7.26 (d, J = 4.2 Hz, 1H), 8.26-7.33 (s, 1H), 8.72 (d, J = 4.6 Hz, 1H). ³¹P NMR (162 MHz, D₂O, no decoupling) δ ppm 3.36 (t, J = 4.5 Hz, 1H).

Example 1.7: Preparation of (1a*S*,5a*S*)-2-Pyrazin-2-yl-1a,2,5,5a-tetrahydro-1*H*-2,3-diaza-cyclopropa[*a*]pentalene-4-carboxylic Acid ((*S*)-1-Hydroxymethyl-2,2-dimethyl-propyl)-amide (Compound 696).



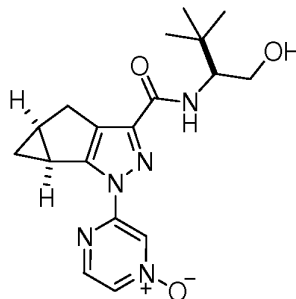
Step A: Preparation of (1a*S*,5a*S*)-2-(pyrazin-2-yl)-1a,2,5,5a-tetrahydro-1*H*-2,3-diaza-cyclopropa[*a*]pentalene-4-carboxylic Acid.

The title compound was prepared in a manner similar to that described in **Example 1.2**. LCMS m/z = 243.1 [M+H]⁺; ¹H NMR (400 MHz, DMSO-*d*₆) δ ppm 0.43 (td, J = 4.6, 3.2 Hz, 1H), 1.26 (td, J = 8.0, 4.6 Hz, 1H), 2.27-2.33 (m, 1H), 2.71-2.75 (m, 1H), 2.75 (d, J = 16.7 Hz, 1H), 2.89 (dd, J = 16.4, 6.4 Hz, 1H), 8.61 (dd, J = 2.5, 1.4 Hz, 1H), 8.67 (d, J = 2.7 Hz, 1H), 9.17 (d, J = 1.4 Hz, 1H), 12.99 (s, 1H).

Step B: Preparation of (1a*S*,5a*S*)-2-Pyrazin-2-yl-1a,2,5,5a-tetrahydro-1*H*-2,3-diaza-cyclopropa[*a*]pentalene-4-carboxylic Acid ((*S*)-1-Hydroxymethyl-2,2-dimethyl-propyl)-amide.

The title compound was prepared in a manner similar to that described in **Method G**, using (1a*S*,5a*S*)-2-(pyrazin-2-yl)-1a,2,5,5a-tetrahydro-1*H*-2,3-diaza-cyclopropa[*a*]pentalene-4-carboxylic acid and (*S*)-2-amino-3,3-dimethylbutan-1-ol. LCMS m/z = 342.2 [M+H]⁺; ¹H NMR (400 MHz, CDCl₃) δ ppm 0.48 (td, J = 4.6, 3.4 Hz, 1H), 1.05 (s, 9H), 1.24 (td, J = 8.0, 4.7 Hz, 1H), 2.26-2.32 (m, 1H), 2.74-2.78 (m, 1H), 2.94 (d, J = 16.8 Hz, 1H), 3.01 (dd, J = 16.7, 6.1 Hz, 1H), 3.67-3.72 (m, 1H), 3.93-3.98 (m, 2H), 7.08 (d, J = 8.5 Hz, 1H), 8.42 (dd, J = 1.4, 0.9 Hz, 1H), 8.51 (d, J = 2.7 Hz, 1H), 9.26 (d, J = 1.1 Hz, 1H).

Example 1.8: Preparation of (1a*S*,5a*S*)-2-(4-Oxy-pyrazin-2-yl)-1a,2,5,5a-tetrahydro-1*H*-2,3-diaza-cyclopropa[*a*]pentalene-4-carboxylic Acid ((*S*)-1-Hydroxymethyl-2,2-dimethyl-propyl)-amide (Compound 699). Method PPP

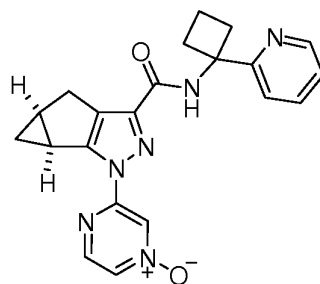


5 To a solution of (1a*S*,5a*S*)-2-pyrazin-2-yl-1a,2,5,5a-tetrahydro-1*H*-2,3-diaza-cyclopropa[*a*]pentalene-4-carboxylic acid ((*S*)-1-hydroxymethyl-2,2-dimethyl-propyl)-amide (900 mg, 2.64 mmol) in chloroform (10 mL) was added 3-chlorobenzoperoxoic acid (1772 mg, 7.91 mmol). The reaction was stirred at 23 °C for 3 h. Additional MCPBA (1.2 g) was added and stirring was continued at room temperature for 18 h. The mixture was purified by silica gel
10 column chromatography to give the title compound (550 mg) as a white solid. LCMS m/z = 358.3 $[M+H]^+$; 1H NMR (400 MHz, $CDCl_3$) δ ppm 0.49 (td, J = 4.6, 3.3 Hz, 1H), 1.03 (s, 9H), 1.27 (td, J = 8.0, 4.9 Hz, 1H), 2.08 (bs, 1H), 2.27-2.33 (m, 1H), 2.71-2.76 (m, 1H), 2.93 (d, J = 16.8 Hz, 1H), 3.00 (dd, J = 16.7, 6.1 Hz, 1H), 3.65-3.71 (m, 1H), 3.92-3.97 (m, 2H), 6.97 (d, J = 8.5 Hz, 1H), 7.99 (dd, J = 4.0, 1.4 Hz, 1H), 8.28 (d, J = 4.2 Hz, 1H), 8.78 (dd, J = 1.4, 0.8 Hz,
15 1H).

A sample was recrystallized from CH_2Cl_2 /hexane to give a crystalline solvate. A thermogravimetric analysis (TGA) thermogram for this solvate showed a loss of ~5% weight occurring with a melting endotherm at 164°C.

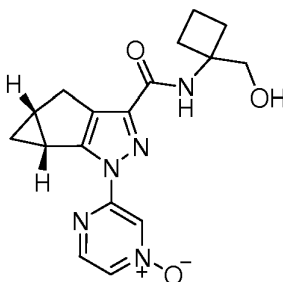
A non-solvated form of Compound **699** was slurried in CH_2Cl_2 and stirred at ~28°C
20 overnight. The suspension was filtered using a centrifuge filter and air dried prior to powder X-ray diffraction pattern (PXRD) analysis. The PXRD pattern showed the material following CH_2Cl_2 slurry to be indistinguishable from the original solvate form resulting from recrystallized from CH_2Cl_2 /hexane. The differential scanning calorimetry (DSC) thermogram and thermogravimetric analysis (TGA) thermogram for the crystalline CH_2Cl_2 solvate obtained from
25 recrystallization using CH_2Cl_2 /hexane is shown in Figure 11; and the PXRD pattern for each of the crystalline CH_2Cl_2 solvates obtained from two the different methods (i.e., recrystallization using CH_2Cl_2 /hexane; and non-solvated Compound **699** slurried in CH_2Cl_2) is shown as an overlay in Figure 12.

Example 1.9: Preparation of (1a*S*,5a*S*)-2-(4-Oxy-pyrazin-2-yl)-1a,2,5,5a-tetrahydro-1*H*-2,3-diaza-cyclopropa[*a*]pentalene-4-carboxylic Acid (1-Pyridin-2-yl-cyclobutyl)-amide (Compound 700).
30



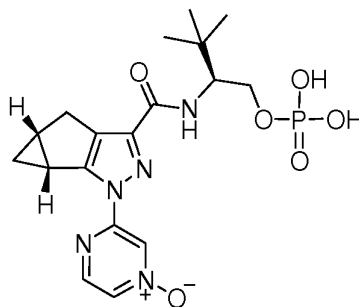
The title compound was prepared in a manner similar to that described in **Method G**, using (1a*S*,5a*S*)-2-(4-oxy-pyrazin-2-yl)-1a,2,5,5a-tetrahydro-1*H*-2,3-diaza-cyclopropa[a]pentalene-4-carboxylic acid and 1-(pyridin-2-yl)cyclobutanamine. LCMS m/z = 389.4 $[M+H]^+$; 1H NMR (400 MHz, $CDCl_3$) δ ppm 0.46 (td, J = 4.7, 3.4 Hz, 1H), 1.25 (td, J = 7.8, 4.8 Hz, 1H), 1.97-2.08 (m, 1H), 2.19-2.31 (m, 2H), 2.70-2.78 (m, 3H), 2.84-2.92 (m, 3H), 2.98 (dd, J = 16.7, 6.2 Hz, 1H), 7.19 (t, J = 5.7 Hz, 1H), 7.62 (d, J = 8.0 Hz, 1H), 7.72 (t, J = 7.2 Hz, 1H), 7.98 (dd, J = 4.2, 1.5 Hz, 1H), 8.00-8.04 (m, 1H), 8.28 (d, J = 4.2 Hz, 1H), 8.61-8.63 (m, 1H), 8.85 (s, 1H).

Example 1.10: Preparation of (1a*R*,5a*R*)-2-(4-Oxy-pyrazin-2-yl)-1a,2,5,5a-tetrahydro-1*H*-2,3-diaza-cyclopropa[a]pentalene-4-carboxylic Acid (1-Hydroxymethyl-cyclobutyl)-amide (Compound 698).



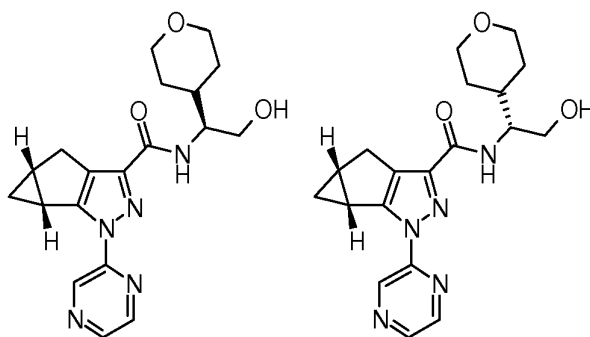
The title compound was prepared in a manner similar to that described in **Example 1.57**. LCMS m/z = 342.3 $[M+H]^+$; 1H NMR (400 MHz, $CDCl_3$) δ ppm 0.46 (dd, J = 8.0 and 4.7 Hz, 1H), 1.28 (td, J = 7.9 and 5.0 Hz, 1H), 1.87-2.07 (m, 2H), 2.22-2.37 (m, 5H), 2.71-2.76 (m, 1H), 2.90 (d, J = 17.0 Hz, 1H), 2.99 (dd, J = 16.7 and 6.2 Hz, 1H), 3.89 (s, 2H), 7.15 (s, NH, 1H), 8.00 (dd, J = 4.1 and 1.5 Hz, 1H), 8.28 (d, J = 4.1 Hz, 1H), 8.80 (s, 1H).

Example 1.11: Preparation of Phosphoric Acid mono-((*S*)-3,3-Dimethyl-2-[(1a*R*,5a*R*)-2-(4-oxy-pyrazin-2-yl)-1a,2,5,5a-tetrahydro-1*H*-2,3-diaza-cyclopropa[a]pentalene-4-carbonyl]-amino}-butyl) Ester (Compound 703).



To a solution of phosphoric acid mono-[(S)-3,3-dimethyl-2-[(1aR,5aR)-2-pyrazin-2-yl-1a,2,5,5a-tetrahydro-1H-2,3-diaza-cyclopropa[a]pentalene-4-carbonyl]-amino]-butyl} ester (500 mg, 1.074 mmol) in formic acid (5 mL) was added hydrogen peroxide (35% in water, 0.31 mL, 3.22 mmol). The reaction was stirred at 45 °C for 6 h and concentrated. The residue was purified by preparative HPLC to give the title compound (284 mg) as a white solid. LCMS m/z = 438.4 [M+H]⁺; ¹H NMR (400 MHz, CDCl₃) δ ppm 0.54 (dd, J = 8.0 and 4.7 Hz, 1H), 1.05 (s, 9H), 1.25 (td, J = 7.9 and 5.0 Hz, 1H), 2.27-2.33 (m, 1H), 2.70-2.74 (m, 1H), 2.90 (d, J = 17.2 Hz, 1H), 2.99 (dd, J = 16.7 and 6.2 Hz, 1H), 4.11-4.16 (m, 1H), 4.22-4.34 (m, 2H), 7.55 (d, J = 10.2 Hz, NH, 1H), 8.02 (dd, J = 4.1 and 1.5 Hz, 1H), 8.38 (d, J = 4.1 Hz, 1H), 9.32 (s, 1H).

Example 1.12: Preparation of (1aR,5aR)-2-Pyrazin-2-yl-1a,2,5,5a-tetrahydro-1H-2,3-diaza-cyclopropa[a]pentalene-4-carboxylic Acid (2-Hydroxy-1-tetrahydro-pyran-4-yl-ethyl)-amide (Mixture of Compound 684 and Compound 685).



The title compound was prepared in a manner similar to that described in **Method G** using **Intermediate 2** and 2-amino-2-(tetrahydro-2H-pyran-4-yl)ethanol. LCMS m/z = 370.2 [M+H]⁺; ¹H NMR (400 MHz, CDCl₃) δ ppm 0.46-0.50 (m, 1H), 1.26 (td, J = 7.8 and 4.6 Hz, 1H), 1.42-1.54 (m, 2H), 1.72 (d, J = 12.6 Hz, 2H), 1.98-2.09 (m, 1H), 2.27-2.34 (m, 1H), 2.51 (bs, 1H), 2.73-2.79 (m, 1H), 2.94 (d, J = 16.8 Hz, 1H), 3.01 (dd, J = 16.4 and 6.1 Hz, 1H), 3.36-3.45 (m, 2H), 3.82-3.89 (m, 3H), 4.01 (dd, J = 11.2 and 4.0 Hz, 2H), 7.11 (d, J = 7.6 Hz, 1H), 8.42 (dd, J = 2.5 and 1.5 Hz, 1H), 8.51 (d, J = 2.4 Hz, 1H), 9.26 (d, J = 1.4 Hz, 1H).

Resolution via Chiral HPLC.

Column: normal phase preparative Chiralcel OD®, 5 cm ID × 50 cm L, 20 μm particle size

Eluent: 90% hexane/10% IPA

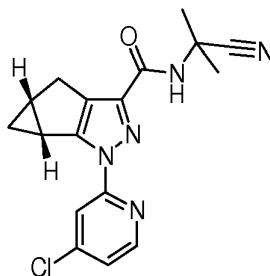
Gradient: isocratic

Flow: 60 mL/min

Detector: 280 nm

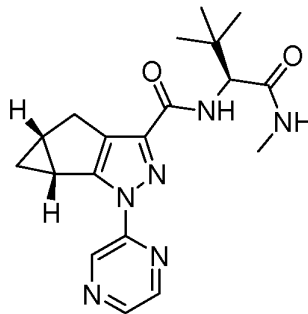
Retention Times: 1st diastereomer - 31 min; 2nd diastereomer - 35 min.

- 5 **Example 1.13: Preparation of (1a*R*,5a*R*)-2-(4-Chloro-pyridin-2-yl)-1a,2,5,5a-tetrahydro-1*H*-2,3-diaza-cyclopropa[a]pentalene-4-carboxylic Acid (Cyano-dimethyl-methyl)-amide (Compound 625). Method JJJ**



- A mixture of (1a*R*,5a*R*)-2-(4-bromo-pyridin-2-yl)-1a,2,5,5a-tetrahydro-1*H*-2,3-diaza-cyclopropa[a]pentalene-4-carboxylic acid (cyano-dimethyl-methyl)-amide (0.800 g, 2.071 mmol), lithium chloride (0.878 g, 20.71 mmol) and tetrabutylammonium bromide (0.334 g, 1.036 mmol) in DMA (10 mL) was heated in a heavy-walled sealed tube under microwave irradiation at 180 °C for 11 h. The mixture was purified by preparative HPLC to give the title compound (160 mg) as a white solid. LCMS m/z = 342.1 $[M+H]^+$; 1H NMR (400 MHz, $CDCl_3$) δ ppm 0.45 (td, J = 4.6, 3.4 Hz, 1H), 1.26 (td, J = 8.0, 4.9 Hz, 1H), 1.839 (s, 3H), 1.844 (s, 3H), 2.25-2.31 (m, 1H), 2.78-2.82 (m, 1H), 2.94 (d, J = 16.8 Hz, 1H), 3.02 (dd, J = 16.7, 6.1 Hz, 1H), 6.91 (s, 1H), 7.23 (dd, J = 5.4, 1.9 Hz, 1H), 7.92 (d, J = 1.8 Hz, 1H) 8.37 (d, J = 5.3 Hz, 1H).

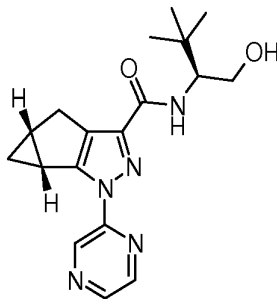
- 15 **Example 1.14: Preparation of (1a*R*,5a*R*)-2-Pyrazin-2-yl-1a,2,5,5a-tetrahydro-1*H*-2,3-diaza-cyclopropa[a]pentalene-4-carboxylic Acid [2,2-Dimethyl-1-((*S*)-methylcarbamoyl)-propyl]-amide (Compound 667).**



- The title compound was prepared in a manner similar to that described in **Method G** using Intermediate **2** and (*S*)-2-amino-*N*,3,3-trimethylbutanamide. LCMS m/z = 369.3 $[M+H]^+$; 1H NMR (400 MHz, $DMSO-d_6$) δ ppm 0.41 (td, J = 4.4 and 3.5 Hz, 1H), 0.96 (s, 9H), 1.23-1.28 (m, 1H), 2.25-2.34 (m, 1H), 2.60 (d, J = 4.5 Hz, 3H), 2.68-2.74 (m, 1H), 2.75 (d, J = 16.3 Hz,

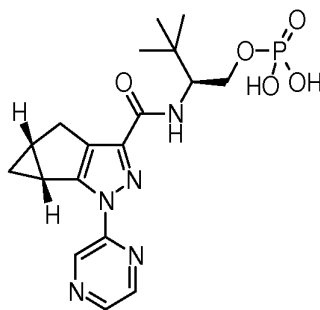
1H), 2.90 (dd, $J = 16.2$ and 6.4 Hz, 1H), 4.33 (d, $J = 9.7$ Hz, 1H), 7.52 (d, $J = 9.7$ Hz, 1H), 8.10-8.15 (m, 1H), 8.60 (dd, $J = 2.5$ and 1.5 Hz, 1H), 8.66 (d, $J = 2.6$ Hz, 1H), 9.27 (d, $J = 1.4$ Hz, 1H).

Example 1.15: Preparation of (1a*R*,5a*R*)-2-Pyrazin-2-yl-1a,2,5,5a-tetrahydro-1*H*-2,3-diazacyclopropa[*a*]pentalene-4-carboxylic Acid ((*S*)-1-Hydroxymethyl-2,2-dimethyl-propyl)-amide (Compound 642).



The title compound was prepared as described in **Method G** using **Intermediate 2** and (*S*)-2-amino-3,3-dimethylbutan-1-ol. LCMS $m/z = 342.3$ $[M+H]^+$; 1H NMR (400 MHz, DMSO- d_6) δ ppm 0.41 (td, $J = 4.4$ and 3.3 Hz, 1H), 0.93 (s, 9H), 1.23-1.28 (m, 1H), 2.25-2.34 (m, 1H), 2.69-2.74 (m, 1H), 2.75 (d, $J = 16.0$ Hz, 1H), 2.90 (dd, $J = 16.2$ and 6.4 Hz, 1H), 3.50-3.58 (m, 1H), 3.62-3.67 (m, 1H), 3.76-3.82 (m, 1H), 4.52 (t, $J = 5.0$ Hz, 1H), 7.54 (d, $J = 9.8$ Hz, 1H), 8.58 (dd, $J = 2.5$ and 1.5 Hz, 1H), 8.64 (d, $J = 2.6$ Hz, 1H), 9.39 (d, $J = 1.4$ Hz, 1H).

Example 1.16: Preparation of Phosphoric Acid mono-{(S)-3,3-Dimethyl-2-[(1a*R*,5a*R*)-2-pyrazin-2-yl-1a,2,5,5a-tetrahydro-1*H*-2,3-diazacyclopropa[*a*]pentalene-4-carbonyl)-amino]-butyl} Ester (Compound 683).



A mixture of (1a*R*,5a*R*)-2-pyrazin-2-yl-1a,2,5,5a-tetrahydro-1*H*-2,3-diazacyclopropa[*a*]pentalene-4-carboxylic acid ((*S*)-1-hydroxymethyl-2,2-dimethyl-propyl)-amide (600 mg, 1.757 mmol) in pyridine (5 mL) was cooled in a dry-ice/acetone bath until it solidified (pyridine mp = -42 °C). The cooling bath was removed and $POCl_3$ (0.819 mL, 8.79 mmol) was added as soon as the mixture was melted. The mixture was stirred at -42 °C for 2 h and an HCl solution (3.0 M, 15 mL) was added. The mixture was filtered and the filtrate was purified by prep-HPLC to give a white solid (260 mg). A solution of the solid (240 mg, 0.570 mmol) in

H₂O/AcCN (4 mL/3 mL) was mixed with a solution of Na₂CO₃ (57.3 mg, 0.541 mmol) in H₂O (3 mL). The mixture was dried to give the sodium salt of the title compound (258 mg) as a white solid. LCMS *m/z* = 422.3 [M+H]⁺; ¹H NMR (400 MHz, D₂O) δ ppm 0.42-0.47 (m, 1H), 0.99 (s, 9H), 1.21-1.27 (m, 1H), 2.29-2.36 (m, 1H), 2.57-2.62 (m, 1H), 2.80 (d, *J* = 16.4 Hz, 1H), 2.92 (dd, *J* = 16.4 and 6.4 Hz, 1H), 3.77-3.83 (m, 1H), 3.98-4.08 (m, 2H), 8.48-8.51 (m, 2H), 9.06 (s, 1H).

Example 1.17: Preparation of (1*S*,5*aS*)-2-(Pyrazin-2-yl)-1*a*,2,5,5*a*-tetrahydro-1*H*-2,3-diaza-cyclopropa[*a*]pentalene-4-carboxylic Acid (Intermediate 4).

Step A: Preparation of (1*S*,5*R*)-Bicyclo[3.1.0]hexan-2-one.

To a stirred solution of (*S*)-2-(but-3-enyl)oxirane (100 g, 1019 mmol) and 2,2,6,6-tetramethylpiperidine (86 mL, 509 mmol) in MTBE (1000 mL) cooled in a dry ice/acetone bath, was added dropwise a 2.5 M hexane solution of BuLi (489 mL, 1223 mmol) at a rate to maintain the internal temperature at -12 to -5 °C (time of addition = 1 h). After addition was complete, the reaction was stirred one hour at -5 to 0 °C and quenched with 3 M aqueous HCl (545 mL) dropwise (internal temperature rose to 3 °C). The layers were separated and the organic layer was washed with 3 M HCl (200 mL). The combined aqueous layers were extracted with MTBE (2 x 500 mL). The combined organic layers were washed with brine (3 x 300 mL) and concentrated to give a pale yellow solution (ca. 1000 mL). To this solution in a 5 L 3-neck round bottom flask equipped with an overhead stirrer was added an aqueous solution of dibasic potassium phosphate (216 g, 1240 mmol), monobasic potassium phosphate (12.8 g, 94 mmol), and potassium bromide (18.19 g, 153 mmol) in water (407 mL). The mixture was cooled to -20 °C in a dry-ice/isopropanol bath. TEMPO (4.30 g, 27.5 mmol) was added. The temperature was allowed to warm to 0 °C and aqueous sodium hypochlorite (1.54 M, 1059 mL, 1630 mmol) was added dropwise over 70 min while maintaining the internal temperature between -10 and 0 °C. Stirring was continued at 0 °C for another hour. Sodium sulfite (50 g) was added to quench excess sodium hypochlorite (temperature rose to 12 °C). The layers were separated and the aqueous layer was extracted twice more with MTBE (500 mL then 250 mL). The combined organic layers (total volume ca. 1600 mL) were dried (MgSO₄) then filtered. The solution was concentrated (ca. 300 mL). The residue was distilled (2 torr/36 °C, note: receiving flask was cooled in dry ice/acetone bath) to give the title compound (65.8 g) as a light orange oil. ¹H NMR (400 MHz, CDCl₃) δ 0.93 (td, *J* = 4.6, 3.3 Hz, 1H), 1.20 (td, *J* = 8.0, 4.8 Hz, 1H), 1.74-1.79 (m, 1H), 1.98-2.19 (m, 5H).

Step B: Preparation of 2-Hydrazinylpyrazine.

Under nitrogen atmosphere, 2-chloropyrazine (96 mL, 1073 mmol) was added dropwise to 35 wt% aqueous hydrazine (544 mL, 6009 mmol) at 65 °C over 1 h. After the addition, stirring was continued at 63-67 °C for 16 h and the reaction mixture was let stand at room temperature for two days. The mixture was filtered to remove a small amount of precipitate,

then extracted with 10% iPrOH/dichloromethane (5 x 250 mL). The combined organic extracts were dried (MgSO₄), filtered, then concentrated under reduced pressure. The resulting solid was triturated with isopropyl acetate (600 mL). The solid was collected by filtration, rinsed with isopropyl acetate, then dried *in vacuo* to give the title compound (60 g) as a pale yellow solid.

5 LCMS m/z = 111.2 [M+H]⁺; ¹H NMR (400 MHz, DMSO-*d*₆) δ 4.21 (s, 2H), 7.70 (d, *J* = 2.8 Hz, 1H), 7.89 (s, 1H), 7.93 (dd, *J* = 2.8, 1.5 Hz, 1H), 8.10 (d, *J* = 1.5 Hz, 1H).

Step C: Preparation of (1a*S*,5a*S*)-2-(Pyrazin-2-yl)-1a,2,5,5a-tetrahydro-1*H*-2,3-diaza-cyclopropa[a]pentalene-4-carboxylic Acid Ethyl Ester. Method KKK

To a solution of (1*S*,5*R*)-bicyclo[3.1.0]hexan-2-one (52.9 g, 539 mmol) and diethyl
10 oxalate (0.073 L, 539 mmol) in absolute ethanol (0.9 L) (not denatured with methanol) was added a THF solution of potassium tert-butoxide (1.0 M, 0.539 L, 539 mmol) over 15 min (maintaining the temperature below 43 °C). The resulting yellow solution was stirred at 40 °C for 3.5 h. 2-Hydrazinylpyrazine (59.4 g, 539 mmol) was added followed by a 6.0 M aqueous solution of hydrogen chloride (0.270 L, 1618 mmol). The reaction was stirred at 50 °C for 1.5 h.
15 The mixture was poured into ice-water (5 L). A precipitate appeared immediately. After sitting for 30 minutes in an ice bath, the solid was collected by filtration, rinsed with water (5 x 1 L), and dried to give the title compound (106 g) as an off-white solid ¹H NMR. LCMS m/z = 271.2 [M+H]⁺; ¹H NMR (400 MHz, CDCl₃) δ 0.47 (td, *J* = 4.7, 3.3 Hz, 1H), 1.27 (td, *J* = 8.0, 4.9 Hz, 1H), 1.41 (t, *J* = 7.1 Hz, 3H), 2.26-2.32 (m, 1H), 2.77-2.82 (m, 1H), 2.88 (dd, *J* = 16.7, 1.4 Hz, 1H), 2.99 (dd, *J* = 16.6, 6.4 Hz, 1H), 4.40 (q, *J* = 7.1 Hz, 2H), 8.41 (dd, *J* = 2.5, 1.5 Hz, 1H),
20 8.52 (d, *J* = 2.5 Hz, 1H), 9.40 (d, *J* = 1.5 Hz, 1H).

Step D: Preparation of (1a*S*,5a*S*)-2-(Pyrazin-2-yl)-1a,2,5,5a-tetrahydro-1*H*-2,3-diaza-cyclopropa[a]pentalene-4-carboxylic Acid (Intermediate 4). Method LLL

To a suspension of (1a*S*,5a*S*)-2-(pyrazin-2-yl)-1a,2,5,5a-tetrahydro-1*H*-2,3-diaza-
25 cyclopropa[a]pentalene-4-carboxylic acid ethyl ester (106 g, 392 mmol) in MeOH (300 mL) and THF (300 mL) was added a 2.0 M aqueous solution of NaOH (235 mL, 471 mmol). The reaction was stirred at 23 °C for 20 h. The organic solvents were removed on rotovap. The remaining aqueous solution was diluted to ~1.5 L with H₂O then acidified to pH ~2 with 6 M HCl (ca. 95 mL). The resulting fine precipitate was collected by filtration, rinsed with water, and
30 dried to give the title compound (95 g) as a white solid. LCMS m/z = 243.1 [M+H]⁺; ¹H NMR (400 MHz, DMSO-*d*₆) δ 0.43 (td, *J* = 4.6, 3.2 Hz, 1H), 1.26 (td, *J* = 8.0, 4.4 Hz, 1H), 2.27-2.33 (m, 1H), 2.71-2.75 (m, 1H), 2.76 (d, *J* = 16.8 Hz, 1H), 2.89 (dd, *J* = 16.4, 6.4 Hz, 1H), 8.61 (dd, *J* = 2.7, 1.5 Hz, 1H), 8.67 (d, *J* = 2.5 Hz, 1H), 9.17 (d, *J* = 1.5 Hz, 1H), 13.02 (s, 1H).

Example 1.18: Preparation of (1a*S*,5a*S*)-2-(Pyrazin-2-yl)-1a,2,5,5a-tetrahydro-1*H*-2,3-diaza-cyclopropa[a]pentalene-4-carboxylic Acid *N*-Oxide (Intermediate 5).

To a suspension of (1a*S*,5a*S*)-2-(pyrazin-2-yl)-1a,2,5,5a-tetrahydro-1*H*-2,3-diaza-cyclopropa[a]pentalene-4-carboxylic acid (68.8 g, 284 mmol) in formic acid (688 mL) at room

temperature was added a 50 wt% aqueous solution of hydrogen peroxide (82 mL, 1420 mmol). The mixture was heated to 64 °C. The reaction was stirred at 58 to 64 °C for 3 h. Another 8 mL 50% H₂O₂ was added and stirring continued another hour at 60 °C. The mixture was cooled to room temperature and diluted with water (1 L). After cooling in an ice-bath for 1 h, the precipitate was collected by filtration, rinsed with water, and dried *in vacuo* to give a pale yellow solid (56.7 g) which contains about 2% starting material. The material was re-subjected to reaction conditions aforementioned to give the title compound (45 g). LCMS *m/z* = 259.2 [M+H]⁺; ¹H NMR (400 MHz, DMSO-*d*₆) δ 0.42 (td, *J* = 4.4, 3.3 Hz, 1H), 1.27 (td, *J* = 7.8, 4.7 Hz, 1H), 2.27-2.33 (m, 1H), 2.68-2.73 (m, 1H), 2.75 (dd, *J* = 16.9, 1.5 Hz, 1H), 2.88 (dd, *J* = 16.4, 6.4 Hz, 1H), 8.33 (dd, *J* = 4.2, 1.5 Hz, 1H), 8.50 (dd, *J* = 4.2, 0.6 Hz, 1H), 8.54 (dd, *J* = 1.5, 0.6 Hz, 1H), 13.08 (s, 1H).

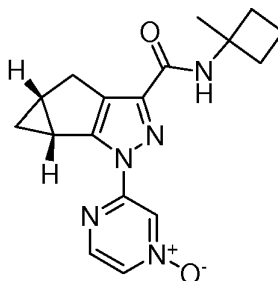
Example 1.19: Preparation of (1*R*,5*aR*)-2-(Pyrazin-2-yl)-1*a*,2,5,5*a*-tetrahydro-1*H*-2,3-diaza-cyclopropa[*a*]pentalene-4-carboxylic Acid.

The title compound was prepared in a manner similar to that described in **Example 1.17** using (*R*)-2-(but-3-enyl)oxirane. LCMS *m/z* = 243.3 [M+H]⁺; ¹H NMR (400 MHz, DMSO-*d*₆) 0.43 (td, *J* = 4.5 and 3.4 Hz, 1H), 1.26 (td, *J* = 7.7 and 4.4 Hz, 1H), 2.26-2.33 (m, 1H), 2.70-2.79 (m, 2H), 2.89 (dd, *J* = 16.6 and 6.3 Hz, 1H), 8.60 (dd, *J* = 2.6 and 1.5 Hz, 1H), 8.67 (d, *J* = 2.6 Hz, 1H), 9.17 (d, *J* = 1.4 Hz, 1H), 13.01 (s, 1H).

Example 1.20: Preparation of (1*R*,5*aR*)-2-(Pyrazin-2-yl)-1*a*,2,5,5*a*-tetrahydro-1*H*-2,3-diaza-cyclopropa[*a*]pentalene-4-carboxylic Acid *N*-Oxide (Intermediate 6).

The title compound was prepared in a manner similar to that described in **Example 1.18** using **Intermediate 2**. LCMS *m/z* = 259.3 [M+H]⁺; ¹H NMR (400 MHz, DMSO-*d*₆) 0.43 (td, *J* = 4.6 and 3.3 Hz, 1H), 1.28 (td, *J* = 7.9 and 4.8 Hz, 1H), 2.27-2.33 (m, 1H), 2.68-2.73 (m, 1H), 2.75 (d, *J* = 16.7 Hz, 1H), 2.88 (dd, *J* = 16.5 and 6.4 Hz, 1H), 8.33 (dd, *J* = 4.2 and 1.5 Hz, 1H), 8.50 (d, *J* = 4.2 Hz, 1H), 8.55 (d, *J* = 1.0 Hz, 1H), 13.10 (bs, 1H).

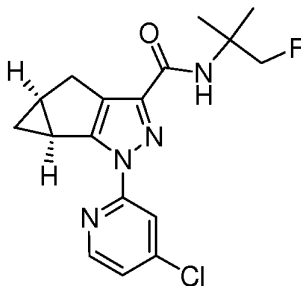
Example 1.21: Preparation of (1*R*,5*aR*)-2-(4-Oxy-pyrazin-2-yl)-1*a*,2,5,5*a*-tetrahydro-1*H*-2,3-diaza-cyclopropa[*a*]pentalene-4-carboxylic Acid (1-Methyl-cyclobutyl)-amide (Compound 821). Method UU



A solution of **Intermediate 6** (200 mg, 0.77 mmol), HATU (300 mg, 0.78 mmol), and Et₃N (0.15 mL, 1.17 mmol) in acetonitrile (5 mL) was stirred for 10 min at room temperature. 1-Methylcyclobutanamine (70 mg, 0.82 mmol) was added into the solution, and the mixture was

stirred for 2 h at room temperature. The reaction was diluted with DCM, washed with H₂O and 1 N HCl, dried with anhydrous MgSO₄, and concentrated. The residue was purified by column chromatography to give the title compound (120 mg). LCMS m/z = 326.3 [M+H]⁺; ¹H NMR (400 MHz, CDCl₃) δ 0.44-0.48 (m, 1H), 1.26 (td, J = 7.8, 4.8 Hz, 1H), 1.56 (s, 3H), 1.83-1.97 (m, 2H), 2.06-2.14 (m, 2H), 2.26-2.33 (m, 1H), 2.41-2.50 (m, 2H), 2.69-2.74 (m, 1H), 2.92 (d, J = 16.6 Hz, 1H), 3.00 (dd, J = 16.6, 6.0 Hz, 1H), 6.87 (s, 1H), 7.97 (dd, J = 4.0, 1.4 Hz, 1H), 8.28 (d, J = 4.2 Hz, 1H), 8.78 (s, 1H).

Example 1.22: Preparation of (1a*S*,5a*S*)-2-(4-Chloro-pyridin-2-yl)-1a,2,5,5a-tetrahydro-1*H*-2,3-diaza-cyclopropa[*a*]pentalene-4-carboxylic Acid (2-Fluoro-1,1-dimethyl-ethyl)-amide (Compound 897). Method MMM



Step A: Preparation of (1a*S*,5a*S*)-2-(4-Chloro-pyridin-2-yl)-1a,2,5,5a-tetrahydro-1*H*-2,3-diaza-cyclopropa[*a*]pentalene-4-carboxylic Acid Ethyl Ester.

The title compound was prepared in a manner similar to that described in **Example 1.18, Step C**, using (1*S*,5*R*)-bicyclo[3.1.0]hexan-2-one and 4-chloro-2-hydrazinylpyridine. LCMS m/z = 348.0 [M+H]⁺.

Step B: Preparation of (1a*S*,5a*S*)-2-(4-Chloro-pyridin-2-yl)-1a,2,5,5a-tetrahydro-1*H*-2,3-diaza-cyclopropa[*a*]pentalene-4-carboxylic Acid.

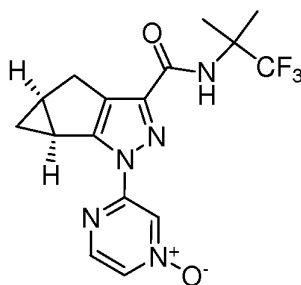
To a solution of (1a*S*,5a*S*)-2-(4-bromo-pyridin-2-yl)-1a,2,5,5a-tetrahydro-1*H*-2,3-diaza-cyclopropa[*a*]pentalene-4-carboxylic acid ethyl ester (2.1 g, 6.0 mmol) in acetonitrile (30 mL) was added concentrated HCl (1.4 mL, 18.0 mmol). The reaction was stirred for 6 h at 80 °C. The reaction was cooled down and diluted with H₂O. The solid precipitate was filtered, washed with H₂O, and dried to give a solid (1.7 g). The solid aforementioned was dissolved in dioxane (10 mL). After addition of 1 N LiOH (9.0 mL), the reaction was stirred at 40 °C for 4 h. The reaction was cooled down to room temperature, diluted with H₂O, and acidified with 4 N HCl to form a precipitate. The solid was filtered, washed with H₂O, and dried to give the title compound.

LCMS m/z = 276.1 [M+H]⁺.

Step C: Preparation of (1a*S*,5a*S*)-2-(4-Chloro-pyridin-2-yl)-1a,2,5,5a-tetrahydro-1*H*-2,3-diaza-cyclopropa[*a*]pentalene-4-carboxylic Acid (2-Fluoro-1,1-dimethyl-ethyl)-amide (Compound 897).

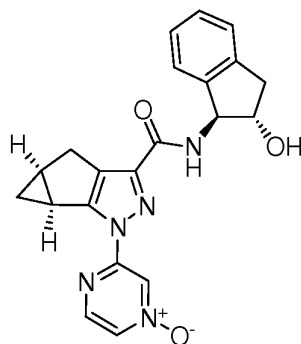
The title compound was prepared in a manner similar to that described in **Method UU** using (1a*S*,5a*S*)-2-(4-chloro-pyridin-2-yl)-1a,2,5,5a-tetrahydro-1*H*-2,3-diaza-cyclopropa[*a*]pentalene-4-carboxylic acid and 1-fluoro-2-methylpropan-2-amine hydrochloride. LCMS m/z = 349.2 [M+H]⁺; ¹H NMR (400 MHz, CDCl₃) δ 0.42-0.47 (m, 1H), 1.24 (td, J = 7.9, 4.8 Hz, 1H), 1.48 (s, 3H), 1.49 (s, 3H), 2.22-2.29 (m, 1H), 2.76-2.82 (m, 1H), 2.90 (d, J = 16.8 Hz, 1H), 2.99 (dd, J = 16.6, 6.2 Hz, 1H), 4.56 (d, J = 47 Hz, 2H), 6.80 (s, 1H), 7.20 (dd, J = 5.4, 1.9 Hz, 1H), 7.93 (d, J = 1.8 Hz, 1H), 8.35 (d, J = 5.4 Hz, 1H).

Example 1.23: Preparation of (1a*S*,5a*S*)-2-(4-Oxy-pyrazin-2-yl)-1a,2,5,5a-tetrahydro-1*H*-2,3-diaza-cyclopropa[*a*]pentalene-4-carboxylic Acid (2,2,2-Trifluoro-1,1-dimethyl-ethyl)-amide (Compound 919).



The title compound was prepared in a manner similar to that described in **Method UU** using **Intermediate 5** and 1,1,1-trifluoro-2-methylpropan-2-amine. LCMS m/z = 368.3 [M+H]⁺; ¹H NMR (400 MHz, CDCl₃) δ 0.44-0.49 (m, 1H), 1.27 (td, J = 8.0, 4.8 Hz, 1H), 1.70 (s, 6H), 2.27-2.34 (m, 1H), 2.71-2.76 (m, 1H), 2.91 (d, J = 17.0 Hz, 1H), 3.00 (dd, J = 16.7, 6.4 Hz, 1H), 6.81 (s, 1H), 7.99 (dd, J = 4.2, 1.6 Hz, 1H), 8.28 (dd, J = 4.2, 0.6 Hz, 1H), 8.77 (dd, J = 1.5, 0.7 Hz, 1H).

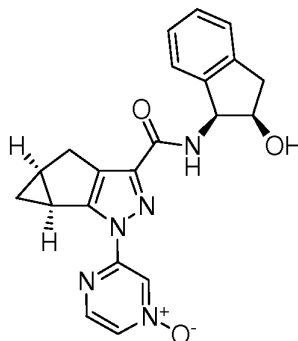
Example 1.24: Preparation of (1a*S*,5a*S*)-2-(4-Oxy-pyrazin-2-yl)-1a,2,5,5a-tetrahydro-1*H*-2,3-diaza-cyclopropa[*a*]pentalene-4-carboxylic Acid ((1*S*,2*S*)-2-Hydroxy-indan-1-yl)-amide (Compound 920).



The title compound was prepared in a manner similar to that described in **Method UU** using **Intermediate 5** and (1*S*,2*S*)-1-amino-2,3-dihydro-1*H*-inden-2-ol. LCMS m/z = 390.4 [M+H]⁺; ¹H NMR (400 MHz, CDCl₃) δ 0.48-0.52 (m, 1H), 1.30 (td, J = 7.9, 5.0 Hz, 1H), 2.30-2.37 (m, 1H), 2.73-2.79 (m, 1H), 2.96 (d, J = 16.9 Hz, 1H), 2.99-3.03 (m, 1H), 3.05 (dd, J =

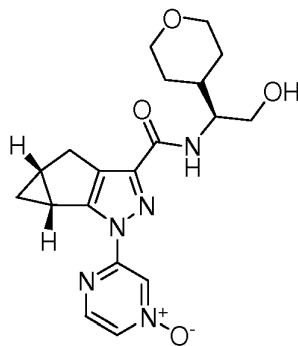
16.7, 6.2 Hz, 1H), 3.37 (dd, $J = 15.7, 7.7$ Hz, 1H), 4.46 (s, 1H), 4.55 (q, $J = 7.7$ Hz, 1H), 5.26 (t, $J = 5.8$ Hz, 1H), 7.26-7.34 (m, 5H), 7.95 (dd, $J = 4.0, 1.6$ Hz, 1H), 8.28 (dd, $J = 4.2, 0.6$ Hz, 1H), 8.75 (dd, $J = 1.5, 0.7$ Hz, 1H).

Example 1.25: Preparation of (1a*S*,5a*S*)-2-(4-Oxy-pyrazin-2-yl)-1a,2,5,5a-tetrahydro-1*H*-2,3-diaza-cyclopropa[*a*]pentalene-4-carboxylic Acid ((1*S*,2*R*)-2-Hydroxy-indan-1-yl)-amide (Compound 921).



The title compound was prepared in a manner similar to that described in **Method UU** using **Intermediate 5** and (1*S*,2*R*)-1-amino-2,3-dihydro-1*H*-inden-2-ol. LCMS $m/z = 390.3$ [M+H]⁺; ¹H NMR (400 MHz, CDCl₃) δ 0.46-0.51 (m, 1H), 1.28 (td, $J = 8.0, 5.1$ Hz, 1H), 2.27-2.33 (m, 1H), 2.67-2.73 (m, 1H), 2.96 (d, $J = 16.8$ Hz, 1H), 3.00-3.07 (m, 2H), 3.24 (dd, $J = 16.5, 5.4$ Hz, 1H), 4.76 (td, $J = 5.2, 2.2$ Hz, 1H), 5.55 (dd, $J = 8.4, 5.2$ Hz, 1H), 7.20-7.34 (m, 4H), 7.56 (d, $J = 8.4$ Hz, 1H), 7.79 (dd, $J = 4.2, 1.6$ Hz, 1H), 8.19 (dd, $J = 4.0, 0.6$ Hz, 1H), 8.84 (dd, $J = 1.4, 0.6$ Hz, 1H).

Example 1.26: Preparation of (1a*R*,5a*R*)-2-(4-Oxy-pyrazin-2-yl)-1a,2,5,5a-tetrahydro-1*H*-2,3-diaza-cyclopropa[*a*]pentalene-4-carboxylic Acid [2-Hydroxy-1-(tetrahydro-pyran-4-yl)-ethyl]-amide (Compound 841).



The title compound was prepared in a manner similar to that described in **Method UU** using **Intermediate 6** and 2-amino-2-(tetrahydro-2*H*-pyran-4-yl)ethanol. The crude reaction mixture was purified by preparative HPLC to give a white solid. LCMS $m/z = 386.2$ [M+H]⁺; ¹H NMR (400 MHz, CDCl₃) δ 0.47 (td, $J = 4.6$ and 3.2 Hz, 1H), 1.23-1.29 (m, 1H), 1.40-1.54 (m, 2H), 1.65-1.75 (m, 2H), 1.95-2.05 (m, 1H), 2.27-2.33 (m, 1H), 2.30-2.40 (m, 1H), 2.70-2.75 (m, 1H), 2.89-3.04 (m, 2H), 3.36-3.45 (m, 2H), 3.82-3.91 (m, 3H), 4.00 (dd, $J = 11.3$ and 3.8 Hz,

2H), 7.05 (d, $J = 8.3$ Hz, 1H), 7.99 (d, $J = 4.1$ and 0.9 Hz, 1H), 8.28 (d, $J = 4.1$ Hz, 1H), 8.80 (d, $J = 0.5$ Hz, 1H).

Resolution Via Chiral HPLC

Column: Chiralcel OD preparative column, 5 cm ID x 50 cm L

5 Injection: ~ 60 mg

Eluent: 50% IPA/Hexanes

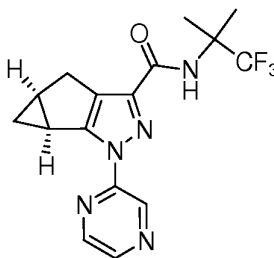
Gradient: isocratic

Flow: 60 mL/min

Detector: 280 nm

10 Retention Time: 1st diastereomer - 37.0 min, 2nd diastereomer - 44.2 min

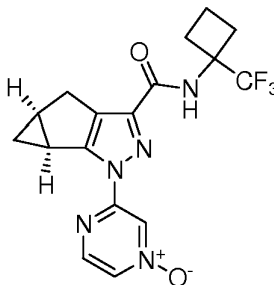
Example 1.27: Preparation of (1a*S*,5a*S*)-2-Pyrazin-2-yl-1a,2,5,5a-tetrahydro-1*H*-2,3-diaza-cyclopropa[*a*]pentalene-4-carboxylic Acid (2,2,2-Trifluoro-1,1-dimethyl-ethyl)-amide (Compound 927).



15 The title compound was prepared in a manner similar to that described in **Method UU** using **Intermediate 4** and 1,1,1-trifluoro-2-methylpropan-2-amine. LCMS $m/z = 352.4$ $[M+H]^+$; 1H NMR (400 MHz, $CDCl_3$) δ 0.47 (td, $J = 4.6$ and 3.2 Hz, 1H), 1.23-1.29 (m, 1H), 1.71 (s, 6H), 2.27-2.33 (m, 1H), 2.74-2.80 (m, 1H), 2.93 (d, $J = 17.1$ Hz, 1H), 3.00 (dd, $J = 16.6$ and 6.2 Hz, 1H), 6.94 (s, 1H), 8.42 (dd, $J = 2.5$ and 1.5 Hz, 1H), 8.52 (d, $J = 2.5$ Hz, 1H), 9.25 (d, $J = 1.4$

20 Hz, 1H).

Example 1.28: Preparation of (1a*S*,5a*S*)-2-(4-Oxy-pyrazin-2-yl)-1a,2,5,5a-tetrahydro-1*H*-2,3-diaza-cyclopropa[*a*]pentalene-4-carboxylic Acid (1-Trifluoromethyl-cyclobutyl)-amide (Compound 765).



25 **Step A: Preparation of 1-(Trifluoromethyl)cyclobutanamine Hydrochloride.**

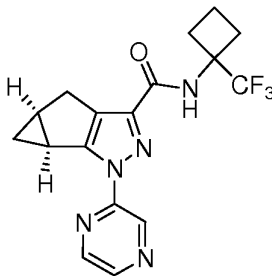
1-(Trifluoromethyl)cyclobutanecarboxylic acid (1 g, 5.95 mmol) and triethylamine (0.912 mL, 6.54 mmol) in anhydrous *tert*-butanol (20 mL) was stirred at room temperature in

the presence of 4Å molecular sieves powder. To the mixture was added diphenyl phosphorazidate (1.801 g, 6.54 mmol). The reaction mixture was refluxed under N₂ for 2 days, filtered, then concentrated in vacuo. The oily residue was stirred in ether, ether layer was isolated. The procedure was repeated three times. The combined organics were washed with 5% citric acid, saturated aqueous NaHCO₃ twice, brine, dried over anhydrous Na₂SO₄, and concentrated to give *tert*-butyl 1-(trifluoromethyl)cyclobutylcarbamate (713 mg) as a white solid. The solid was dissolved in 1.25 N HCl in methanol solution (10 mL), stirred at 50 °C overnight, and concentrated to give the title compound (493 mg). ¹H NMR (400 MHz, DMSO-*d*₆) δ 1.87-1.97 (m, 1H), 2.04-2.15 (m, 1H), 2.44-2.50 (m, 4H), 9.40 (br, 3H).

Step B: Preparation of (1a*S*,5a*S*)-2-(4-Oxy-pyrazin-2-yl)-1a,2,5,5a-tetrahydro-1*H*-2,3-diaza-cyclopropa[*a*]pentalene-4-carboxylic Acid (1-Trifluoromethyl-cyclobutyl)-amide (Compound 765).

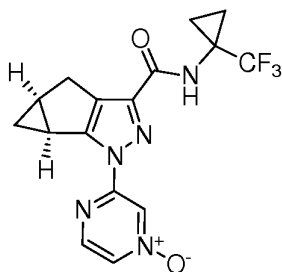
The title compound was prepared in a manner similar to that described in **Method UU** using **Intermediate 5** and 1-(trifluoromethyl)cyclobutanamine hydrochloride. LCMS *m/z* = 380.4 [M+H]⁺; ¹H NMR (400 MHz, CDCl₃) δ 0.47 (td, *J* = 4.6, 3.2 Hz, 1H), 1.23-1.29 (m, 1H), 2.04-2.14 (m, 2H), 2.27-2.33 (m, 1H), 2.62-2.69 (m, 4H), 2.71-2.76 (m, 1H), 2.92 (d, *J* = 17.1 Hz, 1H), 3.00 (dd, *J* = 16.8 and 6.2 Hz, 1H), 6.92 (s, 1H), 7.99 (dd, *J* = 4.1 and 1.5 Hz, 1H), 8.29 (dd, *J* = 4.1 and 0.6 Hz, 1H), 8.81 (dd, *J* = 1.5 and 0.6 Hz, 1H).

Example 1.29: Preparation of (1a*S*,5a*S*)-2-Pyrazin-2-yl-1a,2,5,5a-tetrahydro-1*H*-2,3-diaza-cyclopropa[*a*]pentalene-4-carboxylic Acid (1-Trifluoromethyl-cyclobutyl)-amide (Compound 926).



The title compound was prepared in a manner similar to that described in **Method UU** using **Intermediate 4** and 1-(trifluoromethyl)cyclobutanamine hydrochloride. LCMS *m/z* = 364.4 [M+H]⁺; ¹H NMR (400 MHz, CDCl₃) δ 0.47 (td, *J* = 4.6, 3.2 Hz, 1H), 1.23-1.29 (m, 1H), 2.04-2.14 (m, 2H), 2.27-2.33 (m, 1H), 2.64-2.70 (m, 4H), 2.74-2.80 (m, 1H), 2.93 (d, *J* = 16.9 Hz, 1H), 3.02 (dd, *J* = 16.6 and 6.2 Hz, 1H), 6.99 (s, 1H), 8.42 (dd, *J* = 2.5 and 1.5 Hz, 1H), 8.52 (d, *J* = 2.5 Hz, 1H), 9.26 (d, *J* = 1.4 Hz, 1H).

Example 1.30: Preparation of (1a*S*,5a*S*)-2-(4-Oxy-pyrazin-2-yl)-1a,2,5,5a-tetrahydro-1*H*-2,3-diaza-cyclopropa[*a*]pentalene-4-carboxylic Acid (1-Trifluoromethyl-cyclopropyl)-amide (Compound 764).



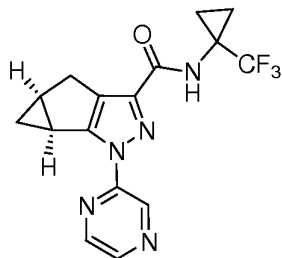
Step A: Preparation of 1-(Trifluoromethyl)cyclopropanamine Hydrochloride.

The title compound was prepared in a manner similar to that described in **Example 1.28, Step A**, using 1-(trifluoromethyl)cyclopropanecarboxylic acid.

Step B: Preparation of (1a*S*,5a*S*)-2-(4-Oxy-pyrazin-2-yl)-1a,2,5,5a-tetrahydro-1*H*-2,3-diaza-cyclopropa[*a*]pentalene-4-carboxylic Acid (1-Trifluoromethyl-cyclopropyl)-amide (Compound 764).

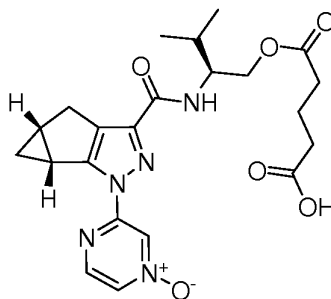
The title compound was prepared in a manner similar to that described in **Method UU** using **Intermediate 5** and 1-(trifluoromethyl)cyclopropanamine hydrochloride. LCMS m/z = 366.4 $[M+H]^+$; 1H NMR (400 MHz, $CDCl_3$) δ 0.47 (td, J = 4.6, 3.2 Hz, 1H), 1.23-1.29 (m, 3H), 1.39-1.43 (m, 2H), 2.27-2.33 (m, 1H), 2.70-2.75 (m, 1H), 2.92 (d, J = 17.0 Hz, 1H), 3.00 (dd, J = 16.8 and 6.2 Hz, 1H), 7.28 (s, 1H), 8.00 (dd, J = 4.1 and 1.5 Hz, 1H), 8.29 (dd, J = 4.1 and 0.6 Hz, 1H), 8.81 (dd, J = 1.5 and 0.6 Hz, 1H).

Example 1.31: Preparation of (1a*S*,5a*S*)-2-Pyrazin-2-yl-1a,2,5,5a-tetrahydro-1*H*-2,3-diaza-cyclopropa[*a*]pentalene-4-carboxylic Acid (1-Trifluoromethyl-cyclopropyl)-amide (Compound 930).



The title compound was prepared in a manner similar to that described in **Method UU** using **Intermediate 4** and 1-(trifluoromethyl)cyclopropanamine hydrochloride. LCMS m/z = 350.2 $[M+H]^+$; 1H NMR (400 MHz, $CDCl_3$) δ 0.47 (td, J = 4.6, 3.2 Hz, 1H), 1.23-1.29 (m, 3H), 1.39-1.43 (m, 2H), 2.27-2.33 (m, 1H), 2.74-2.80 (m, 1H), 2.94 (d, J = 16.8 Hz, 1H), 3.02 (dd, J = 16.7 and 6.2 Hz, 1H), 7.31 (s, 1H), 8.42 (dd, J = 2.5 and 1.5 Hz, 1H), 8.52 (d, J = 2.5 Hz, 1H), 9.26 (d, J = 1.4 Hz, 1H).

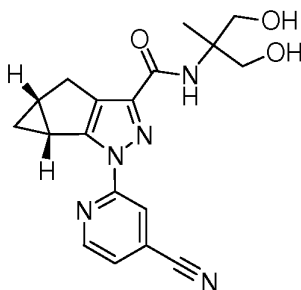
Example 1.32: Preparation of (1a*R*,5a*R*)-Pentanedioic Acid mono-((*S*)-3-Methyl-2-[[[(1a*R*,5a*R*)-2-(4-oxy-pyrazin-2-yl)-1a,2,5,5a-tetrahydro-1*H*-2,3-diaza-cyclopropa[*a*]pentalene-4-carbonyl]-amino}-butyl) Ester (Compound 844) and its Sodium Salt.



To a solution of (1aR,5aR)-2-(4-oxy-pyrazin-2-yl)-1a,2,5,5a-tetrahydro-1H-2,3-diaza-cyclopropa[a]pentalene-4-carboxylic acid ((S)-1-hydroxymethyl-2-methyl-propyl)-amide (**Compound 690**) (100 mg, 0.291 mmol), DMAP (17.79 mg, 0.146 mmol) and triethylamine (79 μ L, 0.582 mmol) in DCM (5 mL) was added dihydro-2H-pyran-2,6(3H)-dione (100 mg, 0.874 mmol). The reaction mixture was stirred at room temperature overnight, then concentrated. The residue was purified by preparative HPLC. The combined fractions were extracted with DCM. The organic layers were washed with water twice, dried over anhydrous Na₂SO₄, and concentrated to give the title compound as a white solid (95 mg). LCMS m/z = 458.4 [M+H]⁺; ¹H NMR (400 MHz, DMSO-*d*₆) δ 0.42 (td, J = 4.6, 3.2 Hz, 1H), 0.91 (d, J = 6.8 Hz, 3H), 0.93 (d, J = 6.8 Hz, 3H), 1.23-1.27 (m, 1H), 1.65-1.72 (m, 2H), 1.85-1.92 (m, 1H), 2.18 (t, J = 7.5 Hz, 2H), 2.30 (t, J = 7.4 Hz, 2H), 2.27-2.33 (m, 1H), 2.65-2.70 (m, 1H), 2.75 (d, J = 16.8 Hz, 1H), 2.86 (dd, J = 16.5 and 6.4 Hz, 1H), 3.92-4.02 (m, 1H), 4.08 (dd, J = 11.0 and 8.2 Hz, 1H), 4.25 (dd, J = 11.0 and 4.2 Hz, 1H), 8.05 (d, J = 9.2 Hz, 1H), 8.29 (dd, J = 4.1 and 1.5 Hz, 1H), 8.47 (d, J = 4.1 Hz, 1H), 8.81 (d, J = 1.3, 1H), 12.0 (br, 1H).

(1aR,5aR)-Pentanedioic acid mono-((S)-3-methyl-2-[[[(1aR,5aR)-2-(4-oxy-pyrazin-2-yl)-1a,2,5,5a-tetrahydro-1H-2,3-diaza-cyclopropa[a]pentalene-4-carbonyl]-amino}-butyl) ester (165 mg, 0.36 mmol) was dissolved in THF (5 mL), heated at 40 °C for 5 min, 0.1 N NaOH solution (3.6 mL, 0.36 mmol) was added slowly, stirred for 30 min while cooled down, then concentrated. The residue was lyophilized to give the sodium salt as white solid (165 mg). LCMS m/z = 458.2 [M+H-Na]⁺; ¹H NMR (400 MHz, *d*₆-DMSO) δ 0.42 (td, J = 4.6, 3.2 Hz, 1H), 0.91 (d, J = 6.8 Hz, 3H), 0.93 (d, J = 6.8 Hz, 3H), 1.23-1.27 (m, 1H), 1.55-1.62 (m, 2H), 1.80 (t, J = 7.0 Hz, 2H), 1.85-1.92 (m, 1H), 2.24 (t, J = 7.4 Hz, 2H), 2.25-2.33 (m, 1H), 2.65-2.70 (m, 1H), 2.75 (d, J = 16.7 Hz, 1H), 2.86 (dd, J = 16.5 and 6.5 Hz, 1H), 3.91-3.99 (m, 1H), 4.05 (dd, J = 11.0 and 7.6 Hz, 1H), 4.22 (dd, J = 11.0 and 4.3 Hz, 1H), 8.15 (d, J = 9.1 Hz, 1H), 8.28 (dd, J = 4.2 and 1.5 Hz, 1H), 8.47 (d, J = 4.1 Hz, 1H), 9.06 (d, J = 1.6, 1H).

Example 1.33: Preparation of (1aR,5aR)-2-(4-Cyano-pyridin-2-yl)-1a,2,5,5a-tetrahydro-1H-2,3-diaza-cyclopropa[a]pentalene-4-carboxylic Acid (2-Hydroxy-1-hydroxymethyl-1-methyl-ethyl)-amide (Compound 820).



Step A: Preparation of 4-Bromo-2-hydrazinylpyridine.

To a solution of 4-bromo-2-fluoropyridine (23.75 g, 135 mmol) in ethanol (120 mL) was added hydrazine monohydrate (65.5 mL, 1350 mmol). The mixture was stirred at 45 °C for 16 h then concentrated. The resulting solid was triturated with water, collected by filtration, rinsed with water, and dried under vacuum, to give the title compound (23.2 g) as a white solid. LCMS m/z = 188.0 $[M+H]^+$; 1H NMR (400 MHz, DMSO- d_6) δ 4.19 (s, 2H), 6.69 (dd, J = 5.3, 1.8 Hz, 1H), 6.92 (d, J = 1.7 Hz, 1H), 7.69 (s, 1H), 7.84 (d, J = 5.3 Hz, 1H).

Step B: Preparation of (1aR,5aR)-2-(4-Bromo-pyridin-2-yl)-1a,2,5,5a-tetrahydro-1H-2,3-diaza-cyclopropa[a]pentalene-4-carboxylic Acid Ethyl Ester.

The title compound was prepared as described in **Method KKK**, using (1R,5S)-bicyclo[3.1.0]hexan-2-one and 4-bromo-2-hydrazinylpyridine. LCMS m/z = 348.2 $[M+H]^+$.

Step C: Preparation of (1aR,5aR)-2-(4-Bromo-pyridin-2-yl)-1a,2,5,5a-tetrahydro-1H-2,3-diaza-cyclopropa[a]pentalene-4-carboxylic Acid.

To a solution of (1aR,5aR)-2-(4-bromo-pyridin-2-yl)-1a,2,5,5a-tetrahydro-1H-2,3-diaza-cyclopropa[a]pentalene-4-carboxylic acid ethyl ester (9.0 g, 25.8 mmol) in THF (50 mL) and MeOH (50.0 mL) was added a 2.0 M aqueous solution of sodium hydroxide (25.8 mL, 51.7 mmol). The reaction was stirred at 23 °C for 2 h then concentrated to remove the organic solvents. The remaining residue was diluted to 150 mL with water. This solution was filtered to remove trace insoluble impurities then acidified to pH ~3 with 6 M HCl. The resulting precipitate was collected by filtration, rinsed with water, then dried under vacuum to give the title compound (8.3 g) as a white solid. LCMS m/z = 320.0 $[M+H]^+$.

Step D: Preparation of (1aR,5aR)-2-(4-Cyano-pyridin-2-yl)-1a,2,5,5a-tetrahydro-1H-2,3-diaza-cyclopropa[a]pentalene-4-carboxylic Acid.

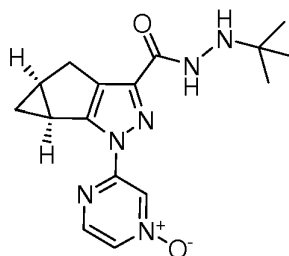
(1aR,5aR)-2-(4-Bromo-pyridin-2-yl)-1a,2,5,5a-tetrahydro-1H-2,3-diaza-cyclopropa[a]pentalene-4-carboxylic Acid (1.00 g, 3.12 mmol) was dissolved in DMA (10 mL). 60 wt% sodium hydride (0.125 g, 3.12 mmol) was added and the mixture was stirred vigorously for 5 min. Nitrogen was bubbled through the mixture for 10 min. Zinc(II) cyanide (0.734 g, 6.25 mmol) and palladium tetrakis(triphenylphosphine) (0.180 g, 0.156 mmol) were added. The reaction was microwaved at 120 °C for 1 h. The reaction was diluted with ethyl acetate (20 mL)

and methanol (5 mL), filtered, then concentrated. The residue was purified by HPLC to give the title compound (0.557 g) as a white solid. LCMS m/z = 267.2 $[M+H]^+$.

Step E: Preparation of (1aR,5aR)-2-(4-Cyano-pyridin-2-yl)-1a,2,5,5a-tetrahydro-1H-2,3-diaza-cyclopropa[a]pentalene-4-carboxylic Acid (2-Hydroxy-1-hydroxymethyl-1-methyl-ethyl)-amide (Compound 820).

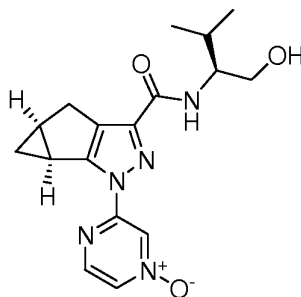
To a solution of (1aR,5aR)-2-(4-cyano-pyridin-2-yl)-1a,2,5,5a-tetrahydro-1H-2,3-diaza-cyclopropa[a]pentalene-4-carboxylic acid (100 mg, 0.376 mmol), 2-amino-2-methylpropane-1,3-diol (39.5 mg, 0.376 mmol), and triethylamine (0.105 mL, 0.751 mmol) in DMF (2 mL) was added HATU (157 mg, 0.413 mmol). The reaction was stirred at 23 °C, for 30 min then concentrated. The residue was purified by silica gel flash column chromatography to give the title compound (125 mg) as a white solid. LCMS m/z = 354.3 $[M+H]^+$; 1H NMR (400 MHz, $CDCl_3$) δ 0.46 (td, J = 4.7, 3.3 Hz, 1H), 1.27 (td, J = 8.0, 4.9 Hz, 1H), 1.36 (s, 3H), 2.27-2.33 (m, 1H), 2.78-2.89 (m, 2H), 3.00 (dd, J = 16.8, 6.4 Hz, 1H), 3.72-3.77 (m, 4H), 3.87-3.94 (m, 2H), 7.23 (m, 1H), 7.42 (dd, J = 5.1, 1.0 Hz, 1H), 8.16-8.17 (m, 1H), 8.62 (d, J = 5.1 Hz, 1H).

Example 1.34: Preparation of (1aS,5aS)-2-(4-Oxy-pyrazin-2-yl)-1a,2,5,5a-tetrahydro-1H-2,3-diaza-cyclopropa[a]pentalene-4-carboxylic Acid *N*'-tert-Butyl-hydrazide (Compound 902). Method TT



To a solution of **Intermediate 5** (129 mg, 0.5 mmol) and HATU (190 mg, 0.500 mmol) in DMF (4 mL) was added triethylamine (126 mg, 1.250 mmol) followed by *tert*-butylhydrazine (44.1 mg, 0.500 mmol) at room temperature. The reaction was stirred for 16 h. The reaction mixture was diluted with water (100 mL) and extracted with EtOAc (70 mL). The organic layer was concentrated and the residue was purified by silica gel column chromatography to give the title compound (87 mg) as a white solid. LCMS m/z = 329.3 $[M+H]^+$; 1H NMR (400 MHz, $CDCl_3$) δ 0.49 (dd, J = 8.0 and 4.7 Hz, 1H), 1.17 (s, 9H), 1.25-1.31 (m, 1H), 2.29-2.33 (m, 1H), 2.72-2.77 (m, 1H), 2.93 (d, J = 16.8 Hz, 1H), 3.01 (dd, J = 17.0 and 6.2 Hz, 1H), 8.00 (dd, J = 4.1 and 1.4 Hz, 1H), 8.29 (d, J = 4.1 Hz, 1H), 8.80 (d, J = 1.4 Hz, 1H).

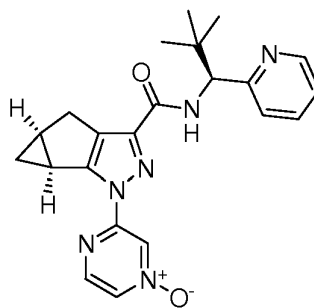
Example 1.35: Preparation of (1aS,5aS)-2-(4-Oxy-pyrazin-2-yl)-1a,2,5,5a-tetrahydro-1H-2,3-diaza-cyclopropa[a]pentalene-4-carboxylic Acid ((S)-1-Hydroxymethyl-2-methyl-propyl)-amide (Compound 896).



The title compound was prepared in a manner similar to that described in **Method TT**.

LCMS m/z = 344.1 $[M+H]^+$; 1H NMR (400 MHz, $CDCl_3$) δ 0.48 (dd, J = 8.0 and 4.7 Hz, 1H), 1.02 (t, J = 7.1 Hz, 6H), 1.28 (td, J = 8.0 and 5.0 Hz, 1H), 1.98-2.04 (m, 1H), 2.28-2.32 (m, 1H), 2.71-2.75 (m, 1H), 2.93 (d, J = 16.8 Hz, 1H), 3.00 (dd, J = 16.7 and 6.3 Hz, 1H), 3.74-3.88 (m, 3H), 6.97 (d, J = 8.1 Hz, NH, 1H), 7.99 (dd, J = 4.1 and 1.5 Hz, 1H), 8.28 (d, J = 4.1 Hz, 1H), 8.79 (d, J = 1.5 Hz, 1H).

Example 1.36: Preparation of (1a*S*,5a*S*)-2-(4-Oxy-pyrazin-2-yl)-1a,2,5,5a-tetrahydro-1*H*-2,3-diaza-cyclopropa[a]pentalene-4-carboxylic Acid ((*S*)-2,2-Dimethyl-1-pyridin-2-yl-propyl)-amide (Compound 767). Method AAA



Step A: Preparation of (*R*)-N-((*S*)-2,2-Dimethyl-1-(pyridin-2-yl)propyl)-3,3,3-trifluoro-2-methoxy-2-phenylpropanamide and (*R*)-N-((*R*)-2,2-Dimethyl-1-(pyridin-2-yl)propyl)-3,3,3-trifluoro-2-methoxy-2-phenylpropanamide.

To an ice-cooled solution of racemic 2,2-dimethyl-1-(pyridin-2-yl)propan-1-amine (1.0 g, 6.09 mmol) and triethylamine (0.849 mL, 6.09 mmol) in dichloromethane (20 mL) was added a dichloromethane (5 mL) solution of (*S*)-3,3,3-trifluoro-2-methoxy-2-phenylpropanoyl chloride (1.148 mL, 6.09 mmol). The solution was stirred at 23 °C for 30 min then loaded onto a silica column. Purification by silica gel flash column chromatography gave the title compound as diastereomers: First-eluting diastereomer (0.56 g) and second-eluting diastereomer (0.504 g) as yellow oils.

First-eluting diastereomer: LCMS m/z = 381.4 $[M+H]^+$; 1H NMR (400 MHz, $CDCl_3$) δ 0.83 (s, 9H), 3.40 (q, J = 1.7 Hz, 3H), 4.93 (d, J = 9.5 Hz, 1H), 7.16-7.20 (m, 2H), 7.38-7.42 (m, 3H), 7.61 (td, J = 7.7, 1.8 Hz, 1H), 7.65-7.68 (m, 2H), 7.96 (d, J = 9.5 Hz, 1H), 8.55 (dt, J = 4.5, 1.3 Hz, 1H).

Second-eluting diastereomer: LCMS m/z = 381.4 $[M+H]^+$; 1H NMR (400 MHz, $CDCl_3$)

δ 0.96 (s, 9H), 3.44 (q, J = 1.4 Hz, 3H), 4.90 (d, J = 9.5 Hz, 1H), 7.14-7.17 (m, 2H), 7.23-7.31 (m, 3H), 7.41 (d, J = 7.3 Hz, 2H), 7.59 (td, J = 7.7, 1.8 Hz, 1H), 8.16 (d, J = 9.4 Hz, 1H), 8.50 (dt, J = 5.3, 1.8 Hz, 1H).

5 **Step B: Preparation of (S)-2,2-Dimethyl-1-(pyridin-2-yl)propan-1-amine and (R)-2,2-Dimethyl-1-(pyridin-2-yl)propan-1-amine.**

Solutions of (R)-N-((S)-2,2-dimethyl-1-(pyridin-2-yl)propyl)-3,3,3-trifluoro-2-methoxy-2-phenylpropanamide (0.56 g, 1.472 mmol) or (R)-N-((R)-2,2-dimethyl-1-(pyridin-2-yl)propyl)-3,3,3-trifluoro-2-methoxy-2-phenylpropanamide (0.56 g, 1.472 mmol) in 48 wt% aqueous
10 hydrogen bromide (5.02 mL, 44.2 mmol) were heated under microwave irradiation at 160 °C for 2 h. The mixtures were diluted with water (25 mL), extracted with dichloromethane (3 x 25 mL), and the dichloromethane extracts discarded. The aqueous solutions were basified with 2 M aqueous NaOH (25 mL) then extracted with dichloromethane (3 x 25 mL). These extracts were
15 dried ($MgSO_4$), filtered, then concentrated to give enantiomeric 2,2-dimethyl-1-(pyridin-2-yl)propan-1-amine derived from first-eluting diastereomer (0.175 g) and enantiomeric 2,2-dimethyl-1-(pyridin-2-yl)propan-1-amine derived from second-eluting diastereomer (0.200 g) as yellow oils.

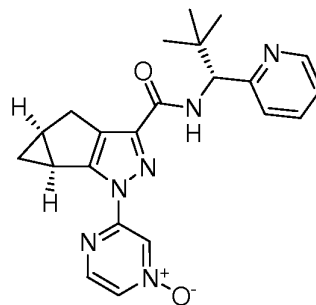
Enantiomer derived from first-eluting Mosher amide: LCMS m/z = 165.3 $[M+H]^+$;

Enantiomer derived from second-eluting Mosher amide: LCMS m/z = 165.3 $[M+H]^+$.

20 **Step C: Preparation of (1aS,5aS)-2-(4-Oxy-pyrazin-2-yl)-1a,2,5,5a-tetrahydro-1H-2,3-diaza-cyclopropa[a]pentalene-4-carboxylic Acid ((S)-2,2-Dimethyl-1-pyridin-2-yl-propyl)-amide.**

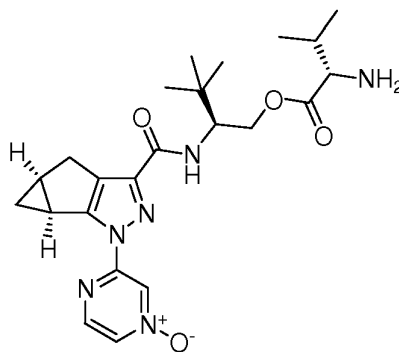
To a solution of **Intermediate 5** (200 mg, 0.774 mmol), (S)-2,2-dimethyl-1-(pyridin-2-yl)propan-1-amine (127 mg, 0.774 mmol), and triethylamine (0.216 mL, 1.549 mmol) in DMF
25 (3 mL) was added HATU (324 mg, 0.852 mmol). The reaction was stirred at 23 °C for 1 h then diluted with DMSO (2 mL). The mixture was purified by preparative HPLC to give the title compound (183 mg) as a white solid. LCMS m/z = 405.4 $[M+H]^+$. 1H NMR (400 MHz, $CDCl_3$)
 δ 0.38 (td, J = 4.7, 3.3 Hz, 1H), 0.99 (s, 9H), 1.23 (td, J = 8.0, 4.8 Hz, 1H), 2.24-2.31 (m, 1H), 2.71-2.75 (m, 1H), 2.88 (dd, J = 16.7, 1.8 Hz, 1H), 3.03 (dd, J = 16.7, 6.4 Hz, 1H), 5.02 (d, J =
30 9.5 Hz, 1H), 7.15-7.20 (m, 2H), 7.59 (td, J = 7.7, 1.8 Hz, 1H), 7.99 (dd, J = 4.0, 1.4 Hz, 1H), 8.18 (d, J = 9.5 Hz, 1H), 8.28 (d, J = 4.2 Hz, 1H), 8.61-8.62 (m, 1H), 8.92-8.93 (m, 1H).

Example 1.37: Preparation of (1aS,5aS)-2-(4-Oxy-pyrazin-2-yl)-1a,2,5,5a-tetrahydro-1H-2,3-diaza-cyclopropa[a]pentalene-4-carboxylic Acid ((R)-2,2-Dimethyl-1-pyridin-2-yl-propyl)-amide (Compound 766).



To a solution of **Intermediate 5** (200 mg, 0.774 mmol), (*R*)-2,2-dimethyl-1-(pyridin-2-yl)propan-1-amine (127 mg, 0.774 mmol), and triethylamine (0.216 mL, 1.549 mmol) in DMF (3 mL) was added HATU (324 mg, 0.852 mmol). The reaction was stirred at 23 °C for 1 h then
 5 diluted with DMSO (2 mL). The mixture was purified by preparative HPLC to give the title compound (230 mg) as a white solid. LCMS m/z = 405.4 $[M+H]^+$; 1H NMR (400 MHz, $CDCl_3$) δ 0.50 (td, J = 4.8, 3.3 Hz, 1H), 0.99 (s, 9H), 1.26 (td, J = 7.8, 4.9 Hz, 1H), 2.24-2.30 (m, 1H), 2.69-2.74 (m, 1H), 2.94-2.95 (m, 2H), 5.02 (d, J = 9.5 Hz, 1H), 7.15-7.20 (m, 2H), 7.59 (td, J = 7.7, 1.9 Hz, 1H), 7.99 (dd, J = 4.2, 1.5 Hz, 1H), 8.18 (d, J = 9.5 Hz, 1H), 8.28 (d, J = 4.2 Hz,
 10 1H), 8.61-8.63 (m, 1H), 8.92-8.93 (m, 1H).

Example 1.38: Preparation of (1*aS*,5*aS*)-(S)-2-Amino-3-methyl-butyl-3,3-Dimethyl-2-[[2-(4-oxo-pyrazin-2-yl)-1*a*,2,5,5*a*-tetrahydro-1*H*-2,3-diaza-cyclopropa[*a*]pentalene-4-carbonyl]-amino}-butyl Ester (Compound 848).



15 **Step A: Preparation of (1*aS*,5*aS*)-2-Pyrazin-2-yl-1*a*,2,5,5*a*-tetrahydro-1*H*-2,3-diaza-cyclopropa[*a*]pentalene-4-carboxylic Acid ((*S*)-1-Hydroxymethyl-2,2-dimethyl-propyl)-amide.**

To a solution of Intermediate 4 (1.4 g, 5.78 mmol) and triethylamine (1.611 mL, 11.56 mmol) in DMF (15 mL) was added HATU (2.242 g, 5.90 mmol). The reaction was stirred at 23
 20 °C for 5 min, then (*S*)-2-amino-3,3-dimethylbutan-1-ol (0.711 g, 6.07 mmol) was added. The reaction was stirred at 23 °C for 15 min then concentrated. The residue was purified by silica gel column chromatography to give the title compound (1.97 g) as a white solid. LCMS m/z = 342.2 $[M+H]^+$; 1H NMR (400 MHz, $CDCl_3$) δ 0.48 (td, J = 4.6, 3.4 Hz, 1H), 1.05 (s, 9H), 1.24 (td, J = 8.0, 4.7 Hz, 1H), 2.26-2.32 (m, 1H), 2.74-2.78 (m, 1H), 2.94 (d, J = 16.8 Hz, 1H), 3.01 (dd, J =

16.7, 6.1 Hz, 1H), 3.67-3.72 (m, 1H), 3.93-3.98 (m, 2H), 7.08 (d, $J = 8.5$ Hz, 1H), 8.42 (dd, $J = 1.4$, 0.9 Hz, 1H), 8.51 (d, $J = 2.7$ Hz, 1H), 9.26 (d, $J = 1.1$ Hz, 1H).

Step B: Preparation of (1aS,5aS)-2-(4-Oxy-pyrazin-2-yl)-1a,2,5,5a-tetrahydro-1H-2,3-diaza-cyclopropa[a]pentalene-4-carboxylic Acid ((S)-1-Hydroxymethyl-2,2-dimethyl-propyl)-amide.

To a solution of (1aS,5aS)-2-pyrazin-2-yl-1a,2,5,5a-tetrahydro-1H-2,3-diaza-cyclopropa[a]pentalene-4-carboxylic acid ((S)-1-hydroxymethyl-2,2-dimethyl-propyl)-amide (900 mg, 2.64 mmol) in chloroform (10 mL) was added 3-chlorobenzoperoxoic acid (1772 mg, 7.91 mmol). The reaction was stirred at 23 °C for 3 h. Another 1.2 g mCPBA was added and stirring was continued at room temperature for 18 h. The mixture was purified by silica gel column chromatography to give the title compound (550 mg) as a white solid. LCMS $m/z = 358.3$ [M+H]⁺; ¹H NMR (400 MHz, CDCl₃) δ 0.49 (td, $J = 4.6$, 3.3 Hz, 1H), 1.03 (s, 9H), 1.27 (td, $J = 8.0$, 4.9 Hz, 1H), 2.08 (bs, 1H), 2.27-2.33 (m, 1H), 2.71-2.76 (m, 1H), 2.93 (d, $J = 16.8$ Hz, 1H), 3.00 (dd, $J = 16.7$, 6.1 Hz, 1H), 3.65-3.71 (m, 1H), 3.92-3.97 (m, 2H), 6.97 (d, $J = 8.5$ Hz, 1H), 7.99 (dd, $J = 4.0$, 1.4 Hz, 1H), 8.28 (d, $J = 4.2$ Hz, 1H), 8.78 (dd, $J = 1.4$, 0.8 Hz, 1H).

Step C: Preparation of (S)-2-tert-Butoxycarbonylamino-3-methyl-butyric Acid (S)-3,3-Dimethyl-2-[[[(1aS,5aS)-2-(4-oxy-pyrazin-2-yl)-1a,2,5,5a-tetrahydro-1H-2,3-diaza-cyclopropa[a]pentalene-4-carbonyl]-amino]-butyl Ester.

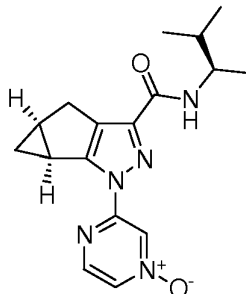
To a solution of (1aS,5aS)-2-(4-Oxy-pyrazin-2-yl)-1a,2,5,5a-tetrahydro-1H-2,3-diaza-cyclopropa[a]pentalene-4-carboxylic acid ((S)-1-hydroxymethyl-2,2-dimethyl-propyl)-amide (500 mg, 1.399 mmol), (S)-2-(tert-butoxycarbonylamino)-3-methylbutanoic acid (1003 mg, 4.62 mmol), triethylamine (1.170 mL, 8.39 mmol), and DMAP (68.4 mg, 0.560 mmol) in 1,2-dichloroethane (10 mL) was added N1-((ethylimino)methylene)-N3,N3-dimethylpropane-1,3-diamine. The mixture was stirred at 60 °C for 2 h. The mixture was purified by silica gel column chromatography to give the title compound (495 mg) as a white solid. LCMS $m/z = 557.5$.

Step D: Preparation of (1aS,5aS)-(S)-2-Amino-3-methyl-butyric Acid (S)-3,3-Dimethyl-2-[[2-(4-oxy-pyrazin-2-yl)-1a,2,5,5a-tetrahydro-1H-2,3-diaza-cyclopropa[a]pentalene-4-carbonyl]-amino]-butyl Ester.

To (S)-2-tert-butoxycarbonylamino-3-methyl-butyric acid (S)-3,3-dimethyl-2-[[[(1aS,5aS)-2-(4-oxy-pyrazin-2-yl)-1a,2,5,5a-tetrahydro-1H-2,3-diaza-cyclopropa[a]pentalene-4-carbonyl]-amino]-butyl ester (495 mg, 0.889 mmol) was added HCl (4 M in dioxane, 5.56 mL, 22.23 mmol). The reaction was stirred at 23 °C for 1 h then concentrated. The off-white solid was taken up in 2:1 water/acetonitrile (10 mL) then freeze-dried to give the HCl salt of the title compound (437 mg) as a white solid. LCMS $m/z = 457.3$ [M+H]⁺; ¹H NMR (400 MHz, DMSO-*d*₆) δ 0.44 (td, $J = 4.4$, 3.4 Hz, 1H), 0.78 (d, $J = 7.0$ Hz, 3H), 0.81 (d, $J = 7.1$ Hz, 3H), 0.97 (s, 9H), 1.27 (td, $J = 7.8$, 4.7 Hz, 1H), 1.98-2.06 (m, 1H), 2.27-2.33 (m, 1H), 2.65-2.69 (m, 1H), 2.73-2.84 (m, 2H), 3.85 (d, $J = 4.2$ Hz, 1H), 4.12 (td, $J = 10.2$, 2.3 Hz, 1H), 4.33 (dd, $J =$

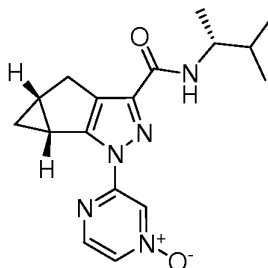
8.2, 2.9 Hz, 1H), 4.47 (t, $J = 10.9$ Hz, 1H), 8.08 (d, $J = 9.7$ Hz, 1H), 8.29 (dd, $J = 4.2, 1.5$ Hz, 1H), 8.33 (s, 3H), 8.48 (d, $J = 4.2$ Hz, 1H), 9.11-9.12 (m, 1H).

Example 1.39: Preparation of (1a*S*,5a*S*)-2-(4-Oxy-pyrazin-2-yl)-1a,2,5,5a-tetrahydro-1*H*-2,3-diaza-cyclopropa[*a*]pentalene-4-carboxylic Acid ((*R*)-1,2-Dimethyl-propyl)-amide (Compound 912).



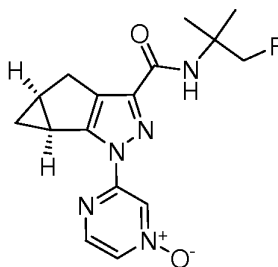
The title compound was prepared in a manner similar to that described in **Method UU** using **Intermediate 5** and (*R*)-3-methylbutan-2-amine. LCMS $m/z = 328.3$ $[M+H]^+$; 1H NMR (400 MHz, $CDCl_3$) δ 0.46-0.50 (m, 1H), 0.96 (d, $J = 6.8$ Hz, 3H), 0.97 (d, $J = 6.7$ Hz, 3H), 1.19 (d, $J = 6.9$ Hz, 3H), 1.26 (td, $J = 8.2, 4.8$ Hz, 1H), 1.75-1.87 (m, 1H), 2.26-2.33 (m, 1H), 2.70-2.75 (m, 1H), 2.94 (d, $J = 16.8$ Hz, 1H), 3.01 (dd, $J = 16.6, 6.0$ Hz, 1H), 3.95-4.05 (m, 1H), 6.64 (d, $J = 9.0$ Hz, 1H), 7.98 (dd, $J = 4.0, 1.4$ Hz, 1H), 8.28 (d, $J = 4.0$ Hz, 1H), 8.78-8.80 (m, 1H).

Example 1.40: Preparation of (1a*R*,5a*R*)-2-(4-Oxy-pyrazin-2-yl)-1a,2,5,5a-tetrahydro-1*H*-2,3-diaza-cyclopropa[*a*]pentalene-4-carboxylic Acid ((*R*)-1,2-Dimethyl-propyl)-amide (Compound 828).



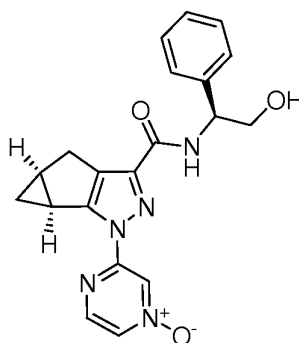
The title compound was prepared in a manner similar to that described in **Method UU** using **Intermediate 6** and (*R*)-3-methylbutan-2-amine. LCMS $m/z = 328.3$ $[M+H]^+$; 1H NMR (400 MHz, $CDCl_3$) δ 0.44-0.48 (m, 1H), 0.95 (d, $J = 6.8$ Hz, 3H), 0.97 (d, $J = 6.9$ Hz, 3H), 1.18 (d, $J = 6.9$ Hz, 3H), 1.26 (td, $J = 8.0, 4.9$ Hz, 1H), 1.75-1.88 (m, 1H), 2.26-2.33 (m, 1H), 2.70-2.75 (m, 1H), 2.93 (d, $J = 17.1$ Hz, 1H), 3.02 (dd, $J = 16.7, 6.2$ Hz, 1H), 3.95-4.05 (m, 1H), 6.64 (d, $J = 8.9$ Hz, 1H), 7.98 (dd, $J = 4.0, 1.4$ Hz, 1H), 8.28 (d, $J = 4.0$ Hz, 1H), 8.79-8.80 (m, 1H).

Example 1.41: Preparation of (1a*S*,5a*S*)-2-(4-Oxy-pyrazin-2-yl)-1a,2,5,5a-tetrahydro-1*H*-2,3-diaza-cyclopropa[*a*]pentalene-4-carboxylic Acid (2-Fluoro-1,1-dimethyl-ethyl)-amide (Compound 904).



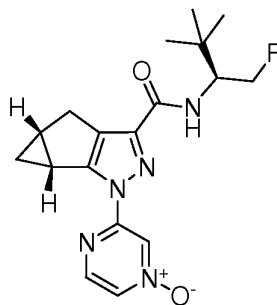
The title compound was prepared in a manner similar to that described in **Method UU** using **Intermediate 5** and 1-fluoro-2-methylpropan-2-amine. LCMS m/z = 332.2 $[M+H]^+$; 1H NMR (400 MHz, $CDCl_3$) δ 0.44-0.48 (m, 1H), 1.27 (td, J = 8.0, 5.0 Hz, 1H), 1.46 (s, 3H), 1.47 (s, 3H), 2.26-2.34 (m, 1H), 2.703-2.76 (m, 1H), 2.91 (d, J = 16.9 Hz, 1H), 3.00 (dd, J = 16.6, 6.2 Hz, 1H), 4.54 (d, J = 47.5 Hz, 2H), 6.73 (s, 1H), 7.98 (dd, J = 4.0, 1.5 Hz, 1H), 8.28 (d, J = 4.2 Hz, 1H), 8.78-8.79 (m, 1H).

Example 1.42: Preparation of (1a*S*,5a*S*)-2-(4-Oxy-pyrazin-2-yl)-1a,2,5,5a-tetrahydro-1*H*-2,3-diaza-cyclopropa[a]pentalene-4-carboxylic Acid ((*S*)-2-Hydroxy-1-phenyl-ethyl)-amide (Compound 913).



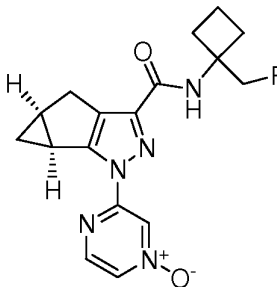
The title compound was prepared in a manner similar to that described in **Method UU** using **Intermediate 5** and (*S*)-2-amino-2-phenylethanol. LCMS m/z = 378.3 $[M+H]^+$; 1H NMR (400 MHz, $CDCl_3$) δ 0.43-0.47 (m, 1H), 1.26 (td, J = 7.8, 4.9 Hz, 1H), 2.26-2.33 (m, 1H), 2.55 (bs, 1H), 2.70-2.76 (m, 1H), 2.90 (d, J = 16.9 Hz, 1H), 3.00 (dd, J = 16.7, 6.3 Hz, 1H), 3.95-4.04 (m, 2H), 5.18-5.24 (m, 1H), 7.29-7.35 (m, 1H), 7.36-7.41 (m, 4H), 7.44 (d, J = 7.4 Hz, 1H), 7.98 (dd, J = 4.2, 1.5 Hz, 1H), 8.28 (d, J = 4.2 Hz, 1H), 8.80 (d, J = 1.1 Hz, 1H).

Example 1.43: Preparation of (1a*R*,5a*R*)-2-(4-Oxy-pyrazin-2-yl)-1a,2,5,5a-tetrahydro-1*H*-2,3-diaza-cyclopropa[a]pentalene-4-carboxylic Acid ((*S*)-1-Fluoromethyl-2,2-dimethyl-propyl)-amide (Compound 918).



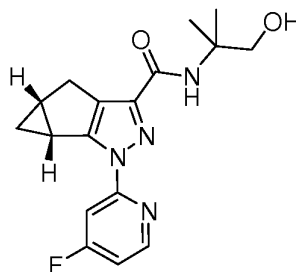
The title compound was prepared in a manner similar to that described in **Method UU**, using **Intermediate 6** and (*S*)-1-fluoro-3,3-dimethylbutan-2-amine hydrochloride. LCMS m/z = 360.2 $[M+H]^+$; 1H NMR (400 MHz, $CDCl_3$) δ 0.50 (td, J = 4.6 and 3.2 Hz, 1H), 1.05 (s, 9 H), 1.25-1.30 (m, 1H), 2.27-2.35 (m, 1H), 2.72-2.77 (m, 1H), 2.93 (d, J = 16.9 Hz, 1H), 3.01 (dd, J = 16.6 and 6.2 Hz, 1H), 4.03-4.15 (m, 1H), 4.48-4.74 (m, 2H), 7.04 (d, J = 10.0 Hz, 1H), 7.99 (dd, J = 4.1 and 1.5 Hz, 1H), 8.28 (d, J = 4.1 Hz, 1H), 8.81 (d, J = 1.5 Hz, 1H).

Example 1.44: Preparation of (1a*S*,5a*S*)-2-(4-Oxy-pyrazin-2-yl)-1a,2,5,5a-tetrahydro-1*H*-2,3-diaza-cyclopropa[a]pentalene-4-carboxylic Acid (1-Fluoromethyl-cyclobutyl)-amide (Compound 924).



The title compound was prepared in a manner similar to that described in **Method UU**, using **Intermediate 5** and 1-(fluoromethyl)cyclobutanamine hydrochloride, which was prepared in a similar manner to that described in **Example 1.58, Step A to Step E**, using (1-aminocyclobutyl)methanol. LCMS m/z = 344.2 $[M+H]^+$; 1H NMR (400 MHz, $CDCl_3$) δ 0.48 (td, J = 4.6 and 3.2 Hz, 1H), 1.24-1.29 (m, 1H), 1.85-1.95 (m, 1H), 2.00-2.10 (m, 1H), 2.27-2.47 (m, 5H), 2.70-2.75 (m, 1H), 2.91 (d, J = 17.3 Hz, 1H), 3.00 (dd, J = 16.7 and 6.2 Hz, 1H), 4.68 (d, J = 47.8 Hz, 2H), 6.98 (s, 1H), 7.97 (dd, J = 4.1 and 1.5 Hz, 1H), 8.28 (dd, J = 4.1 and 0.7 Hz, 1H), 8.80 (dd, J = 1.5 and 0.7 Hz, 1H).

Example 1.45: Preparation of (1a*R*,5a*R*)-2-(4-Fluoro-pyridin-2-yl)-1a,2,5,5a-tetrahydro-1*H*-2,3-diaza-cyclopropa[a]pentalene-4-carboxylic Acid (2-Hydroxy-1,1-dimethyl-ethyl)-amide (Compound 931).



Step A: Preparation of 2-Hydrazinyl-4-iodopyridine.

To a solution of 2-fluoro-4-iodopyridine (7.00 g, 31.4 mmol) in ethanol (60 mL) was added hydrazine monohydrate (15.23 mL, 314 mmol). The mixture was stirred at 40 °C for 15 h then concentrated. The resulting residue was triturated with 1:1 hexanes/ether. The remaining solid was further triturated with water then dried under vacuum to give the title compound (6.6 g) as a tan solid. LCMS m/z = 235.9 $[M+H]^+$. 1H NMR (400 MHz, DMSO- d_6) δ 4.15 (s, 2H), 6.86 (dd, J = 5.2, 1.5 Hz, 1H), 7.13 (d, J = 1.5 Hz, 1H), 7.56 (s, 1H), 7.67 (d, J = 5.3 Hz, 1H).

Step B: Preparation of (1*R*,5*aR*)-2-(4-Iodo-pyridin-2-yl)-1*a*,2,5,5*a*-tetrahydro-1*H*-2,3-diaza-cyclopropa[*a*]pentalene-4-carboxylic Acid Ethyl Ester.

To a solution of (1*R*,5*S*)-bicyclo[3.1.0]hexan-2-one (2.045 g, 21.27 mmol) and diethyl oxalate (2.91 mL, 21.27 mmol) in absolute ethanol (100 mL) was added a 1.0 M THF solution of potassium 2-methylpropan-2-olate (21.27 mL, 21.27 mmol). The mixture was stirred at 40 °C for 4 h. 2-Hydrazinyl-4-iodopyridine (5.00 g, 21.27 mmol) was added followed by a 3.0 M aqueous solution of hydrogen chloride (21.27 mL, 63.8 mmol). The reaction was stirred at 45 °C, for 16 h. Brine (150 mL) was added. The mixture was extracted with dichloromethane (3 x 50 mL). The combined organic extracts were washed with brine (100 mL), dried (MgSO₄), filtered, and then concentrated. The residue was purified by silica gel flash chromatography to give the title compound (5.8 g) as a white solid. LCMS m/z = 396.1 $[M+H]^+$; 1H NMR (400 MHz, CDCl₃) δ 0.44 (td, J = 4.7, 3.5 Hz, 1H), 1.25 (td, J = 8.0, 5.1 Hz, 1H), 1.40 (t, J = 7.1 Hz, 3H), 2.22-2.29 (m, 1H), 2.80-2.85 (m, 1H), 2.85 (d, J = 17.1 Hz, 1H), 2.97 (dd, J = 16.9, 6.6 Hz, 1H), 4.39 (q, J = 7.1 Hz, 2H), 7.57 (dd, J = 5.2, 1.4 Hz, 1H), 8.10 (d, J = 5.2 Hz, 1H), 8.48 (s, 1H).

Step C: Preparation of (1*R*,5*aR*)-2-(4-Iodo-pyridin-2-yl)-1*a*,2,5,5*a*-tetrahydro-1*H*-2,3-diaza-cyclopropa[*a*]pentalene-4-carboxylic Acid.

To a solution of (1*R*,5*aR*)-2-(4-iodo-pyridin-2-yl)-1*a*,2,5,5*a*-tetrahydro-1*H*-2,3-diaza-cyclopropa[*a*]pentalene-4-carboxylic acid ethyl ester in MeOH (10.00 mL) and THF (10.00 mL) was added a 2 M aqueous solution of sodium hydroxide (5.20 mL, 10.40 mmol). The mixture was stirred at room temperature for 2 h then concentrated. The remaining solid was dissolved in water (30 mL). The solution was acidified to pH ~2 by addition of 6 M aqueous HCl. The resulting precipitate was collected by filtration, rinsed with water, then dried to give the title compound (190 mg) as a white solid. LCMS m/z = 368.1 $[M+H]^+$.

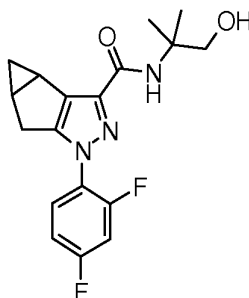
Step D: Preparation of (1aR,5aR)-2-(4-Fluoro-pyridin-2-yl)-1a,2,5,5a-tetrahydro-1H-2,3-diaza-cyclopropa[a]pentalene-4-carboxylic Acid.

To a solution of (1aR,5aR)-2-(4-iodo-pyridin-2-yl)-1a,2,5,5a-tetrahydro-1H-2,3-diaza-cyclopropa[a]pentalene-4-carboxylic acid (174 mg, 0.47 mmol) in DMSO (2.5 mL) was added cesium fluoride (500 mg, 3.29 mmol). The mixture was heated under microwave irradiation at 200 °C for 60 min. The mixture was purified by preparative HPLC to give the title compound as a white solid (85 mg). LCMS m/z = 260.1 $[M+H]^+$.

Step E: Preparation of (1aR,5aR)-2-(4-Fluoro-pyridin-2-yl)-1a,2,5,5a-tetrahydro-1H-2,3-diaza-cyclopropa[a]pentalene-4-carboxylic Acid (2-Hydroxy-1,1-dimethyl-ethyl)-amide.

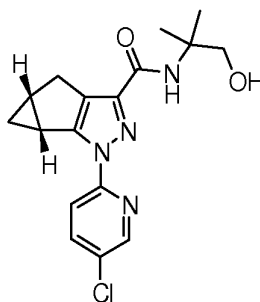
To a solution of (1aR,5aR)-2-(4-fluoro-pyridin-2-yl)-1a,2,5,5a-tetrahydro-1H-2,3-diaza-cyclopropa[a]pentalene-4-carboxylic acid (68 mg, 0.262 mmol), 2-amino-2-methylpropan-1-ol (23.38 mg, 0.262 mmol), and triethylamine (0.073 mL, 0.525 mmol) in DMF (1 mL) was added HATU (105 mg, 0.275 mmol). The reaction was stirred at 23 °C for 20 min then concentrated. The residue was purified by silica gel column chromatography to give the title compound (80 mg) as a white solid. LCMS m/z = 331.3 $[M+H]^+$; 1H NMR (400 MHz, $CDCl_3$) δ 0.46 (td, J = 4.6, 3.4 Hz, 1H), 1.26 (td, J = 7.8, 4.9 Hz, 1H), 1.41 (s, 3H), 1.42 (s, 3H), 2.24-2.30 (m, 1H), 2.79-2.84 (m, 1H), 2.91 (d, J = 16.8 Hz, 1H), 3.00 (dd, J = 16.6, 6.3 Hz, 1H), 3.70 (d, J = 6.4 Hz, 2H), 4.69 (t, J = 6.3 Hz, 1H), 6.93-6.98 (m, 2H), 7.63 (dd, J = 10.1, 2.4 Hz, 1H), 8.43 (dd, J = 8.5, 5.7 Hz, 1H).

Example 1.46: Preparation of 1-(2,4-Difluoro-phenyl)-3b,4,4a,5-tetrahydro-1H-cyclopropa[3,4]cyclopenta[1,2-c]pyrazole-3-carboxylic Acid (2-Hydroxy-1,1-dimethyl-ethyl)-amide (Compound 515).



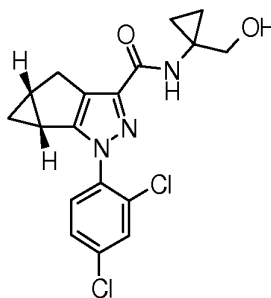
The title compound was prepared in a manner similar to that described in Method X using 2-amino-2-methylpropan-1-ol. LCMS m/z = 348.2 $[M+H]^+$.

Example 1.47: Preparation of (1aR,5aR)-2-(5-Chloro-pyridin-2-yl)-1a,2,5,5a-tetrahydro-1H-2,3-diaza-cyclopropa[a]pentalene-4-carboxylic Acid (2-Hydroxy-1,1-dimethyl-ethyl)-amide (Compound 151).



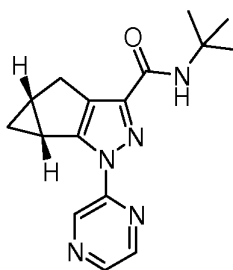
The title compound was prepared in a manner similar to that described in **Method G** using 2-amino-2-methylpropane-1,3-diol and (1aR,5aR)-2-(5-Chloropyridin-2-yl)-1a,2,5,5a-tetrahydro-1H-2,3-diaza-cyclopropa[a]pentalene-4-carboxylic acid. The aforementioned acid was prepared in a similar method as described in **Method A** and **B** using (1R,5S)-bicyclo[3,1,0]hexan-2-one and 5-chloro-2-hydrazinylpyridine. LCMS $m/z = 347.2$ $[M+H]^+$; 1H NMR (400 MHz, $CDCl_3$) δ ppm 0.45 (td, $J = 4.7, 3.3$ Hz, 1H), 1.25 (td, $J = 8.3, 4.4$ Hz, 1H), 1.406 (s, 3H), 1.410 (s, 3H), 2.24-2.30 (m, 1H), 2.75-2.80 (m, 1H), 2.90 (d, $J = 16.6$ Hz, 1H), 3.00 (dd, $J = 16.6, 6.4$ Hz, 1H), 3.70 (s, 2H), 4.63 (bs, 1H), 6.92 (s, 1H), 7.78 (dd, $J = 8.7, 2.5$ Hz, 1H), 7.87 (dd, $J = 8.8, 0.6$ Hz, 1H), 8.41 (dd, $J = 2.5, 0.6$ Hz, 1H).

Example 1.48: Preparation of (1aR,5aR)-2-(2,4-Dichloro-phenyl)-1a,2,5,5a-tetrahydro-1H-2,3-diaza-cyclopropa[a]pentalene-4-carboxylic Acid (1-Hydroxymethyl-cyclopropyl)-amide (Compound 174).



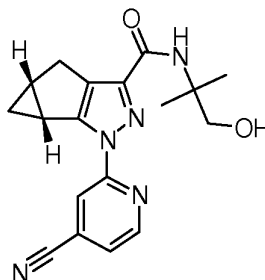
The title compound was prepared in a manner similar to that described in **Method G** using (1aR,5aR)-2-(2,4-dichloro-phenyl)-1a,2,5,5a-tetrahydro-1H-2,3-diaza-cyclopropa[a]pentalene-4-carboxylic acid and (1-hydroxymethyl-cyclopropyl)-amine. LCMS $m/z = 378.2$ $[M+H]^+$; 1H NMR (400 MHz, $CDCl_3$) δ ppm 0.51 (td, $J = 4.6$ and 3.4 Hz, 1H), 0.90-1.03 (m, 4H), 1.14-1.21 (m, 1H), 2.00-2.07 (m, 1H), 2.27-2.37 (m, 1H), 2.97 (d, $J = 16.6$ Hz, 1H), 3.06 (dd, $J = 16.6$ and 6.3 Hz, 1H), 3.71 (s, 2H), 7.28 (bs, 1H), 7.40 (dd, $J = 8.5$ and 2.1 Hz, 1H), 7.44 (d, $J = 8.5$ Hz, 1H), 7.58 (d, $J = 2.1$ Hz, 1H).

Example 1.49: Preparation of (1aR,5aR)-2-Pyrazin-2-yl-1a,2,5,5a-tetrahydro-1H-2,3-diaza-cyclopropa[a]pentalene-4-carboxylic Acid *tert*-Butylamide (Compound 593).



The title compound was prepared in a manner similar to that described in **Method G** using **Intermediate 2** and *tert*-butyl amine. LCMS $m/z = 298.3$ $[M+H]^+$; 1H NMR (400 MHz, $CDCl_3$) δ 0.47 (td, $J = 4.6$ and 3.3 Hz, 1H), 1.22-1.27 (m, 1H), 1.48 (s, 9H), 2.25-2.32 (m, 1H), 2.71-2.76 (m, 1H), 2.93 (d, $J = 16.7$ Hz, 1H), 3.02 (dd, $J = 16.6$ and 6.2 Hz, 1H), 6.79 (s, 1H), 8.42 (br, 1H), 8.49 (d, $J = 2.0$ Hz, 1H), 9.25 (s, 1H).

Example 1.50: Preparation of (1aR,5aR)-2-(4-Cyano-pyridin-2-yl)-1a,2,5,5a-tetrahydro-1H-2,3-diaza-cyclopropa[a]pentalene-4-carboxylic Acid (2-Hydroxy-1,1-dimethyl-ethyl)-amide (Compound 644).

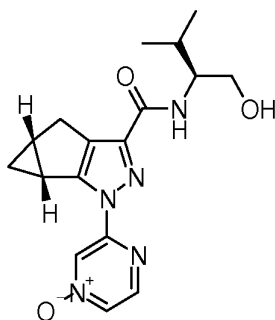


10

The title compound was prepared in a manner similar to that described in **Method T** using (1aR,5aR)-2-(5-bromo-pyrazin-2-yl)-1a,2,5,5a-tetrahydro-1H-2,3-diaza-cyclopropa[a]pentalene-4-carboxylic acid (2-hydroxy-1,1-dimethyl-ethyl)-amide and dicyanozinc. LCMS $m/z = 338.3$ $[M+H]^+$; 1H NMR (400 MHz, $CDCl_3$) δ ppm 0.47 (dd, $J = 4.6$ and 3.4 Hz, 1H), 1.25-1.31 (m, 1H), 1.45 (s, 6H), 2.26-2.34 (m, 1H), 2.78-2.84 (m, 1H), 2.93 (d, $J = 16.1$ Hz, 1H), 3.02 (dd, $J = 16.7$ and 6.3 Hz, 1H), 3.73 (s, 2H), 6.93-6.97 (bs, 1H), 7.43 (dd, $J = 5.0$ and 1.2 Hz, 1H), 8.17 (s, 1H), 8.63 (d, $J = 5.0$, 1H).

Example 1.51: Preparation of (1aR,5aR)-2-(4-Oxy-pyrazin-2-yl)-1a,2,5,5a-tetrahydro-1H-2,3-diaza-cyclopropa[a]pentalene-4-carboxylic Acid ((S)-1-Hydroxymethyl-2-methyl-propyl)-amide (Compound 690).

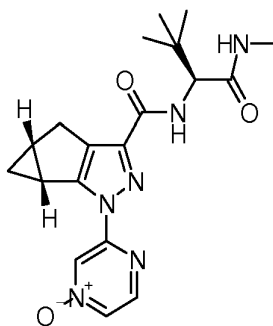
20



The title compound was prepared in a manner similar to that described in **Method**

CCC. LCMS $m/z = 344.3$ $[M+H]^+$; 1H NMR (400 MHz, $CDCl_3$) δ ppm 0.47 (dd, $J = 8.0$ and 4.7 Hz, 1H), 1.02 (t, $J = 7.2$ Hz, 6H), 1.28 (td, $J = 8.0$ and 5.0 Hz, 1H), 2.00-2.05 (m, 1H), 2.28-2.32 (m, 1H), 2.72-2.77 (m, 1H), 2.95 (d, $J = 17.3$ Hz, 1H), 3.02 (dd, $J = 16.7$ and 6.3 Hz, 1H), 3.73-3.89 (m, 3H), 6.98 (d, $J = 8.3$ Hz, NH, 1H), 7.99 (dd, $J = 4.1$ and 1.5 Hz, 1H), 8.28 (d, $J = 4.1$ Hz, 1H), 8.80 (s, 1H).

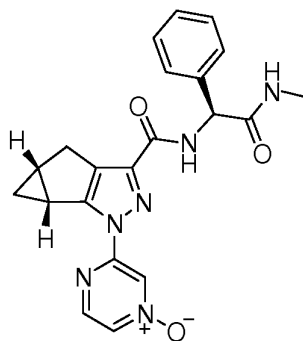
Example 1.52: Preparation of (1aR,5aR)-2-(4-Oxy-pyrazin-2-yl)-1a,2,5,5a-tetrahydro-1H-2,3-diaza-cyclopropa[a]pentalene-4-carboxylic Acid ((S)-2,2-Dimethyl-1-methylcarbamoyl-propyl)-amide (Compound 704).



The title compound was prepared in a manner similar to that described in **Method**

CCC. LCMS $m/z = 385.3$ $[M+H]^+$; 1H NMR (400 MHz, $CDCl_3$) δ ppm 0.44 (dd, $J = 8.0$ and 4.7 Hz, 1H), 1.24-1.29 (m, 1H), 2.26-2.32 (m, 1H), 2.72-2.77 (m, 1H), 2.82 (d, $J = 4.8$ Hz, 3H), 2.88 (d, $J = 16.7$ Hz, 1H), 3.01 (dd, $J = 16.5$ and 6.5 Hz, 1H), 4.30 (d, $J = 9.5$ Hz, 1H), 5.90 (q, $J = 4.4$ Hz, NH, 1H), 7.44 (d, $J = 9.5$ Hz, NH, 1H), 8.00 (dd, $J = 4.1$ and 1.5 Hz, 1H), 8.28 (d, $J = 4.1$ Hz, 1H), 8.84 (s, 1H).

Example 1.53: Preparation of (1aR,5aR)-2-(4-Oxy-pyrazin-2-yl)-1a,2,5,5a-tetrahydro-1H-2,3-diaza-cyclopropa[a]pentalene-4-carboxylic Acid ((S)-Methylcarbamoyl-phenyl-methyl)-amide (Compound 722).

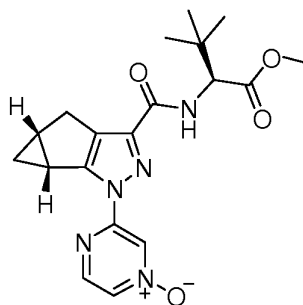


(S)-2-Amino-N-methyl-2-phenylacetamide was prepared in a manner similar to that described in **Method HHH** and **III** using (S)-2-(*tert*-butoxycarbonylamino)-2-phenylacetic acid and methylamine. The title compound was prepared in a manner similar to that described in

5 **Method G** using (1*aR*,5*aR*)-2-(4-oxy-pyrazin-2-yl)-1*a*,2,5,5*a*-tetrahydro-1*H*-2,3-diaza-cyclopropa[a]pentalene-4-carboxylic acid and (S)-2-amino-N-methyl-2-phenylacetamide. LCMS $m/z = 405.3$ $[M+H]^+$; 1H NMR (400 MHz, $CDCl_3$) δ ppm 0.40-0.47 (m, 1H), 1.21-1.29 (m, 1H), 2.23-2.31 (m, 1H), 2.69-2.75 (m, 1H), 2.83 (dd, $J = 4.9$ and 1.9 Hz, 3H), 2.87 (d, $J = 16.9$ Hz, 1H), 2.92-3.00 (m, 1H), 5.50 (d, $J = 6.8$ Hz, 1H), 5.69 (bs, 1H), 7.30-7.41 (m, 3H), 7.43-7.48

10 (m, 2H), 7.97 (dd, $J = 4.0$ and 1.4 Hz, 1H), 7.98-8.03 (m, 1H), 8.26 (d, $J = 4.0$ Hz, 1H), 8.83-8.85 (m, 1H).

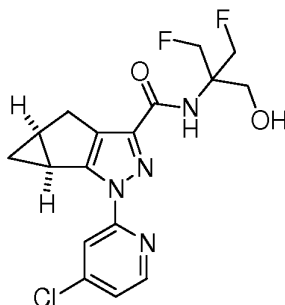
Example 1.54: Preparation of (S)-3,3-Dimethyl-2-[(1*aR*,5*aR*)-2-(4-oxy-pyrazin-2-yl)-1*a*,2,5,5*a*-tetrahydro-1*H*-2,3-diaza-cyclopropa[a]pentalene-4-carbonyl]-amino}-butyric Acid Methyl Ester (Compound 746).



15 The title compound was prepared in a manner similar to that described in **Method CCC**, using (1*aR*,5*aR*)-2-(4-oxy-pyrazin-2-yl)-1*a*,2,5,5*a*-tetrahydro-1*H*-2,3-diaza-cyclopropa[a]pentalene-4-carboxylic acid and (S)-methyl 2-amino-3,3-dimethylbutanoate.

20 LCMS $m/z = 386.2$ $[M+H]^+$; 1H NMR (400 MHz, $CDCl_3$) δ ppm 0.44 (dd, $J = 8.0$ and 4.7 Hz, 1H), 1.06 (s, 9H), 1.24-1.29 (m, 1H), 2.26-2.32 (m, 1H), 2.72-2.77 (m, 1H), 2.90 (d, $J = 16.8$ Hz, 1H), 3.02 (dd, $J = 16.7$ and 6.4 Hz, 1H), 3.75 (s, 3H), 4.58 (d, $J = 9.6$ Hz, 1H), 7.28 (d, $J = 9.6$ Hz, NH, 1H), 8.00 (dd, $J = 4.1$ and 1.4 Hz, 1H), 8.29 (d, $J = 4.1$ Hz, 1H), 8.83 (d, $J = 1.3$ Hz, 1H).

Example 1.55: Preparation of (1a*S*,5a*S*)-2-(4-Chloro-pyridin-2-yl)-1a,2,5,5a-tetrahydro-1*H*-2,3-diaza-cyclopropa[a]pentalene-4-carboxylic Acid (2-Fluoro-1-fluoromethyl-1-hydroxymethyl-ethyl)-amide (Compound 889).



5 Step A: Preparation of Methyl 2-Amino-3-fluoro-2-(fluoromethyl)propanoate.

The title compound was prepared as described in *Synthesis* 1994 vol. 7 pp. 701-702.

Step B: Preparation of 2-[(1a*S*,5a*S*)-2-(4-Chloro-pyridin-2-yl)-1a,2,5,5a-tetrahydro-1*H*-2,3-diaza-cyclopropa[a]pentalene-4-carbonyl]-amino}-3-fluoro-2-fluoromethyl-propionic Acid Methyl Ester.

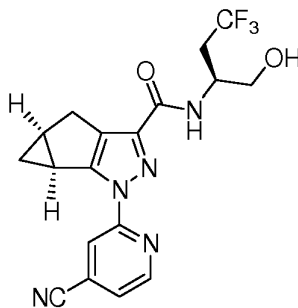
10 To a solution of (1a*S*,5a*S*)-2-(4-chloro-pyridin-2-yl)-1a,2,5,5a-tetrahydro-1*H*-2,3-diaza-cyclopropa[a]pentalene-4-carboxylic acid (100 mg, 0.363 mmol), methyl 2-amino-3-fluoro-2-(fluoromethyl)propanoate hydrochloride (76 mg, 0.399 mmol) and triethylamine (0.101 mL, 0.725 mmol) in DMF (2 mL) was added HATU (138 mg, 0.363 mmol). The reaction was stirred at 50 °C for 2 h, then concentrated. The residue was purified by silica gel flash chromatography
15 to give the title compound as a white solid. LCMS m/z = 411.2 $[M+H]^+$; 1H NMR (400 MHz, $CDCl_3$) δ 0.46 (td, J = 4.7, 3.3 Hz, 1H), 1.25 (td, J = 7.8, 4.7 Hz, 1H), 2.24-2.30 (m, 1H), 2.79-2.84 (m, 1H), 2.89 (d, J = 16.8 Hz, 1H), 2.99 (dd, J = 16.4, 6.2 Hz, 1H), 3.89 (s, 3H), 4.81-5.12 (m, 4H), 7.22 (dd, J = 5.3, 1.8 Hz, 1H), 7.51 (s, 1H), 7.98 (d, J = 1.8 Hz, 1H), 8.36 (d, J = 5.3 Hz, 1H).

20 Step C: Preparation of (1a*S*,5a*S*)-2-(4-Chloro-pyridin-2-yl)-1a,2,5,5a-tetrahydro-1*H*-2,3-diaza-cyclopropa[a]pentalene-4-carboxylic Acid (2-Fluoro-1-fluoromethyl-1-hydroxymethyl-ethyl)-amide.

To a solution of 2-[(1a*S*,5a*S*)-2-(4-chloro-pyridin-2-yl)-1a,2,5,5a-tetrahydro-1*H*-2,3-diaza-cyclopropa[a]pentalene-4-carbonyl]-amino}-3-fluoro-2-fluoromethyl-propionic acid methyl ester (130 mg, 0.316 mmol) in THF (2 mL) and MeOH (0.200 mL) was added sodium borohydride (23.94 mg, 0.633 mmol). The reaction was stirred at 23 °C for 2 h. Saturated aqueous $NaHCO_3$ (15 mL) was added. The mixture was extracted with dichloromethane (3 x 15 mL). The combined organic extracts were dried ($MgSO_4$), filtered, then concentrated. The residue was purified by silica gel flash chromatography to give the title compound (106 mg) as a
25 white solid. LCMS m/z = 383.2 $[M+H]^+$; 1H NMR (400 MHz, $CDCl_3$) δ 0.46 (td, J = 4.6, 3.5 Hz, 1H), 1.27 (td, J = 8.0, 4.9 Hz, 1H), 2.25-2.31 (m, 1H), 2.80-2.85 (m, 1H), 2.89 (d, J = 16.9
30 Hz, 1H).

Hz, 1H), 2.99 (dd, $J = 16.6, 6.3$ Hz, 1H), 3.96 (d, $J = 5.9$ Hz, 2H), 4.25 (t, $J = 6.8$ Hz, 1H), 4.55-4.84 (m, 4H), 7.23 (dd, $J = 5.3, 1.8$ Hz, 1H), 7.27 (s, 1H), 7.92 (d, $J = 1.6$ Hz, 1H), 8.36 (d, $J = 5.3$ Hz, 1H).

Example 1.56: Preparation of (1a*S*,5a*S*)-2-(4-Cyano-pyridin-2-yl)-1a,2,5,5a-tetrahydro-1*H*-2,3-diaza-cyclopropa[*a*]pentalene-4-carboxylic Acid ((*S*)-3,3,3-Trifluoro-1-hydroxymethyl-propyl)-amide (Compound 891).



Step A: Preparation of (1a*S*,5a*S*)-2-(4-Bromo-pyridin-2-yl)-1a,2,5,5a-tetrahydro-1*H*-2,3-diaza-cyclopropa[*a*]pentalene-4-carboxylic Acid.

To a solution of (1a*S*,5a*S*)-2-(4-bromo-pyridin-2-yl)-1a,2,5,5a-tetrahydro-1*H*-2,3-diaza-cyclopropa[*a*]pentalene-4-carboxylic acid ethyl ester (1.00 g, 2.87 mmol) in methanol (5 mL) and THF (5.00 mL) was added a 2.0 M aqueous solution of sodium hydroxide (2.87 mL, 5.74 mmol). The reaction was stirred at 23 °C for 2 h. The organic solvents were removed by distillation. The remaining aqueous solution was diluted with water (20 mL) then acidified to pH ~2 by addition of 6 M aq. HCl. The resulting precipitate was collected by filtration, rinsed with water, then dried under vacuum to give the title compound (0.87 g) as a white solid. LCMS $m/z = 320.0$ [M+H]⁺.

Step B: Preparation of (1a*S*,5a*S*)-2-(4-Cyano-pyridin-2-yl)-1a,2,5,5a-tetrahydro-1*H*-2,3-diaza-cyclopropa[*a*]pentalene-4-carboxylic Acid.

(1a*S*,5a*S*)-2-(4-Bromo-pyridin-2-yl)-1a,2,5,5a-tetrahydro-1*H*-2,3-diaza-cyclopropa[*a*]pentalene-4-carboxylic acid (0.87 g, 2.72 mmol) was dissolved in DMA (10 mL). Sodium hydride (0.109 g, 2.72 mmol) was added, and nitrogen was bubbled through the mixture for 10 min. Zinc(II) cyanide (0.638 g, 5.44 mmol) and palladium tetrakis(triphenylphosphine) (0.157 g, 0.136 mmol) were added. The reaction was stirred under microwave heating in a sealed tube at 120 °C for 2 h. Water (25 mL) and 6 M aqueous HCl (1 mL) were added. The mixture was extracted with 25% iPrOH/dichloromethane (3 x 25 mL) (The biphasic mixture was filtered after the first extraction to clear up an emulsion). The combined organic extracts were dried (MgSO₄), filtered, then concentrated. The residue was purified by flash chromatography to give the title compound (0.68 g) as a tan solid. LCMS $m/z = 267.0$ [M+H]⁺.

Step C: Preparation of (*S*)-2-Amino-4,4,4-trifluorobutan-1-ol.

To an ice-cooled solution of (*S*)-2-(tert-butoxycarbonylamino)-4,4,4-trifluorobutanoic acid (1.0 g, 3.89 mmol) and *N*-ethyl-*N*-isopropylpropan-2-amine (0.813 mL, 4.67 mmol) in THF (15 mL) was added dropwise ethyl chloroformate (0.409 mL, 4.28 mmol). The cooling bath was removed and the mixture was stirred at 23 °C for 2 h. The mixture was filtered to remove the white precipitate, and the filtrate was treated with a 2 M THF solution of lithium borohydride (1.944 mL, 3.89 mmol) resulting in vigorous gas evolution. The mixture was stirred at room temperature for 2 h. Brine (25 mL) was added. The mixture was extracted with ethyl acetate (3 x 25 mL). The combined organic extracts were dried (MgSO₄), filtered, then concentrated under vacuum. The residue was purified by silica gel flash chromatography to give (*S*)-tert-butyl 4,4,4-trifluoro-1-hydroxybutan-2-ylcarbamate (0.80 g) as a white solid. This solid was treated with 4 M HCl in dioxane (10 mL) for 60 min then concentrated to give the HCl salt of the title compound (0.54 g) as a white solid. ¹H NMR (400 MHz, CD₃OD) δ 2.55-2.79 (m, 2H), 3.42 (bs, 1H), 3.54 (dd, *J* = 11.6, 5.6 Hz, 1H), 3.66 (dd, *J* = 11.6, 3.9 Hz, 1H), 3.53 (bs, 1H), 8.27 (bs, 3H).

Step D: Preparation of (1*aS*,5*aS*)-2-(4-Cyano-pyridin-2-yl)-1*a*,2,5,5*a*-tetrahydro-1*H*-2,3-diaza-cyclopropa[*a*]pentalene-4-carboxylic Acid ((*S*)-3,3,3-Trifluoro-1-hydroxymethyl-propyl)-amide.

To a solution of (1*aS*,5*aS*)-2-(4-cyano-pyridin-2-yl)-1*a*,2,5,5*a*-tetrahydro-1*H*-2,3-diaza-cyclopropa[*a*]pentalene-4-carboxylic acid (75 mg, 0.282 mmol) and triethylamine (0.118 mL, 0.845 mmol) in DMF (1 mL) was added HATU (118 mg, 0.310 mmol). The reaction was stirred at 23 °C, for 5 min, then was added (*S*)-2-amino-4,4,4-trifluorobutan-1-ol hydrochloride (55.6 mg, 0.310 mmol). The reaction was stirred at 23 °C for 30 min, then concentrated. The residue was purified by silica gel flash chromatography to give the title compound (86 mg) as a white solid. LCMS *m/z* = 392.4 [M+H]⁺; ¹H NMR (400 MHz, CDCl₃) δ 0.47 (td, *J* = 4.7, 3.2 Hz, 1H), 1.27 (td, *J* = 8.1, 4.8 Hz, 1H), 2.26-2.32 (m, 1H), 2.54-2.69 (m, 3H), 2.77-2.82 (m, 1H), 2.93 (d, *J* = 16.8 Hz, 1H), 3.01 (dd, *J* = 16.6, 6.1 Hz, 1H), 3.88 (d, *J* = 2.9 Hz, 2H), 4.33-4.41 (m, 1H), 7.23 (d, *J* = 8.2 Hz, 1H), 7.41 (dd, *J* = 5.1, 1.4 Hz, 1H), 8.17 (t, *J* = 0.8 Hz, 1H), 8.62 (dd, *J* = 5.1, 0.6 Hz, 1H).

Example 1.57: Preparation of (1*aR*,5*aR*)-2-(4-Oxy-pyrazin-2-yl)-1*a*,2,5,5*a*-tetrahydro-1*H*-2,3-diaza-cyclopropa[*a*]pentalene-4-carboxylic Acid ((*S*)-1-Hydroxymethyl-2,2-dimethyl-propyl)-amide (Compound 629).

To a solution of (1*aR*,5*aR*)-2-pyrazin-2-yl-1*a*,2,5,5*a*-tetrahydro-1*H*-2,3-diaza-cyclopropa[*a*]pentalene-4-carboxylic acid ((*S*)-1-hydroxymethyl-2,2-dimethyl-propyl)-amide (1.024 g, 3.0 mmol) in formic acid (10 mL) was added hydrogen peroxide (35% in water, 0.582 mL, 6.00 mmol). The reaction was stirred at 45 °C for 72 h and concentrated. The residue was dissolved in THF/MeOH (40mL/40mL) and added lithium hydroxide (1.437 g, 60.0 mmol) in water (5 mL). The reaction was stirred at room temperature for 1 h and neutralized with NH₄Cl

solution. After removal of the organic solvent, the mixture was extracted with EtOAc. The organics were purified by silica gel column chromatography. The resulting oil was treated with ACN (5 mL) and concentrated to give the title compound (0.49 g) as a white solid. LCMS m/z = 358.4 $[M+H]^+$; 1H NMR (400 MHz, $CDCl_3$) δ ppm 0.47 (dd, J = 8.0 and 4.7 Hz, 1H), 1.05 (s, 9H), 1.28 (td, J = 7.9 and 5.0 Hz, 1H), 2.28-2.32 (m, 1H), 2.72-2.76 (m, 1H), 2.92 (d, J = 17.0 Hz, 1H), 3.02 (dd, J = 16.7 and 6.4 Hz, 1H), 3.67 (dd, J = 11.9 and 8.8 Hz, 1H), 3.92-3.98 (m, 2H), 6.97 (d, J = 8.7 Hz, NH, 1H), 8.00 (dd, J = 4.1 and 1.5 Hz, 1H), 8.28 (d, J = 4.1 Hz, 1H), 8.79 (s, 1H).

Example 1.58: Preparation of (1a*S*,5a*S*)-2-(4-Oxy-pyrazin-2-yl)-1a,2,5,5a-tetrahydro-1*H*-2,3-diaza-cyclopropa[*a*]pentalene-4-carboxylic Acid ((*S*)-1-Fluoromethyl-2,2-dimethyl-propyl)-amide (Compound 916).

Step A: Preparation of (*S*)-2-(Benzylamino)-3,3-dimethylbutan-1-ol.

(*S*)-2-Amino-3,3-dimethylbutan-1-ol (4.01 g, 34.2 mmol) was dissolved in benzene (120 mL). Benzaldehyde (3.65 mL, 35.9 mmol) and p-TsOH monohydrate (1.302 mg, 6.84 μ mol) were added. The reaction mixture was heated at reflux for 5 h using Dean-Stark to remove water, the mixture was then concentrated. The residue was dissolved in anhydrous MeOH (100 mL), cooled down in an ice-water bath, and added sodium borohydride (1.942 g, 51.3 mmol) slowly. The reaction mixture was stirred for 30 min, quenched with 1 N NaOH solution, diluted with water, and extracted with ethyl acetate. The combined organics were washed with water, dried over anhydrous Na_2SO_4 , filtered, then concentrated to give the title compound (5.77 g) as a colorless oil without further purification. LCMS m/z = 208.2 $[M+H]^+$; 1H NMR (400 MHz, $CDCl_3$) δ 0.88 (s, 9H), 2.33 (dd, J = 6.4 and 4.7 Hz, 1H), 3.34 (dd, J = 10.6 and 6.4 Hz, 1H), 3.59 (dd, J = 10.6 and 4.7 Hz, 1H), 3.76 and 3.85 (dd, J = 12.8 Hz, 2H), 7.20-7.27 (m, 5H).

Step B: Preparation of (4*S*)-4-(*tert*-Butyl)-3-(phenylmethyl)-1,2,3-oxathiazolidine-2-oxide.

(*S*)-2-(Benzylamino)-3,3-dimethylbutan-1-ol (5.77 g, 27.8 mmol) in dry DCM (100 mL) was cooled down to -20 °C, DIEA (19.39 mL, 111 mmol) was added, followed by thionyl chloride (2.228 mL, 30.6 mmol) in DCM (10 mL). The reaction mixture was stirred for 1 h at this temperature, then concentrated. The residue was purified by column chromatography to give the title compound (6.26 g) as a diastereomeric mixture. LCMS m/z = 254.0 $[M+H]^+$.

Step C: Preparation of (4*S*)-4-(*tert*-Butyl)-3-(phenylmethyl)-1,2,3-oxathiazolidine-2,2-dioxide.

To a solution of (4*S*)-4-(*tert*-butyl)-3-(phenylmethyl)-1,2,3-oxathiazolidine-2-oxide (6.26 g, 24.71 mmol) in acetonitrile (30 mL) and water (30 mL) at 0 °C was added ruthenium chloride hydrate (5.13 mg, 0.025 mmol), followed by sodium periodate (7.93 g, 37.1 mmol). The reaction mixture was slowly warmed to room temperature and stirred for 3 h, diluted with water, extracted with ethyl acetate. The combined organics were washed with water, dried over anhydrous Na_2SO_4 , filtered then concentrated to give the title compound (6.22 g) as an off-white

solid. LCMS m/z = 270.2 $[M+H]^+$; 1H NMR (400 MHz, $CDCl_3$) δ 1.00 (s, 9H), 3.25-3.30 (m, 1H), 4.31-4.40 (m, 2H), 4.47 and 4.55 (dd, J = 15.2 Hz, 2H), 7.30-7.48 (m, 5H).

Step D: Preparation of (S)-N-Benzyl-1-fluoro-3,3-dimethylbutan-2-amine.

To a solution of (4S)-4-(*tert*-butyl)-3-(phenylmethyl)-1,2,3-oxathiazolidine-2,2-dioxide (6.22 g, 23.09 mmol) in THF (100 mL) was added a 1 M solution of tetrabutylammonium fluoride in THF (46.2 mL, 46.2 mmol) at 0 °C. The reaction mixture was warmed to room temperature and stirred overnight. Solvent was evaporated, and ether (50 mL) and 20% H_2SO_4 aqueous solution (20 mL) were added. The reaction mixture was stirred for 2 h at room temperature, diluted with water, neutralized with solid $NaHCO_3$ slowly then extracted with ethyl acetate. The combined organics were dried over anhydrous Na_2SO_4 , filtered, then concentrated. The residue was purified by column chromatography to give the title compound (4.13 g) as a light yellow oil. LCMS m/z = 210.4 $[M+H]^+$; 1H NMR (400 MHz, $CDCl_3$) δ 0.96 (s, 9H), 2.41 (dt, J = 24.7 and 4.3 Hz, 1H), 3.76 (d, J = 13.1 Hz, 1H), 4.01 (d, J = 13.1 Hz, 1H), 4.39-4.72 (m, 2H), 7.23-7.38 (m, 5H).

Step E: Preparation of (S)-1-Fluoro-3,3-dimethylbutan-2-amine Hydrochloride.

To a solution of (S)-N-benzyl-1-fluoro-3,3-dimethylbutan-2-amine (4.12 g, 19.68 mmol) in methanol (50 mL) was added 10% palladium on carbon (2.095 g, 1.968 mmol). The reaction mixture was shaken under H_2 atmosphere (60 Psi) for 24 h, a 1.25 M solution of HCl in ethanol (31.5 mL, 39.4 mmol) was added. The reaction mixture was stirred at room temperature for 1 h. The solid was filtered through Celite, washed with methanol. The filtrate was concentrated to give the title compound (3.1 g). 1H NMR (400 MHz, $DMSO-d_6$) δ 0.96 (s, 9H), 3.11-3.20 (m, 1H), 4.55-4.82 (m, 2H), 8.26 (s, 3H).

Step F: Preparation of (1aS,5aS)-2-(4-Oxy-pyrazin-2-yl)-1a,2,5,5a-tetrahydro-1H-2,3-diaza-cyclopropa[a]pentalene-4-carboxylic Acid ((S)-1-Fluoromethyl-2,2-dimethyl-propyl)-amide.

The title compound was prepared in a manner similar to that described in Method UU, using **Intermediate 5** and (S)-1-fluoro-3,3-dimethylbutan-2-amine hydrochloride. LCMS m/z = 360.2 $[M+H]^+$; 1H NMR (400 MHz, $CDCl_3$) δ 0.50 (td, J = 4.6 and 3.2 Hz, 1H), 1.05 (s, 9 H), 1.25-1.30 (m, 1H), 2.27-2.35 (m, 1H), 2.72-2.77 (m, 1H), 2.95 (dt, J = 16.8 and 0.7 Hz, 1H), 3.01 (dd, J = 16.6 and 5.8 Hz, 1H), 4.03-4.15 (m, 1H), 4.48-4.74 (m, 2H), 7.04 (d, J = 10.1 Hz, 1H), 7.99 (dd, J = 4.1 and 1.5 Hz, 1H), 8.28 (dd, J = 4.1 and 0.6 Hz, 1H), 8.80 (dd, J = 1.5 and 0.7 Hz, 1H).

Example 1.59: Preparation of (1aS,5aS)-2-(4-Oxy-pyrazin-2-yl)-1a,2,5,5a-tetrahydro-1H-2,3-diaza-cyclopropa[a]pentalene-4-carboxylic Acid ((S)-1-Hydroxymethyl-2,2-dimethyl-propyl)-amide (Compound 699, Anhydrous Form).

To a 4L reactor equipped with an overhead stirrer, chiller/heater, and a dropping funnel was added (1aS,5aS)-2-(4-oxy-pyrazin-2-yl)-1a,2,5,5a-tetrahydro-1H-2,3-diaza-

cyclopropa[a]pentalene-4-carboxylic acid ((*S*)-1-hydroxymethyl-2,2-dimethyl-propyl)-amide (Compound **699**, 145 g, 406 mmol), acetonitrile (205 mL, 3925 mmol), and water (290 mL).

The mixture was heated to 60°C and then stirred for 60 min. To the resulting reaction was added an additional amount of water (2900 mL), cooled to 0°C, and allowed to stir for 4 h. The

5 mixture was filtered, the solids washed with water and dried under vacuum at 50°C to provide Compound **699** as the anhydrous form, the material was characterized by PXRD (**Figure 16**), DSC/TGA (**Figure 17**), and DMS (**Figure 18**).

Example 2: Homogeneous Time-Resolved Fluorescence (HTRF®) Assay For Direct cAMP Measurement

A: CB₂ assay

Compounds were screened for agonists and inverse agonists of CB₂ receptor (*e.g.*, human CB₂ receptor) using the HTRF® assay for direct cAMP measurement (Gabriel *et al.*, *ASSAY and Drug Development Technologies*, 1:291-303, 2003) in recombinant CHO-K1 cells stably transfected with the CB₂ receptor. CHO-K1 cells were obtained from ATCC® (Manassas, VA; Catalog # CCL-61). An agonist of the CB₂ receptor was detected in the HTRF® assay for direct cAMP measurement as a compound which decreased cAMP concentration. An inverse agonist of the CB₂ receptor was detected in the HTRF® assay for direct cAMP measurement as a compound which increased cAMP concentration. The HTRF® assay also was used to

10
15
20 determine EC₅₀ values for CB₂ receptor agonists and inverse agonists.

B: CB₁ assay

Compounds were also screened for agonists and inverse agonists of the CB₁ receptor (*e.g.*, human CB₁ receptor) using HTRF® assay for direct cAMP measurement (Gabriel *et al.*, *ASSAY and Drug Development Technologies*, 1:291-303, 2003) in recombinant CHO-K1 cells stably transfected with the CB₁ receptor. CHO-K1 cells were obtained from ATCC® (Manassas, VA; Catalog # CCL-61). An agonist of the CB₁ receptor was detected in the HTRF® assay for direct cAMP measurement as a compound which decreased cAMP concentration. An inverse agonist of the CB₁ receptor was detected in the HTRF® assay for direct cAMP measurement as a compound which increased cAMP concentration. The HTRF® assay also was used to

25
30 determine EC₅₀ values for CB₁ receptor agonists and inverse agonists.

Principle of the assay: The HTRF® assay kit was purchased from Cisbio-US, Inc. (Bedford, MA; Catalog # 62AM4PEC). The HTRF® assay supported by the kit is a competitive immunoassay between endogenous cAMP produced by the CHO-K1 cells and tracer cAMP labeled with the dye d2. The tracer binding is visualized by a monoclonal anti-cAMP antibody labeled with Cryptate. The specific signal (*i.e.*, fluorescence resonance energy transfer, FRET) is

35 inversely proportional to the concentration of unlabeled cAMP in the standard or sample.

Standard curve: The fluorescence ratio (665 nm/620 nm) of the standards (0.17 to 712 nM cAMP) included in the assay was calculated and used to generate a cAMP standard curve according to the kit manufacturer's instructions. The fluorescence ratio of the samples (test compound or compound buffer) was calculated and used to deduce respective cAMP concentrations by reference to the cAMP standard curve.

Setup of the assay: HTRF® assay was carried out using a two-step protocol essentially according to the kit manufacturer's instructions, in 20 µL total volume per well in 384-well plate format (ProxiPlates; PerkinElmer, Fremont, CA; catalog # 6008280). To each of the experimental wells was transferred 1500 recombinant CHO-K1 cells in 5 µL phosphate buffered saline containing calcium chloride and magnesium chloride (PBS+; Invitrogen, Carlsbad, CA; catalog # 14040) followed by test compound in 5 µL assay buffer (PBS+ supplemented with 0.2% BSA, 4 µM forskolin and 1 mM IBMX (Sigma-Aldrich, St. Louis, MO; catalog #s A8806, F6886 and I5879 respectively). The plate was then incubated at room temperature for 1 h. To each well was then added 5 µL cAMP-d2 conjugate in lysis buffer and 5 µL Cryptate conjugate in lysis buffer according to the kit manufacturer's instructions. The plate was then further incubated at room temperature for 1 h, after which the assay plate was read.

Assay readout: The HTRF® readout was accomplished using a PHERAstar (BMG Labtech Inc., Durham, NC) or an EnVision™ (Perkin Elmer, Fremont CA) microplate reader. Certain compounds described herein had hCB₁ EC₅₀ values ranging from about 279 pM to about 76.47 µM in this assay and hCB₂ EC₅₀ values ranging from about 170 pM to about 44.72 µM in this assay. Certain other compounds described herein had hCB₂ EC₅₀ values ranging from about 94 pM to about 2.7 nM in this assay.

Example 3: PathHunter β-Arrestin Assay

A: CB₂ Assay

Compounds were screened for agonists of the human CB₂ receptor using the DiscoverX PathHunter β-arrestin assay which measures the β-arrestin binding to the CB₂ receptor upon its activation. CB₂ was cloned into the pCMV-PK vector (DiscoverX, Fremont, CA; catalog # 93-0167) and transfected into the CHO-K1 EA-Arrestin parental cell line (DiscoverX, Fremont, CA; catalog # 93-0164). CHO-K1 positive clones stably expressing the CB₂-ProLink fusion protein were identified by their responses to the CB₂ agonist CP55,940. Clone # 61 was chosen for its big agonist window and homogenous expression as detected by anti-HA flow cytometry

Principle of the assay: The PathHunter -arrestin assay measures the interaction of β-arrestin with activated GPCRs using Enzyme Fragment Complementation (Yan *et al.*, *J. Biomol. Screen.* 7: 451-459, 2002). A small, 42 amino acid β-galactosidase fragment, ProLink, is fused to the c-terminus of a GPCR, and β-arrestin is fused to the larger β-galactosidase fragment, EA (Enzyme Acceptor). Binding of β-arrestin to the activated GPCR causes the complementation of

the two enzyme fragments, forming an active β -galactosidase enzyme which can be measured using the chemiluminescent PathHunter Flash Detection Kit (DiscoverX, Fremont, CA: catalog # 93-0001).

The assay: The stable CHO-K1 cells expressing CB₂-ProLink fusion protein were plated over night in 384-well plates (Optiplate 384-Plus, PerkinElmer, Fremont CA; catalog # 6007299) at 5000 cells/5 μ L/well in the Opti-MEM medium (Invitrogen, Carlsbad, CA; catalog # 31985088) with 1% FBS. 5 μ L of test compound diluted in Opti-MEM supplemented with 1% BSA was transferred to each well of the Optiplate. The plates were then incubated at 37 °C/5% CO₂ for two hours. 12 μ L of substrate prepared from the PathHunter Flash Detection Kit (DiscoverX, Fremont, CA: catalog # 93-0001) was transferred to each well of the Optiplate. The plate was then incubated in the dark at room temperature for 2 h, after which the assay plate was read.

Assay readout: β -Arrestin assay readout was accomplished using a PHERAstar (BMG Labtech Inc., Durham, NC) or an EnVision™ (PerkinElmer, Fremont CA) microplate reader.

15 **B: CB₁ Assay**

Compounds were screened for agonists of the human CB₁ receptor using the DiscoverX PathHunter β -arrestin assay which measures the β -arrestin binding to the CB₁ receptor upon its activation. CB₁ was cloned into the pCMV-PK vector (DiscoverX, Fremont, CA; catalog # 93-0167) and transfected into the CHO-K1 EA-Arrestin parental cell line (DiscoverX, Fremont, CA; catalog # 93-0164). CHO-K1 positive clones stably expressing the CB₁-ProLink fusion protein were identified by their responses to the CB₁ agonist CP55,940. Clone # 3 was chosen for its big agonist window and homogenous expression as detected by anti-HA flow cytometry

Principle of the assay: The PathHunter β -arrestin assay measures the interaction of β -arrestin with activated GPCRs using Enzyme Fragment Complementation (Yan *et al.*, *J. Biomol. Screen.* 7: 451-459, 2002). A small, 42 amino acid β -galactosidase fragment, ProLink, is fused to the c-terminus of a GPCR, and β -arrestin is fused to the larger β -galactosidase fragment, EA (Enzyme Acceptor). Binding of β -arrestin to the activated GPCR causes the complementation of the two enzyme fragments, forming an active β -galactosidase enzyme which can be measured using the chemiluminescent PathHunter Flash Detection Kit (DiscoverX, Fremont, CA: catalog # 93-0001).

The assay: The stable CHO-K1 cells expressing CB₁-ProLink fusion protein were plated over night in 384-well plates (Optiplate 384-Plus, PerkinElmer, Fremont CA; catalog # 6007299) at 5000 cells/5 μ L/well in the Opti-MEM medium (Invitrogen, Carlsbad, CA; catalog # 31985088) with 1% FBS. 5 μ L of test compound diluted in Opti-MEM supplemented with 1% BSA was transferred to each well of the Optiplate. The plates were then incubated at 37 °C/5% CO₂ for two h. 12 μ L of substrate prepared from the PathHunter Flash Detection Kit

(DiscoverX, Fremont, CA: catalog # 93-0001) was transferred to each well of the Optiplate. The plate was then incubated in the dark at room temperature for 2 h, after which the assay plate was read.

Assay readout: β -Arrestin assay readout was accomplished using a PHERAstar (BMG LABTECH Inc., Durham, NC) or EnVision™ (PerkinElmer, Fremont CA) microplate reader.

Certain compounds described herein had hCB₁ EC₅₀ values ranging from about 2.6 nM to about 89.06 μ M in this assay and hCB₂ EC₅₀ values ranging from about 643 pM to about 7 μ M in this assay. Certain other compounds described herein had hCB₁ EC₅₀ values ranging from about 10.9 nM to about 100 μ M in this assay and hCB₂ EC₅₀ values ranging from about 384 pM to about 100 μ M in this assay.

Each of Compounds 151, 174, 309, 515, 593, 625, 642, 644, 646, 667, 683, 684, 690, 696, 698, 699, 700, 703, 704, 722, 746, 764, 765, 766, 767, 820, 821, 828, 841, 848, 889, 891, 896, 897, 902, 904, 912, 913, 918, 919, 920, 921, 924, 926, 927, 930, and 931 had an hCB₂ EC₅₀ value ranging from about 0.72 nM to about 3 μ M. Compounds 264, 493, and 844 were not tested in this assay.

Certain compounds described herein and their corresponding hCB₂EC₅₀ values are shown below.

Cmpd No.	EC ₅₀
699	5.4 nM
764	5.9 nM
765	1.1 nM
919	2.8 nM
921	2.2 nM
926	4.1 nM

Example 4: Radioligand Binding Assay

Preparation of Membranes: HEK293 cells stably expressing human CB₂ receptor were collected, washed in ice cold PBS, and centrifuged at 48,000 \times g for 20 min at 4 °C. The cell pellet was then collected, resuspended in wash buffer (20 mM HEPES, pH 7.4 and 1 mM EDTA), homogenized on ice using a Brinkman Polytron, and centrifuged at 48,000 \times g for 20 min at 4 °C. The resultant pellet was resuspended in ice cold 20 mM HEPES, pH 7.4, homogenized again on ice, recentrifuged for 20 min at 4 °C, and membrane pellets were then stored at -80 °C until needed.

[³H]CP55,940 and [³H]WIN55,212-2 Radioligand Binding Assays: Radioligand binding assays for human CB₂ receptors were performed using two different agonist radioligands, [³H]CP55,940 and [³H]WIN55,212-2 and similar assay conditions. For both assays, nonspecific binding was determined in the presence of 10 μ M unlabeled compound.

Competition experiments consisted of addition of 20 μ L of assay buffer (50 mM Tris, pH 7.4, 2.5 mM EDTA, 5 mM $MgCl_2$, and 0.5 mg/mL of fatty acid free BSA) containing test compound (concentrations ranging from 1 pM to 100 μ M), 25 μ L of radioligand (1 nM final assay concentration for [3 H]CP55,904 and [3 H]WIN55,212-2), and 50 μ L of membranes (20 μ g/mL final protein for both assays). Incubations were conducted for 1 h at room temperature, assay plates were filtered under reduced pressure over GF/B filters, washed with assay buffer and dried overnight in a 50 $^{\circ}$ C oven. Then, 25 μ L of BetaScint scintillation cocktail was added to each well, and plates were read in a Packard TopCount scintillation counter.

Certain compounds described herein had hCB_1 K_i values ranging from about 124 nM to about 19.36 μ M in this assay and hCB_2 K_i values ranging from about 3.22 nM to about 4.69 μ M in this assay.

Example 5: Effect of Compounds on Osteoarthritis pain.

Injection of monosodium iodoacetate (MIA) into a joint (Kalbhen, 1987) inhibits the activity of glyceraldehyde-3-phosphate dehydrogenase in chondrocytes, resulting in disruption of glycolysis and eventually in cell death. The progressive loss of chondrocytes results in histological and morphological changes of the articular cartilage, closely resembling those seen in osteoarthritis patients.

The osteoarthritis was induced in 200 g male Sprague Dawley rats. After brief anaesthesia by isoflurane rats received a single intra-articular injection of MIA (2 mg) (Sigma Aldrich, Saint Louis, MO, USA; Cat # I9148) dissolved in 0.9% sterile saline in a 50 μ L volume administered through the patella ligament into the joint space of the left knee with a 30G needle. Following the injection, animals were allowed to recover from anaesthesia before being returned to the main housing vivarium.

Typically during disease progression, there was an inflammation period of 0-7 days post-intra-articular injection followed by progressive degeneration of the cartilage and subchondral bone from days 14-55. Efficacy studies with a compound described herein for pain development took place from day 14 onwards and were performed twice a week with at least 3 days' wash-out in between each assay. Three different assays were used to measure pain. Tactile allodynia was measured via von Frey assay, hind limb paw weight distribution was monitored using an incapacitance tester (Columbus Instruments, Columbus, OH, USA) and hind limb grip strength was measured using a grip strength meter (Columbus Instruments, Columbus, OH, USA). Briefly, the von Frey assay was performed using the standard up down method with von-Frey filaments. Hind paw weight distribution was determined by placing rats in a chamber so that each hind paw rests on a separate force plate of the incapacitance tester. The force exerted by each hind limb (measured in grams) is averaged over a 3 second period. Three measurements were taken for each rat, and the change in hind paw weight distribution calculated. Peak hind

limb grip force was conducted by recoding the maximum compressive force exerted on the hind limb mesh gauge set on the grip strength meter. During the testing, each rat was restrained and the paw of the injected knee was allowed to grip the mesh. The animal was then pulled in an upward motion until their grip was broken. Each rat is tested 3 times, with the contralateral paw used as a control.

Animals were base-lined prior to treatment of the test compound. The MIA treated groups of rats (6 per group) were then dosed with either vehicle (PEG400, orally), Compound **493** (at 3 mg/kg, 10 mg/kg, and 30 mg/kg, orally) or with morphine (3 mg/kg, subcutaneously). Dosing volume was 500 µL. One hour after dosing, von Frey assay, hind limb weight distribution and/or hind limb grip analysis was performed to measure the efficacy of the test compound. Increase in paw withdrawal threshold (PWT) by Compound **493** in comparison with vehicle shown in Figure 2 was indicative of the test compound exhibiting therapeutic efficacy in the MIA model of osteoarthritis.

Example 6: Effects of Compounds on Skin-incision Model in Rats

Postoperative pain was produced by a 1 cm incision of the skin and muscle of the plantar surface of the rat hind paw as described (Brennan *et al.*, 1996), with minor modifications. For surgery, rats weighing 200 to 300 g were anesthetized with 2% isoflurane. The plantar surface of the right hind paw was prepared in a sterile manner with a 10% povidone-iodine solution. A 1 cm longitudinal incision was made with a number 11 blade, through skin and fascia of the plantar aspect of the foot, starting in the middle of the paw and extending toward the heel. The plantaris muscle was elevated and incised longitudinally. After hemostasis with gentle pressure, the skin was apposed with 2 mattress sutures of 5-0 nylon. The animals were allowed to recover individually in their cages with clean bedding.

Two to three hours after surgery, animals were treated with the test compound. Compound **493** were dosed orally at 30 mg/kg. Tactile allodynia was assessed with von Frey hair calibrated to bend at specific weights (0.4, 1, 2, 4, 6, 8, 15 g for animal weighing less than 250 g; 1, 2, 4, 6, 8, 15, 26 g for animal weighing 250 g or more in some experiments). Regions adjacent to incision on the mid-plantar surface were first probed to assess the responsive spots with a von Frey force of 8 g. If there was no withdrawal response, the next higher force (15 g) was used until no response at the highest force (26 g for rats weighing 250 g or higher, 15g for rats weighing less than 250 grams). Once responsive spot was identified, the 50% withdrawal threshold was then determined using the up/down method (Chaplan *et al.*, 1994). Each trial started with a von Frey force of 2 g, if there was no withdrawal response, the next higher force was delivered. If there was a response, the next lower force was delivered. This procedure was performed until no response was made at the highest force (15 g or 26 g depending on animal size) or until four stimuli were delivered following the initial response. The 50% paw

withdrawal threshold (PWT) was then calculated as described in Chaplan *et al.*, 1994 (Chaplan S. R., Bach F. W., Pogrel J. W., Chung J. M., Yaksh T. L.: Quantitative assessment of tactile allodynia in the rat paw. *J. Neuroscience Methods* 1994, 531(1):1022-1027). Figure 4 shows the pain response of the animals treated with Compound 493 (dosed orally at 30 mg/kg) compared with vehicle and indomethacin (dosed at 30 mg/kg).

Example 7: Effect of compounds on FCA-induced hyperalgesia in rats

Animal info: Male Sprague Dawley rats from Harlan (200-225 g when received) were used. Upon arrival, rats were housed 4 per cage in shoe-box polycarbonate cages with wire tops, wood chip bedding and suspended food and water bottles. Animals were acclimated for 5-7 days prior to being injected with Freund's complete adjuvant (FCA) (Sigma; catalog # 5881).

Experimental procedure: 2 days (48 h) before testing compounds, baseline readings of all rats were taken right before FCA injection. Rats were then injected with 50 µL FCA containing 1 mg/mL Mtb (*Mycobacterium tuberculosis*) in right hind footpad under inhalation anesthesia (isoflurane). 48 hours after FCA injection, readings were taken as pre-dosing baseline and then rats were dosed orally with 0.5 mL of vehicle or compound (0.5 mL per 250 g rat). Readings were taken again at 1 h post dosing. All readings were taken with an Analgesy-Meter (Ugo Basile) which measures mechanical hyperalgesia via paw pressure.

Clinical scoring: FCA-induced hyperalgesia was tested with an Analgesy-Meter. Briefly, the Analgesy Meter applied an increasing pressure to the right hind paw. The paw withdrawal threshold was the pressure leading to withdrawal.

Drug treatment: 48 hours after FCA injection, baseline readings were taken prior to dosing of compounds, and then rats were dosed orally with vehicle (PEG400) or Compound 493 at 0.1, 1, 3, 10 and 30 mg/kg. Meanwhile a group of rats were dosed orally with 50 mg/kg of Diclofenac as a positive control. Readings were taken again at 1 h post dosing. Dosing volume was 500 µL per 250 g rat. As is apparent from Figure 1, an increase in paw withdrawal threshold (PWT) for Compound 493 in comparison with the vehicle indicates Compound 493 exhibited therapeutic efficacy in the FCA-induced hyperalgesia model of inflammatory pain at 1 h post dosing.

Example 8: Paclitaxel-induced Allodynia in Sprague Dawley Rats.

The mitotic inhibitor, paclitaxel (Taxol®) is one of the most effective and frequently used chemotherapeutic agents for the treatment of solid tumors as well as ovarian and breast cancers. Therapy however is often associated with the unwanted side effects of painful peripheral neuropathy.

Animals: Male Sprague Dawley rats [200-250 g] (Harlan Laboratories Inc., Livermore, CA) were housed three per cage and maintained in a humidity-controlled (40-60%) and

temperature-controlled (68-72 °F) facility on a 12 h:12 h light/dark cycle (lights on at 6:30 am) with free access to food (Harlan Teklad, Orange, CA, Rodent Diet 8604) and water. Rats were allowed one week of habituation to the animal facility before starting treatment.

Induction of Allodynia: Rats were treated intraperitoneally, with 2 mg/kg of paclitaxel (Sigma Aldrich, Saint Louis, MO) in 10% Cremophor vehicle (500 µL) on days 0, 2, 4, and 6.

Clinical scoring: Tactile allodynia was tested using von Frey filaments. Briefly, the von Frey assay was performed using the standardized up down method with von Frey filaments, that determine the tactile sensitivity of the paw. By applying the increasingly or decreasingly thicker filaments to the paw in a logarithmic scale of actual force, a linear scale of perceived intensity is determined.

Drug treatment: Eight days after the start of paclitaxel dosing, a baseline measurement (von Frey assay) was performed prior to dosing of compounds. The paclitaxel treated groups of rats (6 per group) were dosed orally, with vehicle (PEG400) or 10 mg/kg Compound **493**. As a positive control, rats were dosed intraperitoneally with 100 mg/kg gabapentin in water. The dosing volume for oral and peritoneal treatment was 500 µL. The von Frey assay was performed to measure the efficacy of the test compound 30, 60 and 180 minutes after dosing. An increase in paw withdrawal threshold (PWT) by treatment with Compound **493** in comparison with vehicle and gabapentin was indicative of the test compound exhibiting therapeutic efficacy in paclitaxel model of cancer pain. The time course shows maximum efficacy at 1 h post-dosing. See Figure 3.

Example 9: Effects of Compounds on Body Temperature and Locomotor Activity in Rats.

Animals: Male Sprague-Dawley rats (300-400 g) were housed three per cage and maintained in a humidity-controlled (30-70%) and temperature-controlled (20-22 °C) facility on a 12 h:12 h light/dark cycle (lights on at 7:00 am) with free access to food (Harlan-Teklad, Orange, CA, Rodent Diet 8604) and water. Rats were allowed one week of habituation to the animal facility before testing.

Measurement of body temperature and locomotor activity: Body temperature was measured using a stainless steel rat temperature probe connected to a temperature display device (Physitemp TH-5). The probe was inserted rectally to a depth of 1 inch and the reading was recorded approximately 10 s after insertion, when the reading had stabilized. Body temperature was measured immediately before (time 0) and 60 min post-administration of compounds. Locomotor activity was measured using the Hamilton-Kinder Motor Monitor system, which detected blockage of photocell beams in a standard rat cage and transfers this data to a computer. Motor activity was measured for 30 min starting immediately after the second body temperature measurement, from 60 to 90 min post-administration. Compounds were dosed orally in a volume of 2 to 6 mL/kg, suspended or dissolved in 100% PEG 400.

Example 10: Effects of Compounds on Spinal Nerve Ligation Surgery

Rats receive nerve injury by tight ligation of L5 and L6 spinal nerves close to the spine, before they join (along with L4) to form the sciatic nerve. For this surgery, animals are placed under general anesthesia using continuous inhalation of isoflurane. Surgery is performed in a dedicated surgery room, using sterile instruments, surgical gloves, and aseptic procedures to prevent clinical infections. The surgical site is shaved and disinfected with iodine solution and alcohol. Animals are observed continuously for their level of anesthesia, testing for the animal's reflex response to tail or paw pinch. A heating pad is used to maintain body temperature both during the procedure and while the animals are recovering from anesthesia. For this procedure, a skin incision is made over the lower back at the level of L4-L6, and the muscle, ligaments, and facet joints are cut away from the spine. Correct location is confirmed by identifying the pelvis and the L5 transverse process. The L5 transverse is carefully removed to expose the L4 and L5 nerves. L5 is carefully hooked (with a pulled glass hook) without damaging L4 and tightly ligated (6-0 silk suture). L6 is then located just under the pelvic bone, hooked and ligated as well. The wound is debrided and closed with internal sutures and external staples. Animals are administered a post-surgery injection of lactated Ringer's solution and returned to their home cages. They are carefully monitored until completely recovered from anesthesia (defined as the ability to move without significant ataxia), typically less than 10 min. Any animal with loss of motor control of the affected hind paw (L4 motor damage) are euthanized. Neuropathic animals are first tested 7-10 days post surgery for the beginning of tactile allodynia. The allodynia is seen approximately 14 days post surgery and persists for 45-50 days post surgery. During this time analgesic compounds are tested for their ability to reduce or eliminate this chronic pain symptom.

25

Example 11: Effects of Compounds on Chronic Constriction Injury Surgery.

Nerve injury is induced by loose ligature of the sciatic nerve. For this surgery, animals are placed under general anesthesia using continuous inhalation of isoflurane. Surgery is performed in a dedicated surgery room, using sterile instruments, surgical gloves, and aseptic procedures to prevent clinical infections. The surgical site is shaved and disinfected with iodine solution and alcohol. Animals are observed continuously for their level of anesthesia, testing for the animal's reflex response to tail or paw pinch and closely monitoring the animal's breathing. A heating pad is used to maintain body temperature while the animals are recovering from anesthesia. For this procedure, a skin incision is made over the femur and the muscle is bluntly dissected to expose the sciatic nerve. Four loose ligatures (Chromic gut absorbable suture) are placed around the nerve, and the wound is closed with internal sutures and external staples. Animals are administered a post-surgery injection of lactated ringers solution and returned to

35

their home cages. They are carefully monitored until complete recovery from anesthesia (defined as the ability to move without significant ataxia), typically less than 10 min.

Neuropathic animals are first tested 7-15 days post surgery for tactile allodynia. During this time period analgesic compounds are tested for their ability to reduce or eliminate these chronic pain symptoms.

Example 12: Streptozotocin-Induced Painful Diabetic Peripheral Neuropathy (PDPN) Model.

Male Sprague-Dawley rats were injected intraperitoneally with 50 mg/kg of streptozotocin (STZ) in sodium citrate buffer. 10% sucrose water was provided ad libitum for the first 48 hours post-STZ followed by regular drinking water. Rats were monitored once weekly for blood glucose levels and body weights. Development of tactile allodynia over time was analyzed using Von Frey filaments and a 50% withdrawal threshold was determined using Dixon's up-down procedure. The effect of CB2 agonists Compound **699** and Compound **919** on pain threshold was evaluated in diabetic and allodynic rats by administering 10 mg/kg dose of either compound orally in 0.5% methylcellulose vehicle. Tactile allodynia was evaluated at 1, 4 and 6 hours post-dosing. As shown in Figure 13 and Figure 14, both Compound **699** and Compound **919** showed robust and sustained analgesic efficacy over 6 hours in this model.

Example 13: Evaluation of combination of Compound 699 and morphine in relieving osteoarthritis pain.

Monosodium iodoacetate-induced osteoarthritis rats were treated with 10mg/kg dose of Compound **699** as positive control. Sub-efficacious 1mpk (mg per kg) doses of Compound **699** or morphine were administered either alone or in combination and allodynic pain response was evaluated as change in paw withdrawal threshold (PWT) using Von Frey test one hour post-dosing. Compound **699** was administered orally and morphine was administered intraperitoneally. As shown in Figure 15, the increase in PWT by Compound **699** in combination with morphine was greater than that seen by adding the increase in PWT of each compound together.

vehicle	1 mpk morphine	1 mpk Compound 699	10 mpk Compound 699	Compound 699 + morphine
1.13	4.25	6.66	15.00	15.00
4.25	8.44	5.56	6.58	15.00
0.44	5.57	11.69	11.69	15.00
2.00	5.44	5.54	7.80	15.00
2.38	4.72	7.80	15.00	15.00
0.20	2.02	3.58	15.00	7.80

Example 14: Powder X-ray Diffraction.

Powder X-ray Diffraction (PXRD) data were collected on an X'Pert PRO MPD powder diffractometer (PANalytical, Inc.) with a Cu source set at 45 kV and 40 mA, Cu(K α) radiation and an X'Celerator detector. Samples were added to the sample holder and smoothed flat with a spatula and weigh paper. With the samples spinning, X-ray diffractograms were obtained by a 12-min scan over the 2-theta range 5-40 °2 θ . Diffraction data were viewed and analyzed with the X'Pert Data Viewer Software, version 1.0a and X'Pert HighScore Software, version 1.0b.

Example 15: Differential Scanning Calorimetry.

Differential scanning calorimetry (DSC) studies were conducted using a TA Instruments, Q2000 at a heating rate 10°C/min. The instruments were calibrated for temperature and energy using the melting point and enthalpy of fusion of an indium standard. Thermal events (desolvation, melting, etc.) were evaluated using Universal Analysis 2000 software, version 4.1D, Build 4.1.0.16.

Example 16: Thermal Gravimetric Analysis.

Thermogravimetric analyses (TGA) were conducted using a TA Instruments TGA Q500 or Q5000 at a heating rate 10 °C/min. The instruments were calibrated using a standard weight for the balance, and Alumel and Nickel standards for the furnace (Curie point measurements). Thermal events such as weight-loss are calculated using the Universal Analysis 2000 software, version 4.1D, Build 4.1.0.16.

Example 17: Dynamic Moisture-Sorption Analysis.

A dynamic moisture-sorption (DMS) study was conducted using a dynamic moisture-sorption analyzer, VTI Corporation, SGA-100. The instrument was calibrated using polyvinyl pyrrolidone (PVP) and NaCl. Samples were prepared for DMS analysis by placing 5 mg to 20 mg of a sample in a tared sample holder. The sample was placed on the hang-down wire of the VTI balance. A drying step was run, typically at 40 °C and 0.5-1% RH for 1 h. The isotherm temperature is 25 °C. Defined % RH holds typically ranged from 10% RH to 90% RH, with intervals of 10 to 20% RH. A % weight change smaller than 0.010% over 10 min, or up to 2 h, whichever occurred first, was required before continuing to the next % RH hold. The water content of the sample equilibrated as described above was determined at each % RH hold.

The DMS profile (adsorption/desorption isotherm) for the anhydrous crystalline form of Compound **699** is shown in **Figure 18**. The corresponding data in tabular form is provided below:

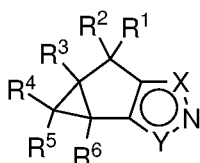
Elapsed Time (min)	Weight (mg)	Weight (% Change)	Sample Temperature	Sample RH (%)
46.6	9.6782	0	25.46	1.1
71.4	9.6928	0.151	25.32	29.94
91.1	9.7055	0.282	25.31	49.86
111.2	9.7248	0.482	25.3	69.77
129.1	9.7344	0.581	25.29	79.70
160.1	9.7519	0.762	25.3	89.72
180.1	9.7291	0.526	25.30	70.11
200.1	9.7134	0.364	25.3	50.07
218.6	9.6957	0.181	25.29	29.99
234.4	9.6859	0.080	25.29	10.06

Those skilled in the art will recognize that various modifications, additions, substitutions, and variations to the illustrative examples set forth herein can be made without departing from the spirit of the invention and are, therefore, considered within the scope of the invention.

5

CLAIMS

1. A composition comprising a compound selected from compounds of Formula **Ia** and pharmaceutically acceptable salts, solvates, hydrates, and *N*-oxides thereof:

**Ia**

wherein:

R^1 , R^2 , R^3 , R^4 , R^5 , and R^6 are each independently selected from: H and C_1 - C_6 alkyl;

X is NR^7 and Y is $CC(O)N(R^8)R^9$; or

X is $CC(O)N(R^8)R^9$ and Y is NR^7 ;

R^7 is $-R^{10}-R^{11}-R^{12}-R^{13}$; wherein:

R^{10} is absent;

R^{11} is absent;

R^{12} is absent; and

R^{13} is selected from: C_1 - C_6 alkyl, aryl, C_3 - C_7 cycloalkyl, heteroaryl, heterocyclyl, and hydroxyl; wherein said C_1 - C_6 alkyl, aryl, and heteroaryl are each optionally substituted with one or two substituents selected from: C_1 - C_6 alkoxy, C_1 - C_6 alkyl, C_1 - C_6 alkylamino, C_1 - C_6 alkylsulfonyl, amino, C_3 - C_7 cycloalkyl, cyano, C_2 - C_8 dialkylamino, C_1 - C_6 haloalkyl, halogen, and hydroxyl;

R^8 is $-R^{14}-R^{15}-R^{16}-R^{17}$; wherein:

R^{14} is selected from: C_1 - C_6 alkylene, C_3 - C_7 cycloalkenylene, C_3 - C_7 cycloalkylene, heteroarylene, and heterocyclylene; wherein said C_1 - C_6 alkylene and heterocyclylene are each optionally substituted with one or more substituents selected from: C_1 - C_6 alkoxycarbonyl, C_1 - C_6 alkyl, C_3 - C_7 cycloalkyl, aryl, carboxy, heteroaryl, heterocyclyl, and hydroxyl; wherein said C_1 - C_6 alkyl and aryl are optionally substituted with one substituent selected from: C_1 - C_6 alkoxy, aryl, halogen, heteroaryl, and hydroxyl; or R^{14} is absent;

R^{15} is selected from: $-C(O)NH-$, $-C(O)-$, $-C(O)O-$, C_1 - C_6 alkylene, C_3 - C_7 cycloalkylene, heteroarylene, and heterocyclylene; wherein said heterocyclylene is optionally substituted with C_1 - C_6 alkyl; or R^{15} is absent;

R^{16} is C_1 - C_6 alkylene; or R^{16} is absent; and

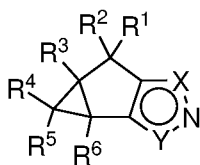
R^{17} is selected from: H, C_1 - C_6 alkoxy, C_1 - C_6 alkyl, C_1 - C_6 alkylamino, C_1 - C_6 alkylcarboxamide, C_2 - C_6 alkynyl, ureyl, amino, aryl, arylamino, arylcarbonyl, aryloxy, carbo- C_1 - C_6 -alkoxy, carboxamide, carboxy, cyano, C_3 - C_7 cycloalkyl, C_5 - C_{11} bicycloalkyl, C_3 - C_7 cycloalkylamino, C_2 - C_8 dialkylamino, C_2 - C_8 dialkylsulfonamide, C_1 - C_6 haloalkyl, heteroaryl, heteroaryloxy, heterobicycyl, heterocyclyl, hydroxyl, and phosphonoxy; wherein said C_1 - C_6 alkylamino, amino, aryl, arylamino, aryloxy, C_5 - C_{11} bicycloalkyl, C_3 - C_7 cycloalkyl, C_3 - C_7 cycloalkylamino, heteroaryl, heterobicycyl, heterocyclyl, and ureyl are each optionally substituted with one or more substituents selected from: C_1 - C_6 alkoxy, C_1 - C_6 alkoxy carbonyl, C_1 - C_6 alkyl, C_1 - C_6 alkylsulfonyl, amino, aryl, carboxy, cyano, C_3 - C_7 cycloalkyl, C_2 - C_8 dialkylamino, C_1 - C_6 haloalkoxy, C_1 - C_6 haloalkyl, halogen, heteroaryl, heterocyclyl, and hydroxyl; and

R^9 is selected from: H, C_1 - C_6 alkyl, and C_3 - C_7 cycloalkyl; or

R^8 and R^9 together with the nitrogen atom to which they are both bonded form a group selected from: heterocyclyl and heterobicycyl, each optionally substituted with one or more substituents selected from: Carbo- C_1 - C_6 -alkoxy, C_1 - C_6 alkoxy, C_1 - C_6 alkyl, aryl, C_1 - C_6 haloalkyl, halogen, heteroaryl, heteroaryloxy, heterocyclyl, and hydroxyl; wherein said aryl, C_1 - C_6 alkyl, and heteroaryl are optionally substituted with one substituent selected from: C_3 - C_7 cycloalkyl, C_1 - C_6 alkoxy, halogen, and hydroxyl,

and one or more known pharmaceutical agents selected from: analgesic agents and antidiabetic agents.

2. A composition comprising a compound selected from compounds of Formula **Ia** and pharmaceutically acceptable salts, solvates, hydrates, and *N*-oxides thereof:



Ia

wherein:

R^1 , R^2 , R^3 , R^4 , R^5 , and R^6 are each independently selected from: H and C_1 - C_6 alkyl;

X is NR^7 and Y is $CC(O)N(R^8)R^9$; or

X is $CC(O)N(R^8)R^9$ and Y is NR^7 ;

R^7 is $-R^{10}-R^{11}-R^{12}-R^{13}$; wherein:

R^{10} is absent;

R^{11} is absent;

R^{12} is absent; and

R^{13} is selected from: C_1-C_6 alkyl, aryl, C_3-C_7 cycloalkyl, heteroaryl, heterocyclyl, and hydroxyl; wherein said C_1-C_6 alkyl, aryl, and heteroaryl are each optionally substituted with one or two substituents selected from: C_1-C_6 alkoxy, C_1-C_6 alkyl, C_1-C_6 alkylamino, C_1-C_6 alkylsulfonyl, amino, C_3-C_7 cycloalkyl, cyano, C_2-C_8 dialkylamino, C_1-C_6 haloalkyl, halogen, and hydroxyl;

R^8 is $-R^{14}-R^{15}-R^{16}-R^{17}$; wherein:

R^{14} is selected from: C_1-C_6 alkylene, C_3-C_7 cycloalkenylene, C_3-C_7 cycloalkylene, heteroarylene, and heterocyclylene; wherein said C_1-C_6 alkylene and heterocyclylene are each optionally substituted with one or more substituents selected from: C_1-C_6 alkoxy, C_1-C_6 alkyl, C_3-C_7 cycloalkyl, aryl, carboxy, heteroaryl, heterocyclyl, and hydroxyl; wherein said C_1-C_6 alkyl and aryl are optionally substituted with one substituent selected from: C_1-C_6 alkoxy, aryl, halogen, heteroaryl, and hydroxyl; or R^{14} is absent;

R^{15} is selected from: $-C(O)NH-$, $-C(O)-$, $-C(O)O-$, C_1-C_6 alkylene, C_3-C_7 cycloalkylene, heteroarylene, and heterocyclylene; wherein said heterocyclylene is optionally substituted with C_1-C_6 alkyl; or R^{15} is absent;

R^{16} is C_1-C_6 alkylene; or R^{16} is absent; and

R^{17} is selected from: H, C_1-C_6 alkoxy, C_1-C_6 alkyl, C_1-C_6 alkylamino, C_1-C_6 alkylcarboxamide, C_2-C_6 alkynyl, ureyl, amino, aryl, arylamino, arylcarbonyl, aryloxy, carbo- C_1-C_6 -alkoxy, carboxamide, carboxy, cyano, C_3-C_7 cycloalkyl, C_5-C_{11} bicycloalkyl, C_3-C_7 cycloalkylamino, C_2-C_8 dialkylamino, C_2-C_8 dialkylsulfonamide, C_1-C_6 haloalkyl, heteroaryl, heteroaryloxy, heterobicyclyl, heterocyclyl, hydroxyl, and phosphonooxy; wherein said C_1-C_6 alkylamino, amino, aryl, arylamino, aryloxy, C_5-C_{11} bicycloalkyl, C_3-C_7 cycloalkyl, C_3-C_7 cycloalkylamino, heteroaryl, heterobicyclyl, heterocyclyl, and ureyl are each optionally substituted with one or more substituents selected from: C_1-C_6 alkoxy, C_1-C_6 alkoxy, C_1-C_6 alkyl, C_1-C_6 alkylsulfonyl, amino, aryl, carboxy, cyano, C_3-C_7 cycloalkyl, C_2-C_8 dialkylamino, C_1-C_6 haloalkoxy, C_1-C_6 haloalkyl, halogen, heteroaryl, heterocyclyl, and hydroxyl; and

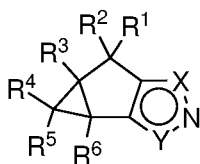
R^9 is selected from: H, C_1-C_6 alkyl, and C_3-C_7 cycloalkyl; or

R^8 and R^9 together with the nitrogen atom to which they are both bonded form a group selected from: heterocyclyl and heterobicyclyl, each optionally substituted with one or more substituents selected from: Carbo- C_1 - C_6 -alkoxy, C_1 - C_6 alkoxy, C_1 - C_6 alkyl, aryl, C_1 - C_6 haloalkyl, halogen, heteroaryl, heteroaryloxy, heterocyclyl, and hydroxyl; wherein said aryl, C_1 - C_6 alkyl, and heteroaryl are optionally substituted with one substituent selected from: C_3 - C_7 cycloalkyl, C_1 - C_6 alkoxy, halogen, and hydroxyl;

one or more known pharmaceutical agents selected from: analgesic agents and antidiabetic agents; and

a pharmaceutically acceptable carrier.

3. A method for preparing a composition comprising the step of admixing a compound selected from compounds of Formula **Ia** and pharmaceutically acceptable salts, solvates, hydrates, and *N*-oxides thereof:



Ia

wherein:

R^1 , R^2 , R^3 , R^4 , R^5 , and R^6 are each independently selected from: H and C_1 - C_6 alkyl;

X is NR^7 and Y is $CC(O)N(R^8)R^9$; or

X is $CC(O)N(R^8)R^9$ and Y is NR^7 ;

R^7 is $-R^{10}-R^{11}-R^{12}-R^{13}$; wherein:

R^{10} is absent;

R^{11} is absent;

R^{12} is absent; and

R^{13} is selected from: C_1 - C_6 alkyl, aryl, C_3 - C_7 cycloalkyl, heteroaryl, heterocyclyl, and hydroxyl; wherein said C_1 - C_6 alkyl, aryl, and heteroaryl are each optionally substituted with one or two substituents selected from: C_1 - C_6 alkoxy, C_1 - C_6 alkyl, C_1 - C_6 alkylamino, C_1 - C_6 alkylsulfonyl, amino, C_3 - C_7 cycloalkyl, cyano, C_2 - C_8 dialkylamino, C_1 - C_6 haloalkyl, halogen, and hydroxyl;

R^8 is $-R^{14}-R^{15}-R^{16}-R^{17}$; wherein:

R^{14} is selected from: C_1 - C_6 alkylene, C_3 - C_7 cycloalkenylene, C_3 - C_7 cycloalkylene, heteroarylene, and heterocyclylene; wherein said C_1 - C_6 alkylene and heterocyclylene are each optionally substituted with one or more substituents selected from: C_1 - C_6 alkoxy, C_1 - C_6 alkyl, C_3 - C_7 cycloalkyl, aryl, carboxy, heteroaryl, heterocyclyl, and hydroxyl; wherein said C_1 - C_6 alkyl and aryl are optionally substituted with one substituent selected from: C_1 - C_6 alkoxy, aryl, halogen, heteroaryl, and hydroxyl; or R^{14} is absent;

R^{15} is selected from: $-C(O)NH-$, $-C(O)-$, $-C(O)O-$, C_1 - C_6 alkylene, C_3 - C_7 cycloalkylene, heteroarylene, and heterocyclylene; wherein said heterocyclylene is optionally substituted with C_1 - C_6 alkyl; or R^{15} is absent;

R^{16} is C_1 - C_6 alkylene; or R^{16} is absent; and

R^{17} is selected from: H, C_1 - C_6 alkoxy, C_1 - C_6 alkyl, C_1 - C_6 alkylamino, C_1 - C_6 alkylcarboxamide, C_2 - C_6 alkynyl, ureyl, amino, aryl, arylamino, arylcarbonyl, aryloxy, carbo- C_1 - C_6 -alkoxy, carboxamide, carboxy, cyano, C_3 - C_7 cycloalkyl, C_5 - C_{11} bicycloalkyl, C_3 - C_7 cycloalkylamino, C_2 - C_8 dialkylamino, C_2 - C_8 dialkylsulfonamide, C_1 - C_6 haloalkyl, heteroaryl, heteroaryloxy, heterobicycyl, heterocyclyl, hydroxyl, and phosphonoxy; wherein said C_1 - C_6 alkylamino, amino, aryl, arylamino, aryloxy, C_5 - C_{11} bicycloalkyl, C_3 - C_7 cycloalkyl, C_3 - C_7 cycloalkylamino, heteroaryl, heterobicycyl, heterocyclyl, and ureyl are each optionally substituted with one or more substituents selected from: C_1 - C_6 alkoxy, C_1 - C_6 alkoxy, C_1 - C_6 alkyl, C_1 - C_6 alkylsulfonyl, amino, aryl, carboxy, cyano, C_3 - C_7 cycloalkyl, C_2 - C_8 dialkylamino, C_1 - C_6 haloalkoxy, C_1 - C_6 haloalkyl, halogen, heteroaryl, heterocyclyl, and hydroxyl; and

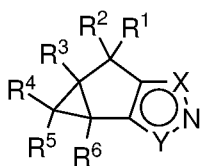
R^9 is selected from: H, C_1 - C_6 alkyl, and C_3 - C_7 cycloalkyl; or

R^8 and R^9 together with the nitrogen atom to which they are both bonded form a group selected from: heterocyclyl and heterobicycyl, each optionally substituted with one or more substituents selected from: Carbo- C_1 - C_6 -alkoxy, C_1 - C_6 alkoxy, C_1 - C_6 alkyl, aryl, C_1 - C_6 haloalkyl, halogen, heteroaryl, heteroaryloxy, heterocyclyl, and hydroxyl; wherein said aryl, C_1 - C_6 alkyl, and heteroaryl are optionally substituted with one substituent selected from: C_3 - C_7 cycloalkyl, C_1 - C_6 alkoxy, halogen, and hydroxyl;

and one or more known pharmaceutical agents selected from: analgesic agents and antidiabetic agents.

4. A composition obtained by a method of claim 3.

5. A method for preparing a composition comprising the step of admixing a compound selected from compounds of Formula **Ia** and pharmaceutically acceptable salts, solvates, hydrates, and *N*-oxides thereof:

**Ia**

wherein:

R^1 , R^2 , R^3 , R^4 , R^5 , and R^6 are each independently selected from: H and C_1 - C_6 alkyl;

X is NR^7 and Y is $CC(O)N(R^8)R^9$; or

X is $CC(O)N(R^8)R^9$ and Y is NR^7 ;

R^7 is $-R^{10}-R^{11}-R^{12}-R^{13}$; wherein:

R^{10} is absent;

R^{11} is absent;

R^{12} is absent; and

R^{13} is selected from: C_1 - C_6 alkyl, aryl, C_3 - C_7 cycloalkyl, heteroaryl, heterocyclyl, and hydroxyl; wherein said C_1 - C_6 alkyl, aryl, and heteroaryl are each optionally substituted with one or two substituents selected from: C_1 - C_6 alkoxy, C_1 - C_6 alkyl, C_1 - C_6 alkylamino, C_1 - C_6 alkylsulfonyl, amino, C_3 - C_7 cycloalkyl, cyano, C_2 - C_8 dialkylamino, C_1 - C_6 haloalkyl, halogen, and hydroxyl;

R^8 is $-R^{14}-R^{15}-R^{16}-R^{17}$; wherein:

R^{14} is selected from: C_1 - C_6 alkylene, C_3 - C_7 cycloalkenylene, C_3 - C_7 cycloalkylene, heteroarylene, and heterocyclylene; wherein said C_1 - C_6 alkylene and heterocyclylene are each optionally substituted with one or more substituents selected from: C_1 - C_6 alkoxycarbonyl, C_1 - C_6 alkyl, C_3 - C_7 cycloalkyl, aryl, carboxy, heteroaryl, heterocyclyl, and hydroxyl; wherein said C_1 - C_6 alkyl and aryl are optionally substituted with one substituent selected from: C_1 - C_6 alkoxy, aryl, halogen, heteroaryl, and hydroxyl; or R^{14} is absent;

R^{15} is selected from: $-C(O)NH-$, $-C(O)-$, $-C(O)O-$, C_1 - C_6 alkylene, C_3 - C_7 cycloalkylene, heteroarylene, and heterocyclylene; wherein said heterocyclylene is optionally substituted with C_1 - C_6 alkyl; or R^{15} is absent;

R^{16} is C_1 - C_6 alkylene; or R^{16} is absent; and

R^{17} is selected from: H, C_1 - C_6 alkoxy, C_1 - C_6 alkyl, C_1 - C_6 alkylamino, C_1 - C_6 alkylcarboxamide, C_2 - C_6 alkynyl, ureyl, amino, aryl, arylamino, arylcarbonyl, aryloxy, carbo- C_1 - C_6 -alkoxy, carboxamide, carboxy, cyano, C_3 - C_7 cycloalkyl, C_5 - C_{11} bicycloalkyl, C_3 - C_7 cycloalkylamino, C_2 - C_8 dialkylamino, C_2 - C_8 dialkylsulfonamide, C_1 - C_6 haloalkyl, heteroaryl, heteroaryloxy, heterobicycyl, heterocyclyl, hydroxyl, and phosphonoxy; wherein said C_1 - C_6 alkylamino, amino, aryl, arylamino, aryloxy, C_5 - C_{11} bicycloalkyl, C_3 - C_7 cycloalkyl, C_3 - C_7 cycloalkylamino, heteroaryl, heterobicycyl, heterocyclyl, and ureyl are each optionally substituted with one or more substituents selected from: C_1 - C_6 alkoxy, C_1 - C_6 alkoxy carbonyl, C_1 - C_6 alkyl, C_1 - C_6 alkylsulfonyl, amino, aryl, carboxy, cyano, C_3 - C_7 cycloalkyl, C_2 - C_8 dialkylamino, C_1 - C_6 haloalkoxy, C_1 - C_6 haloalkyl, halogen, heteroaryl, heterocyclyl, and hydroxyl; and

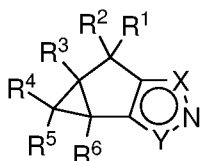
R^9 is selected from: H, C_1 - C_6 alkyl, and C_3 - C_7 cycloalkyl; or

R^8 and R^9 together with the nitrogen atom to which they are both bonded form a group selected from: heterocyclyl and heterobicycyl, each optionally substituted with one or more substituents selected from: Carbo- C_1 - C_6 -alkoxy, C_1 - C_6 alkoxy, C_1 - C_6 alkyl, aryl, C_1 - C_6 haloalkyl, halogen, heteroaryl, heteroaryloxy, heterocyclyl, and hydroxyl; wherein said aryl, C_1 - C_6 alkyl, and heteroaryl are optionally substituted with one substituent selected from: C_3 - C_7 cycloalkyl, C_1 - C_6 alkoxy, halogen, and hydroxyl;

one or more known pharmaceutical agents selected from: analgesic agents and antidiabetic agents; and

a pharmaceutically acceptable carrier.

6. A composition obtained by a method of claim 5.
7. A compound selected from compounds of Formula **Ia** and pharmaceutically acceptable salts, solvates, hydrates, and *N*-oxides thereof:



Ia

wherein:

R^1 , R^2 , R^3 , R^4 , R^5 , and R^6 are each independently selected from: H and C_1 - C_6 alkyl;

X is NR^7 and Y is $CC(O)N(R^8)R^9$; or

X is $CC(O)N(R^8)R^9$ and Y is NR^7 ;

R^7 is $-R^{10}-R^{11}-R^{12}-R^{13}$; wherein:

R^{10} is absent;

R^{11} is absent;

R^{12} is absent; and

R^{13} is selected from: C_1 - C_6 alkyl, aryl, C_3 - C_7 cycloalkyl, heteroaryl, heterocyclyl, and hydroxyl; wherein said C_1 - C_6 alkyl, aryl, and heteroaryl are each optionally substituted with one or two substituents selected from: C_1 - C_6 alkoxy, C_1 - C_6 alkyl, C_1 - C_6 alkylamino, C_1 - C_6 alkylsulfonyl, amino, C_3 - C_7 cycloalkyl, cyano, C_2 - C_8 dialkylamino, C_1 - C_6 haloalkyl, halogen, and hydroxyl;

R^8 is $-R^{14}-R^{15}-R^{16}-R^{17}$; wherein:

R^{14} is selected from: C_1 - C_6 alkylene, C_3 - C_7 cycloalkenylene, C_3 - C_7 cycloalkylene, heteroarylene, and heterocyclylene; wherein said C_1 - C_6 alkylene and heterocyclylene are each optionally substituted with one or more substituents selected from: C_1 - C_6 alkoxycarbonyl, C_1 - C_6 alkyl, C_3 - C_7 cycloalkyl, aryl, carboxy, heteroaryl, heterocyclyl, and hydroxyl; wherein said C_1 - C_6 alkyl and aryl are optionally substituted with one substituent selected from: C_1 - C_6 alkoxy, aryl, halogen, heteroaryl, and hydroxyl; or R^{14} is absent;

R^{15} is selected from: $-C(O)NH-$, $-C(O)-$, $-C(O)O-$, C_1 - C_6 alkylene, C_3 - C_7 cycloalkylene, heteroarylene, and heterocyclylene; wherein said heterocyclylene is optionally substituted with C_1 - C_6 alkyl; or R^{15} is absent;

R^{16} is C_1 - C_6 alkylene; or R^{16} is absent; and

R^{17} is selected from: H, C_1 - C_6 alkoxy, C_1 - C_6 alkyl, C_1 - C_6 alkylamino, C_1 - C_6 alkylcarboxamide, C_2 - C_6 alkynyl, ureyl, amino, aryl, arylamino, arylcarbonyl, aryloxy, carbo- C_1 - C_6 -alkoxy, carboxamide, carboxy, cyano, C_3 - C_7 cycloalkyl, C_5 - C_{11} bicycloalkyl, C_3 - C_7 cycloalkylamino, C_2 - C_8 dialkylamino, C_2 - C_8 dialkylsulfonamide, C_1 - C_6 haloalkyl, heteroaryl, heteroaryloxy, heterobicyclyl, heterocyclyl, hydroxyl, and phosphonoxy; wherein said C_1 - C_6 alkylamino, amino, aryl, arylamino, aryloxy, C_5 - C_{11} bicycloalkyl, C_3 - C_7 cycloalkyl, C_3 - C_7 cycloalkylamino, heteroaryl, heterobicyclyl, heterocyclyl, and ureyl are each optionally substituted with one or more substituents selected from: C_1 - C_6 alkoxy, C_1 - C_6 alkoxycarbonyl, C_1 - C_6 alkyl, C_1 - C_6 alkylsulfonyl, amino, aryl, carboxy, cyano, C_3 - C_7 cycloalkyl,

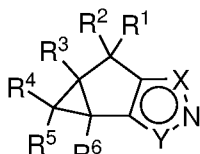
C₂-C₈ dialkylamino, C₁-C₆ haloalkoxy, C₁-C₆ haloalkyl, halogen, heteroaryl, heterocyclyl, and hydroxyl; and

R⁹ is selected from: H, C₁-C₆ alkyl, and C₃-C₇ cycloalkyl; or

R⁸ and R⁹ together with the nitrogen atom to which they are both bonded form a group selected from: heterocyclyl and heterobicyclyl, each optionally substituted with one or more substituents selected from: Carbo-C₁-C₆-alkoxy, C₁-C₆ alkoxy, C₁-C₆ alkyl, aryl, C₁-C₆ haloalkyl, halogen, heteroaryl, heteroaryloxy, heterocyclyl, and hydroxyl; wherein said aryl, C₁-C₆ alkyl, and heteroaryl are optionally substituted with one substituent selected from: C₃-C₇ cycloalkyl, C₁-C₆ alkoxy, halogen, and hydroxyl;

when used in combination with one or more known pharmaceutical agents selected from: analgesic agents and antidiabetic agents.

8. A compound selected from compounds of Formula **Ia** and pharmaceutically acceptable salts, solvates, hydrates, and *N*-oxides thereof:



Ia

wherein:

R¹, R², R³, R⁴, R⁵, and R⁶ are each independently selected from: H and C₁-C₆ alkyl;

X is NR⁷ and Y is CC(O)N(R⁸)R⁹; or

X is CC(O)N(R⁸)R⁹ and Y is NR⁷;

R⁷ is -R¹⁰-R¹¹-R¹²-R¹³; wherein:

R¹⁰ is absent;

R¹¹ is absent;

R¹² is absent; and

R¹³ is selected from: C₁-C₆ alkyl, aryl, C₃-C₇ cycloalkyl, heteroaryl, heterocyclyl, and hydroxyl; wherein said C₁-C₆ alkyl, aryl, and heteroaryl are each optionally substituted with one or two substituents selected from: C₁-C₆ alkoxy, C₁-C₆ alkyl, C₁-C₆ alkylamino, C₁-C₆ alkylsulfonyl, amino, C₃-C₇ cycloalkyl, cyano, C₂-C₈ dialkylamino, C₁-C₆ haloalkyl, halogen, and hydroxyl;

R⁸ is -R¹⁴-R¹⁵-R¹⁶-R¹⁷; wherein:

R^{14} is selected from: C_1 - C_6 alkylene, C_3 - C_7 cycloalkenylene, C_3 - C_7 cycloalkylene, heteroarylene, and heterocyclylene; wherein said C_1 - C_6 alkylene and heterocyclylene are each optionally substituted with one or more substituents selected from: C_1 - C_6 alkoxycarbonyl, C_1 - C_6 alkyl, C_3 - C_7 cycloalkyl, aryl, carboxy, heteroaryl, heterocyclyl, and hydroxyl; wherein said C_1 - C_6 alkyl and aryl are optionally substituted with one substituent selected from: C_1 - C_6 alkoxy, aryl, halogen, heteroaryl, and hydroxyl; or R^{14} is absent;

R^{15} is selected from: $-C(O)NH-$, $-C(O)-$, $-C(O)O-$, C_1 - C_6 alkylene, C_3 - C_7 cycloalkylene, heteroarylene, and heterocyclylene; wherein said heterocyclylene is optionally substituted with C_1 - C_6 alkyl; or R^{15} is absent;

R^{16} is C_1 - C_6 alkylene; or R^{16} is absent; and

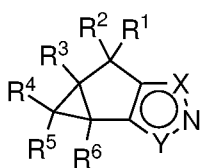
R^{17} is selected from: H, C_1 - C_6 alkoxy, C_1 - C_6 alkyl, C_1 - C_6 alkylamino, C_1 - C_6 alkylcarboxamide, C_2 - C_6 alkynyl, ureyl, amino, aryl, arylamino, arylcarbonyl, aryloxy, carbo- C_1 - C_6 -alkoxy, carboxamide, carboxy, cyano, C_3 - C_7 cycloalkyl, C_5 - C_{11} bicycloalkyl, C_3 - C_7 cycloalkylamino, C_2 - C_8 dialkylamino, C_2 - C_8 dialkylsulfonamide, C_1 - C_6 haloalkyl, heteroaryl, heteroaryloxy, heterobicycyl, heterocyclyl, hydroxyl, and phosphonoxy; wherein said C_1 - C_6 alkylamino, amino, aryl, arylamino, aryloxy, C_5 - C_{11} bicycloalkyl, C_3 - C_7 cycloalkyl, C_3 - C_7 cycloalkylamino, heteroaryl, heterobicycyl, heterocyclyl, and ureyl are each optionally substituted with one or more substituents selected from: C_1 - C_6 alkoxy, C_1 - C_6 alkoxycarbonyl, C_1 - C_6 alkyl, C_1 - C_6 alkylsulfonyl, amino, aryl, carboxy, cyano, C_3 - C_7 cycloalkyl, C_2 - C_8 dialkylamino, C_1 - C_6 haloalkoxy, C_1 - C_6 haloalkyl, halogen, heteroaryl, heterocyclyl, and hydroxyl; and

R^9 is selected from: H, C_1 - C_6 alkyl, and C_3 - C_7 cycloalkyl; or

R^8 and R^9 together with the nitrogen atom to which they are both bonded form a group selected from: heterocyclyl and heterobicycyl, each optionally substituted with one or more substituents selected from: Carbo- C_1 - C_6 -alkoxy, C_1 - C_6 alkoxy, C_1 - C_6 alkyl, aryl, C_1 - C_6 haloalkyl, halogen, heteroaryl, heteroaryloxy, heterocyclyl, and hydroxyl; wherein said aryl, C_1 - C_6 alkyl, and heteroaryl are optionally substituted with one substituent selected from: C_3 - C_7 cycloalkyl, C_1 - C_6 alkoxy, halogen, and hydroxyl;

when used in a method for the treatment of pain in an individual in need thereof, comprising administering to said individual said compound and one or more known pharmaceutical agents selected from: analgesic agents, antidiabetic agents, osteoarthritis agents, and anticancer agents.

9. A pharmaceutical product selected from: a pharmaceutical composition, a formulation, a dosage form, a combined preparation, a twin pack, and a kit; comprising a compound selected from compounds of Formula **Ia** and pharmaceutically acceptable salts, solvates, hydrates, and *N*-oxides thereof:

**Ia**

wherein:

R^1 , R^2 , R^3 , R^4 , R^5 , and R^6 are each independently selected from: H and C_1 - C_6 alkyl;

X is NR^7 and Y is $CC(O)N(R^8)R^9$; or

X is $CC(O)N(R^8)R^9$ and Y is NR^7 ;

R^7 is $-R^{10}-R^{11}-R^{12}-R^{13}$; wherein:

R^{10} is absent;

R^{11} is absent;

R^{12} is absent; and

R^{13} is selected from: C_1 - C_6 alkyl, aryl, C_3 - C_7 cycloalkyl, heteroaryl, heterocyclyl, and hydroxyl; wherein said C_1 - C_6 alkyl, aryl, and heteroaryl are each optionally substituted with one or two substituents selected from: C_1 - C_6 alkoxy, C_1 - C_6 alkyl, C_1 - C_6 alkylamino, C_1 - C_6 alkylsulfonyl, amino, C_3 - C_7 cycloalkyl, cyano, C_2 - C_8 dialkylamino, C_1 - C_6 haloalkyl, halogen, and hydroxyl;

R^8 is $-R^{14}-R^{15}-R^{16}-R^{17}$; wherein:

R^{14} is selected from: C_1 - C_6 alkylene, C_3 - C_7 cycloalkenylene, C_3 - C_7 cycloalkylene, heteroarylene, and heterocyclylene; wherein said C_1 - C_6 alkylene and heterocyclylene are each optionally substituted with one or more substituents selected from: C_1 - C_6 alkoxycarbonyl, C_1 - C_6 alkyl, C_3 - C_7 cycloalkyl, aryl, carboxy, heteroaryl, heterocyclyl, and hydroxyl; wherein said C_1 - C_6 alkyl and aryl are optionally substituted with one substituent selected from: C_1 - C_6 alkoxy, aryl, halogen, heteroaryl, and hydroxyl; or R^{14} is absent;

R^{15} is selected from: $-C(O)NH-$, $-C(O)-$, $-C(O)O-$, C_1 - C_6 alkylene, C_3 - C_7 cycloalkylene, heteroarylene, and heterocyclylene; wherein said heterocyclylene is optionally substituted with C_1 - C_6 alkyl; or R^{15} is absent;

R¹⁶ is C₁-C₆ alkylene; or R¹⁶ is absent; and

R¹⁷ is selected from: H, C₁-C₆ alkoxy, C₁-C₆ alkyl, C₁-C₆ alkylamino, C₁-C₆ alkylcarboxamide, C₂-C₆ alkynyl, ureyl, amino, aryl, arylamino, arylcarbonyl, aryloxy, carbo-C₁-C₆-alkoxy, carboxamide, carboxy, cyano, C₃-C₇ cycloalkyl, C₅-C₁₁ bicycloalkyl, C₃-C₇ cycloalkylamino, C₂-C₈ dialkylamino, C₂-C₈ dialkylsulfonamide, C₁-C₆ haloalkyl, heteroaryl, heteroaryloxy, heterobicycyl, heterocyclyl, hydroxyl, and phosphonoxy; wherein said C₁-C₆ alkylamino, amino, aryl, arylamino, aryloxy, C₅-C₁₁ bicycloalkyl, C₃-C₇ cycloalkyl, C₃-C₇ cycloalkylamino, heteroaryl, heterobicycyl, heterocyclyl, and ureyl are each optionally substituted with one or more substituents selected from: C₁-C₆ alkoxy, C₁-C₆ alkoxy carbonyl, C₁-C₆ alkyl, C₁-C₆ alkylsulfonyl, amino, aryl, carboxy, cyano, C₃-C₇ cycloalkyl, C₂-C₈ dialkylamino, C₁-C₆ haloalkoxy, C₁-C₆ haloalkyl, halogen, heteroaryl, heterocyclyl, and hydroxyl; and

R⁹ is selected from: H, C₁-C₆ alkyl, and C₃-C₇ cycloalkyl; or

R⁸ and R⁹ together with the nitrogen atom to which they are both bonded form a group selected from: heterocyclyl and heterobicycyl, each optionally substituted with one or more substituents selected from: Carbo-C₁-C₆-alkoxy, C₁-C₆ alkoxy, C₁-C₆ alkyl, aryl, C₁-C₆ haloalkyl, halogen, heteroaryl, heteroaryloxy, heterocyclyl, and hydroxyl; wherein said aryl, C₁-C₆ alkyl, and heteroaryl are optionally substituted with one substituent selected from: C₃-C₇ cycloalkyl, C₁-C₆ alkoxy, halogen, and hydroxyl;

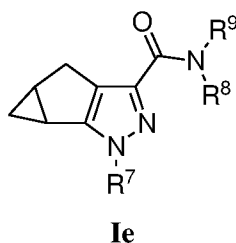
and one or more known pharmaceutical agents selected from: analgesic agents, antidiabetic agents, osteoarthritis agents, and anticancer agents; when used for treating pain in an individual.

10. The composition according to any one of claims 1, 2, 4 or 6, the method according to any one of claims 3 and 5, the compound according to any one of claims 7 and 8, or the pharmaceutical product according to claim 9, wherein the amount of the compound selected from compounds of Formula **1a** and pharmaceutically acceptable salts, solvates, hydrates, and *N*-oxides thereof alone and the amount of the one or more known pharmaceutical agents alone are therapeutically ineffective.
11. The composition according to any one of claims claim 1, 2, 4 or 6, the method according to any one of claims 3 and 5, the compound according to any one of claims 7 and 8, or the pharmaceutical product according to claim 9, wherein the

compound selected from compounds of Formula **1a** and pharmaceutically acceptable salts, solvates, hydrates, and *N*-oxides thereof and the one or more known pharmaceutical agents are admixed with a pharmaceutically acceptable carrier.

12. The compound according to claim 8, or the pharmaceutical product according to claim 9, wherein the individual is a human.
13. The composition according to any one of claims 1, 2, 4 or 6, the method according to any one of claims 3 and 5, the compound according to any one of claims 7 and 8, or the pharmaceutical product according to claim 9, wherein the compound selected from compounds of Formula **1a** and pharmaceutically acceptable salts, solvates, hydrates, and *N*-oxides thereof and the one or more known pharmaceutical agents are each admixed with a different pharmaceutically acceptable carrier.
14. The compound according to claim 8, or the pharmaceutical product according to claim 9, wherein the pain is chosen from: bone and joint pain, pain associated with osteoarthritis, hyperalgesia, allodynia, inflammatory pain, inflammatory hyperalgesia, neuropathic pain, neuropathic hyperalgesia, acute nociception, muscle pain, dental pain, migraine and other headache pain, pain that occurs as an adverse effect of therapeutics in an individual, and pain associated with a disorder selected from: cancer, multiple sclerosis, allergic reactions, nephritic syndrome, scleroderma, thyroiditis, diabetic neuropathy, fibromyalgia, HIV related-neuropathy, sciatica, and autoimmune conditions.
15. The compound according to claim 8, or the pharmaceutical product according to claim 9, wherein the pain is mild to moderate pain.
16. The compound according to claim 8, or the pharmaceutical product according to claim 9, wherein the pain is moderate to moderately severe pain.
17. The compound according to claim 8, or the pharmaceutical product according to claim 9, wherein the pain is acute pain.
18. The compound according to claim 8, or the pharmaceutical product according to claim 9, wherein the pain is chronic pain.

19. The composition according to any one of claims 1, 2, 4 or 6, the method according to any one of claims 3 and 5, the compound according to any one of claims 7 and 8, or the pharmaceutical product according to claim 9, wherein the compound selected from compounds of Formula **1a** and pharmaceutically acceptable salts, solvates, hydrates, and *N*-oxides thereof is selected from compounds of Formula **1e** and pharmaceutically acceptable salts, solvates, hydrates, and *N*-oxides thereof:



wherein:

R^7 is $-R^{10}-R^{11}-R^{12}-R^{13}$; wherein:

R^{10} is absent;

R^{11} is absent;

R^{12} is absent; and

R^{13} is selected from: C_1-C_6 alkyl, aryl, C_3-C_7 cycloalkyl, heteroaryl, heterocyclyl, and hydroxyl; wherein said C_1-C_6 alkyl, aryl, and heteroaryl are each optionally substituted with one or two substituents selected from: C_1-C_6 alkoxy, C_1-C_6 alkyl, C_1-C_6 alkylamino, C_1-C_6 alkylsulfonyl, amino, C_3-C_7 cycloalkyl, cyano, C_2-C_8 dialkylamino, C_1-C_6 haloalkyl, halogen, and hydroxyl;

R^8 is $-R^{14}-R^{15}-R^{16}-R^{17}$; wherein:

R^{14} is selected from: C_1-C_6 alkylene, C_3-C_7 cycloalkenylene, C_3-C_7 cycloalkylene, heteroarylene, and heterocyclylene; wherein said C_1-C_6 alkylene and heterocyclylene are each optionally substituted with one or more substituents selected from: C_1-C_6 alkoxycarbonyl, C_1-C_6 alkyl, C_3-C_7 cycloalkyl, aryl, carboxy, heteroaryl, heterocyclyl, and hydroxyl; wherein said C_1-C_6 alkyl and aryl are optionally substituted with one substituent selected from: C_1-C_6 alkoxy, aryl, halogen, heteroaryl, and hydroxyl; or R^{14} is absent;

R^{15} is selected from: $-C(O)NH-$, $-C(O)-$, $-C(O)O-$, C_1-C_6 alkylene, C_3-C_7 cycloalkylene, heteroarylene, and heterocyclylene; wherein said heterocyclylene is optionally substituted with C_1-C_6 alkyl; or R^{15} is absent;

R^{16} is C_1-C_6 alkylene; or R^{16} is absent; and

R¹⁷ is selected from: H, C₁-C₆ alkoxy, C₁-C₆ alkyl, C₁-C₆ alkylamino, C₁-C₆ alkylcarboxamide, C₂-C₆ alkynyl, ureyl, amino, aryl, arylamino, arylcarbonyl, aryloxy, carbo-C₁-C₆-alkoxy, carboxamide, carboxy, cyano, C₃-C₇ cycloalkyl, C₅-C₁₁ bicycloalkyl, C₃-C₇ cycloalkylamino, C₂-C₈ dialkylamino, C₂-C₈ dialkylsulfonamide, C₁-C₆ haloalkyl, heteroaryl, heteroaryloxy, heterobicycyl, heterocyclyl, hydroxyl, and phosphonoxy; wherein said C₁-C₆ alkylamino, aryl, arylamino, aryloxy, C₅-C₁₁ bicycloalkyl, C₃-C₇ cycloalkyl, heteroaryl, heterobicycyl, heterocyclyl, and ureyl are each optionally substituted with one or more substituents selected from: C₁-C₆ alkoxy, C₁-C₆ alkoxycarbonyl, C₁-C₆ alkyl, C₁-C₆ alkylsulfonyl, amino, aryl, carboxy, cyano, C₃-C₇ cycloalkyl, C₃-C₇ cycloalkylamino, C₂-C₈ dialkylamino, C₁-C₆ haloalkoxy, C₁-C₆ haloalkyl, halogen, heteroaryl, heterocyclyl, and hydroxyl; and

R⁹ is selected from: H, C₁-C₆ alkyl, and C₃-C₇ cycloalkyl; or

R⁸ and R⁹ together with the nitrogen atom to which they are both bonded form a group selected from: heterocyclyl and heterobicycyl, each optionally substituted with one or more substituents selected from: carbo-C₁-C₆-alkoxy, C₁-C₆ alkoxy, C₁-C₆ alkyl, aryl, C₁-C₆ haloalkyl, halogen, heteroaryl, heteroaryloxy, heterocyclyl, and hydroxyl; wherein said aryl, C₁-C₆ alkyl, and heteroaryl are optionally substituted with one substituent selected from: C₃-C₇ cycloalkyl, C₁-C₆ alkoxy, halogen, and hydroxyl.

20. The composition according to any one of claims 1, 2, 4 or 6, the method according to any one of claims 3 and 5, the compound according to any one of claims 7 and 8, or the pharmaceutical product according to claim 9, wherein the compound selected from compounds of Formula **1a** and pharmaceutically acceptable salts, solvates, hydrates, and *N*-oxides thereof is selected from the following compounds and pharmaceutically acceptable salts, solvates, and hydrates thereof:

Compound 151: (1*aR*,5*aR*)-2-(5-Chloro-pyridin-2-yl)-1*a*,2,5,5*a*-tetrahydro-1*H*-2,3-diaza-cyclopropa[*a*]pentalene-4-carboxylic acid (2-hydroxy-1,1-dimethyl-ethyl)-amide;

Compound 174: (1*aR*,5*aR*)-2-(2,4-Dichloro-phenyl)-1*a*,2,5,5*a*-tetrahydro-1*H*-2,3-diaza-cyclopropa[*a*]pentalene-4-carboxylic acid (1-hydroxymethyl-cyclopropyl)-amide;

Compound 264: (1*aR*,5*aR*)-2-(5-Cyano-pyrazin-2-yl)-1*a*,2,5,5*a*-tetrahydro-1*H*-2,3-diaza-cyclopropa[*a*]pentalene-4-carboxylic acid (2-hydroxy-1,1-dimethyl-ethyl)-amide;

Compound 309: (1*aR*,5*aR*)-2-(5-Fluoro-pyridin-2-yl)-1*a*,2,5,5*a*-tetrahydro-1*H*-2,3-diaza-cyclopropa[*a*]pentalene-4-carboxylic acid (2-hydroxy-1,1-dimethyl-ethyl)-amide;

Compound 493: (1*aR*,5*aR*)-2-(2,4-Difluoro-phenyl)-1*a*,2,5,5*a*-tetrahydro-1*H*-2,3-diaza-cyclopropa[*a*]pentalene-4-carboxylic acid (2-hydroxy-1,1-dimethyl-ethyl)-amide;

Compound 515: 1-(2,4-Difluoro-phenyl)-3*b*,4,4*a*,5-tetrahydro-1*H*-cyclopropa[3,4]cyclopenta[1,2-*c*]pyrazole-3-carboxylic acid (2-hydroxy-1,1-dimethyl-ethyl)-amide;

Compound 593: (1*aR*,5*aR*)-2-Pyrazin-2-yl-1*a*,2,5,5*a*-tetrahydro-1*H*-2,3-diaza-cyclopropa[*a*]pentalene-4-carboxylic acid *tert*-butylamide;

Compound 625: (1*aR*,5*aR*)-2-(4-Chloro-pyridin-2-yl)-1*a*,2,5,5*a*-tetrahydro-1*H*-2,3-diaza-cyclopropa[*a*]pentalene-4-carboxylic acid (cyano-dimethyl-methyl)-amide;

Compound 642: (1*aR*,5*aR*)-2-Pyrazin-2-yl-1*a*,2,5,5*a*-tetrahydro-1*H*-2,3-diaza-cyclopropa[*a*]pentalene-4-carboxylic acid ((*S*)-1-hydroxymethyl-2,2-dimethyl-propyl)-amide;

Compound 644: (1*aR*,5*aR*)-2-(4-Cyano-pyridin-2-yl)-1*a*,2,5,5*a*-tetrahydro-1*H*-2,3-diaza-cyclopropa[*a*]pentalene-4-carboxylic acid (2-hydroxy-1,1-dimethyl-ethyl)-amide;

Compound 646: Phosphoric acid mono-(2-(((1*aR*,5*aR*)-2-(4-cyano-pyridin-2-yl)-1*a*,2,5,5*a*-tetrahydro-1*H*-2,3-diaza-cyclopropa[*a*]pentalene-4-carbonyl)-amino)-2-methyl-propyl) ester;

Compound 667: (1*aR*,5*aR*)-2-Pyrazin-2-yl-1*a*,2,5,5*a*-tetrahydro-1*H*-2,3-diaza-cyclopropa[*a*]pentalene-4-carboxylic acid [2,2-dimethyl-1-((*S*)-methylcarbamoyl)-propyl]-amide;

Compound 683: Phosphoric acid mono-((*S*)-3,3-dimethyl-2-(((1*aR*,5*aR*)-2-pyrazin-2-yl-1*a*,2,5,5*a*-tetrahydro-1*H*-2,3-diaza-cyclopropa[*a*]pentalene-4-carbonyl)-amino)-butyl) ester;

Compound 684: (1*aR*,5*aR*)-2-Pyrazin-2-yl-1*a*,2,5,5*a*-tetrahydro-1*H*-2,3-diaza-cyclopropa[*a*]pentalene-4-carboxylic acid ((*S*)-2-hydroxy-1-tetrahydro-pyran-4-yl-ethyl)-amide;

Compound 690: (1*aR*,5*aR*)-2-(4-Oxy-pyrazin-2-yl)-1*a*,2,5,5*a*-tetrahydro-1*H*-2,3-diaza-cyclopropa[*a*]pentalene-4-carboxylic acid ((*S*)-1-hydroxymethyl-2-methyl-propyl)-amide;

Compound 696: (1*aS*,5*aS*)-2-Pyrazin-2-yl-1*a*,2,5,5*a*-tetrahydro-1*H*-2,3-diaza-cyclopropa[*a*]pentalene-4-carboxylic acid ((*S*)-1-hydroxymethyl-2,2-dimethyl-propyl)-amide;

Compound 698: (1*aR*,5*aR*)-2-(4-Oxy-pyrazin-2-yl)-1*a*,2,5,5*a*-tetrahydro-1*H*-2,3-diaza-cyclopropa[*a*]pentalene-4-carboxylic acid (1-hydroxymethyl-cyclobutyl)-amide;

Compound 699: (1*aS*,5*aS*)-2-(4-Oxy-pyrazin-2-yl)-1*a*,2,5,5*a*-tetrahydro-1*H*-2,3-diaza-cyclopropa[*a*]pentalene-4-carboxylic acid ((*S*)-1-hydroxymethyl-2,2-dimethyl-propyl)-amide;

Compound 700: (1*aS*,5*aS*)-2-(4-Oxy-pyrazin-2-yl)-1*a*,2,5,5*a*-tetrahydro-1*H*-2,3-diaza-cyclopropa[*a*]pentalene-4-carboxylic acid (1-pyridin-2-yl-cyclobutyl)-amide;

Compound 703: Phosphoric acid mono-((*S*)-3,3-dimethyl-2-[(1*aR*,5*aR*)-2-(4-oxy-pyrazin-2-yl)-1*a*,2,5,5*a*-tetrahydro-1*H*-2,3-diaza-cyclopropa[*a*]pentalene-4-carbonyl]-amino)-butyl) ester;

Compound 704: (1*aR*,5*aR*)-2-(4-Oxy-pyrazin-2-yl)-1*a*,2,5,5*a*-tetrahydro-1*H*-2,3-diaza-cyclopropa[*a*]pentalene-4-carboxylic acid ((*S*)-2,2-dimethyl-1-methylcarbamoyl-propyl)-amide;

Compound 722: (1*aR*,5*aR*)-2-(4-Oxy-pyrazin-2-yl)-1*a*,2,5,5*a*-tetrahydro-1*H*-2,3-diaza-cyclopropa[*a*]pentalene-4-carboxylic acid ((*S*)-methylcarbamoyl-phenyl-methyl)-amide;

Compound 746: (*S*)-3,3-Dimethyl-2-[(1*aR*,5*aR*)-2-(4-oxy-pyrazin-2-yl)-1*a*,2,5,5*a*-tetrahydro-1*H*-2,3-diaza-cyclopropa[*a*]pentalene-4-carbonyl]-amino}-butyric acid methyl ester;

Compound 764: (1*aS*,5*aS*)-2-(4-Oxy-pyrazin-2-yl)-1*a*,2,5,5*a*-tetrahydro-1*H*-2,3-diaza-cyclopropa[*a*]pentalene-4-carboxylic acid (1-trifluoromethyl-cyclopropyl)-amide;

Compound 765: (1*aS*,5*aS*)-2-(4-Oxy-pyrazin-2-yl)-1*a*,2,5,5*a*-tetrahydro-1*H*-2,3-diaza-cyclopropa[*a*]pentalene-4-carboxylic acid (1-trifluoromethyl-cyclobutyl)-amide;

Compound 766: (1*aS*,5*aS*)-2-(4-Oxy-pyrazin-2-yl)-1*a*,2,5,5*a*-tetrahydro-1*H*-2,3-diaza-cyclopropa[*a*]pentalene-4-carboxylic acid ((*R*)-2,2-dimethyl-1-pyridin-2-yl-propyl)-amide;

Compound 767: (1*aS*,5*aS*)-2-(4-Oxy-pyrazin-2-yl)-1*a*,2,5,5*a*-tetrahydro-1*H*-2,3-diaza-cyclopropa[*a*]pentalene-4-carboxylic acid ((*S*)-2,2-dimethyl-1-pyridin-2-yl-propyl)-amide;

Compound 820: (1*aR*,5*aR*)-2-(4-Cyano-pyridin-2-yl)-1*a*,2,5,5*a*-tetrahydro-1*H*-2,3-diaza-cyclopropa[*a*]pentalene-4-carboxylic acid (2-hydroxy-1-hydroxymethyl-1-methyl-ethyl)-amide;

Compound 821: (1*aR*,5*aR*)-2-(4-Oxy-pyrazin-2-yl)-1*a*,2,5,5*a*-tetrahydro-1*H*-2,3-diaza-cyclopropa[*a*]pentalene-4-carboxylic acid (1-methyl-cyclobutyl)-amide;

Compound 828: (1*aR*,5*aR*)-2-(4-Oxy-pyrazin-2-yl)-1*a*,2,5,5*a*-tetrahydro-1*H*-2,3-diaza-cyclopropa[*a*]pentalene-4-carboxylic acid ((*R*)-1,2-dimethyl-propyl)-amide;

Compound 841: (1*aR*,5*aR*)-2-(4-Oxy-pyrazin-2-yl)-1*a*,2,5,5*a*-tetrahydro-1*H*-2,3-diaza-cyclopropa[*a*]pentalene-4-carboxylic acid [(*S*)-2-hydroxy-1-(tetrahydro-pyran-4-yl)-ethyl]-amide;

Compound 844: (1*aR*,5*aR*)-Pentanedioic acid mono-((*S*)-3-methyl-2-[[(1*aR*,5*aR*)-2-(4-oxy-pyrazin-2-yl)-1*a*,2,5,5*a*-tetrahydro-1*H*-2,3-diaza-cyclopropa[*a*]pentalene-4-carbonyl]-amino}-butyl) ester;

Compound 848: (1*aS*,5*aS*)-(S)-2-Amino-3-methyl-butyric acid (S)-3,3-dimethyl-2-[[2-(4-oxy-pyrazin-2-yl)-1*a*,2,5,5*a*-tetrahydro-1*H*-2,3-diaza-cyclopropa[*a*]pentalene-4-carbonyl]-amino}-butyl ester;

Compound 889: (1*aS*,5*aS*)-2-(4-Chloro-pyridin-2-yl)-1*a*,2,5,5*a*-tetrahydro-1*H*-2,3-diaza-cyclopropa[*a*]pentalene-4-carboxylic acid (2-fluoro-1-fluoromethyl-1-hydroxymethyl-ethyl)-amide;

Compound 891: (1*aS*,5*aS*)-2-(4-Cyano-pyridin-2-yl)-1*a*,2,5,5*a*-tetrahydro-1*H*-2,3-diaza-cyclopropa[*a*]pentalene-4-carboxylic acid ((*S*)-3,3,3-trifluoro-1-hydroxymethyl-propyl)-amide;

Compound 896: (1*aS*,5*aS*)-2-(4-Oxy-pyrazin-2-yl)-1*a*,2,5,5*a*-tetrahydro-1*H*-2,3-diaza-cyclopropa[*a*]pentalene-4-carboxylic acid ((*S*)-1-hydroxymethyl-2-methyl-propyl)-amide;

Compound 897: (1*aS*,5*aS*)-2-(4-Chloro-pyridin-2-yl)-1*a*,2,5,5*a*-tetrahydro-1*H*-2,3-diaza-cyclopropa[*a*]pentalene-4-carboxylic acid (2-fluoro-1,1-dimethyl-ethyl)-amide;

Compound 902: (1*aS*,5*aS*)-2-(4-Oxy-pyrazin-2-yl)-1*a*,2,5,5*a*-tetrahydro-1*H*-2,3-diaza-cyclopropa[*a*]pentalene-4-carboxylic acid *N-tert*-butyl-hydrazide;

Compound 904: (1*aS*,5*aS*)-2-(4-Oxy-pyrazin-2-yl)-1*a*,2,5,5*a*-tetrahydro-1*H*-2,3-diaza-cyclopropa[*a*]pentalene-4-carboxylic acid (2-fluoro-1,1-dimethyl-ethyl)-amide;

Compound 912: (1*aS*,5*aS*)-2-(4-Oxy-pyrazin-2-yl)-1*a*,2,5,5*a*-tetrahydro-1*H*-2,3-diaza-cyclopropa[*a*]pentalene-4-carboxylic acid ((*R*)-1,2-dimethyl-propyl)-amide;

Compound 913: (1*aS*,5*aS*)-2-(4-Oxy-pyrazin-2-yl)-1*a*,2,5,5*a*-tetrahydro-1*H*-2,3-diaza-cyclopropa[*a*]pentalene-4-carboxylic acid ((*S*)-2-hydroxy-1-phenyl-ethyl)-amide;

Compound 918: (1*aR*,5*aR*)-2-(4-Oxy-pyrazin-2-yl)-1*a*,2,5,5*a*-tetrahydro-1*H*-2,3-diaza-cyclopropa[*a*]pentalene-4-carboxylic acid ((*S*)-1-fluoromethyl-2,2-dimethyl-propyl)-amide;

Compound 919: (1*aS*,5*aS*)-2-(4-Oxy-pyrazin-2-yl)-1*a*,2,5,5*a*-tetrahydro-1*H*-2,3-diaza-cyclopropa[*a*]pentalene-4-carboxylic acid (2,2,2-trifluoro-1,1-dimethyl-ethyl)-amide;

Compound 920: (1*aS*,5*aS*)-2-(4-Oxy-pyrazin-2-yl)-1*a*,2,5,5*a*-tetrahydro-1*H*-2,3-diaza-cyclopropa[*a*]pentalene-4-carboxylic acid ((1*S*,2*S*)-2-hydroxy-indan-1-yl)-amide;

Compound 921: (1*aS*,5*aS*)-2-(4-Oxy-pyrazin-2-yl)-1*a*,2,5,5*a*-tetrahydro-1*H*-2,3-diaza-cyclopropa[*a*]pentalene-4-carboxylic acid ((1*S*,2*R*)-2-hydroxy-indan-1-yl)-amide;

Compound 924: (1*aS*,5*aS*)-2-(4-Oxy-pyrazin-2-yl)-1*a*,2,5,5*a*-tetrahydro-1*H*-2,3-diaza-cyclopropa[*a*]pentalene-4-carboxylic acid (1-fluoromethyl-cyclobutyl)-amide;

Compound 926: (1*aS*,5*aS*)-2-Pyrazin-2-yl-1*a*,2,5,5*a*-tetrahydro-1*H*-2,3-diaza-cyclopropa[*a*]pentalene-4-carboxylic acid (1-trifluoromethyl-cyclobutyl)-amide;

Compound 927: (1*aS*,5*aS*)-2-Pyrazin-2-yl-1*a*,2,5,5*a*-tetrahydro-1*H*-2,3-diaza-cyclopropa[*a*]pentalene-4-carboxylic acid (2,2,2-trifluoro-1,1-dimethyl-ethyl)-amide;

Compound 930: (1*aS*,5*aS*)-2-Pyrazin-2-yl-1*a*,2,5,5*a*-tetrahydro-1*H*-2,3-diaza-cyclopropa[*a*]pentalene-4-carboxylic acid (1-trifluoromethyl-cyclopropyl)-amide;
and

Compound 931: (1*aR*,5*aR*)-2-(4-Fluoro-pyridin-2-yl)-1*a*,2,5,5*a*-tetrahydro-1*H*-2,3-diaza-cyclopropa[*a*]pentalene-4-carboxylic acid (2-hydroxy-1,1-dimethyl-ethyl)-amide.

21. The composition according to any one of claims 1, 2, 4 or 6, the method according to any one of claims 3 and 5, the compound according to any one of claims 7 and 8, or the pharmaceutical product according to claim 9, wherein the compound selected from compounds of Formula **1a** and pharmaceutically acceptable salts, solvates, hydrates, and *N*-oxides thereof is selected from the following compound and pharmaceutically acceptable salts, solvates, and hydrates thereof:

Compound 696: (1*aS*,5*aS*)-2-Pyrazin-2-yl-1*a*,2,5,5*a*-tetrahydro-1*H*-2,3-diaza-cyclopropa[*a*]pentalene-4-carboxylic acid ((*S*)-1-hydroxymethyl-2,2-dimethyl-propyl)-amide.

22. The composition according to any one of claims 1, 2, 4 or 6, the method according to any one of claims 3 and 5, the compound according to any one of claims 7 and 8, or the pharmaceutical product according to claim 9, wherein the compound selected from compounds of Formula **1a** and pharmaceutically acceptable salts, solvates, hydrates, and *N*-oxides thereof is selected from the following compound and pharmaceutically acceptable salts, solvates, and hydrates thereof:

Compound 699: (1*aS*,5*aS*)-2-(4-Oxy-pyrazin-2-yl)-1*a*,2,5,5*a*-tetrahydro-1*H*-2,3-diaza-cyclopropa[*a*]pentalene-4-carboxylic acid ((*S*)-1-hydroxymethyl-2,2-dimethyl-propyl)-amide.

23. The composition according to any one of claims 1, 2, 4 or 6, the method according to any one of claims 3 and 5, the compound according to any one of claims 7 and 8, or the pharmaceutical product according to claim 9, wherein the compound selected from compounds of Formula **1a** and pharmaceutically acceptable salts, solvates, hydrates, and *N*-oxides is an anhydrous crystalline form of:

Compound 699: (1*aS*,5*aS*)-2-(4-Oxy-pyrazin-2-yl)-1*a*,2,5,5*a*-tetrahydro-1*H*-2,3-diaza-cyclopropa[*a*]pentalene-4-carboxylic acid ((*S*)-1-hydroxymethyl-2,2-dimethyl-propyl)-amide.

24. The composition according to any one of claims 1, 2, 4 or 6, the method according to any one of claims 3 and 5, the compound according to any one of claims 7 and 8, or the pharmaceutical product according to claim 9, wherein the analgesic agent is chosen from:

non-opioid drugs, opioid drugs, and co-analgesic medications.

25. The composition according to any one of claims 21, 22, and 23, the method according to any one of claims 21, 22, and 23, the compound according to any one of any one of claims 21, 22, and 23, or the pharmaceutical product according to any one of claims 21, 22, and 23, wherein the analgesic agent is chosen from:
non-opioid drugs, opioid drugs, and co-analgesic medications.
26. The composition according to claim 24, the method according to claim 24, the compound according to claim 24, or the pharmaceutical product according to claim 24, wherein the non opioid drug is chosen from:
non steroidal anti-inflammatory agents, choline magnesium trisalicylate, sulfasalazine, olsalazin, phenacetin, tenoxicam, phenylbutazone, oxyphenthartazone, tapentadol, celecoxib, etoricoxib, lumiracoxib, rofecoxib, parecoxib, and ziconotide.
27. The composition according to claim 25, the method according to claim 25, the compound according to claim 25, or the pharmaceutical product according to claim 25, wherein the non opioid drug is chosen from:
non steroidal anti-inflammatory agents, choline magnesium trisalicylate, sulfasalazine, olsalazin, phenacetin, tenoxicam, phenylbutazone, oxyphenthartazone, tapentadol, celecoxib, etoricoxib, lumiracoxib, rofecoxib, parecoxib, and ziconotide.
28. The composition according to claim 26, the method according to claim 26, the compound according to claim 26, or the pharmaceutical product according to claim 26, wherein the non steroidal anti-inflammatory agent is chosen from:
acetaminophen, acetaminophen, aminoprofen, aspirin, benoxaprofen, bucloxic acid, carprofen, choline magnesium salicylate, choline salicylate, clidanac, diclofenac, diflunisal, diflurisal, etodolac, fenoprofen, fenoprofen calcium, fentiazac, flosulide, flubufen, flufenamic acid, flufenisal, flurbiprofen, fluprofen, ibuprofen, indoprofen, indomethacin, isoxicam, ketoprofen, ketorolac tromethamine, lornoxicam, magnesium salicylate, meclofenamic acid, meclofenamate sodium, mefenamic acid, meloxicam, muprofen, nabumetone, naproxen, nepafenac, niflumic acid, nimesulide, oxaprozin, oxpinac, piroprofen, piroxicam, pramoprofen, ramifenazone, salsalate, salicylsalicylic acid, sodium salicylate, sudoxicam, sulindac, suprofen, tiaprofenic acid, tiopinac, tolfenamic acid, tolmetin, trioxaprofen, zidometacin, and zomepirac.

29. The composition according to claim 27, the method according to claim 27, the compound according to claim 27, or the pharmaceutical product according to claim 27, wherein the non steroidal anti-inflammatory agent is chosen from:
acemetacin, acetaminophen, aminoprofen, aspirin, benoxaprofen, bucloxic acid, carprofen, choline magnesium salicylate, choline salicylate, clidanac, diclofenac, diflunisal, diflurisal, etodolac, fenoprofen, fenoprofen calcium, fentiazac, flosulide, flubufen, flufenamic acid, flufenisal, flurbiprofen, fluprofen, ibuprofen, indoprofen, indomethacin, isoxicam, ketoprofen, ketorolac tromethamine, lornoxicam, magnesium salicylate, meclofenamic acid, meclofenamate sodium, mefenamic acid, meloxicam, muprofen, nabumetone, naproxen, nepafenac, niflumic acid, nimesulide, oxaprozin, oxpinac, piroprofen, piroxicam, pramoprofen, ramifenazone, salsalate, salicylsalicylic acid, sodium salicylate, sudoxicam, sulindac, suprofen, tiaprofenic acid, tiopinac, tolfenamic acid, tolmetin, trioxaprofen, zidometacin, and zomepirac.
30. The composition according to claim 24, the method according to claim 24, the compound according to claim 24, or the pharmaceutical product according to claim 24, wherein the opioid drug is chosen from:
alfentanil, allylprodine, alphaprodine, anileridine, apomorphine, benzylmorphine, bezitramide, buprenorphine, butorphanol, clonitazene, codeine, desomorphine, dextromoramide, dextropropoxyphene, dezocine, diampromide, diamorphine, dihydrocodeine, dihydrocodeinone enol acetate, dihydromorphine, dilaudid, dimenoxadol, dimepheptanol, dimethylthiambutene, dioxaphetyl butyrate, dipipanone, eptazocine, ethoheptazine, ethylmethylthiambutene, ethylmorphine, etonitazene, fentanyl, heroin, hydrocodeine, hydrocodone, hydromorphine, hydroxypethidine, isomethadone, ketobemidone, levallorphan, levorphanol, levophenacymorphan, lofentanil, meperidine, meptazinol, metazocine, methadone, metopon, 6-monoacetylmorphine, morphine, morphine-6-glucuronide, myrophine, nalbuphine, narceine, nicomorphine, norlevorphanol, normethadone, nalorphine, normorphine, norpipanone, noscapine, opium, oxycodone, oxymorphone, papavereturn, papverine, pentazocine, pethidine, phenadoxone, phenomorphan, phenazocine, phenoperidine, piminodine, piritramide, proheptazine, promedol, properidine, propiram, propoxyphene, sufentanil, tilidine, and tramadol.

31. The composition according to claim 25, the method according to claim 25, the compound according to claim 25, or the pharmaceutical product according to claim 25, wherein the opioid drug is chosen from:
- alfentanil, allylprodine, alphaprodine, anileridine, apomorphine, benzylmorphine, bezitramide, buprenorphine, butorphanol, clonitazene, codeine, desomorphine, dextromoramide, dextropropoxyphene, dezocine, diampromide, diamorphine, dihydrocodeine, dihydrocodeinone enol acetate, dihydromorphine, dilaudid, dimenoxadol, dimepheptanol, dimethylthiambutene, dioxaphetyl butyrate, dipipanone, eptazocine, ethoheptazine, ethylmethylthiambutene, ethylmorphine, etonitazene, fentanyl, heroin, hydrocodeine, hydrocodone, hydromorphone, hydroxypethidine, isomethadone, ketobemidone, levallorphan, levorphanol, levophenacylmorphane, lofentanil, meperidine, meptazinol, metazocine, methadone, metopon, 6-monoacetylmorphine, morphine, morphine-6-glucuronide, myrophine, nalbuphine, narceine, nicomorphine, norlevorphanol, normethadone, nalorphine, normorphine, norpipanone, noscapine, opium, oxycodone, oxymorphone, papavereturn, papverine, pentazocine, pethidine, phenadoxone, phenomorphan, phenazocine, phenoperidine, piminodine, piritramide, proheptazine, promedol, properidine, propiram, propoxyphene, sufentanil, tilidine, and tramadol.
32. The composition according to any one of claims 1, 2, 4 or 6, the method according to any one of claims 3 and 5, the compound according to any one of claims 7 and 8, or the pharmaceutical product according to claim 9, wherein the analgesic agent comprises an NSAID and an opioid drug.
33. The composition according to any one of claims 21, 22, and 23, the method according to any one of claims 21, 22, and 23, the compound according to any one of any one of claims 21, 22, and 23, or the pharmaceutical product according to any one of claims 21, 22, and 23, wherein the analgesic agent comprises an NSAID and an opioid drug.
34. The composition according to any one of claims 1, 2, 4 or 6, the method according to any one of claims 3 and 5, the compound according to any one of claims 7 and 8, or the pharmaceutical product according to claim 9, wherein the analgesic agent is chosen from:
- vicodin, percocet, norco, lorcet, darvocet, and percodan.

35. The composition according to any one of claims 21, 22, and 23, the method according to any one of claims 21, 22, and 23, the compound according to any one of claims 21, 22, and 23, or the pharmaceutical product according to any one of claims 21, 22, and 23, wherein the analgesic agent is chosen from:
vicodin, percocet, norco, lorcet, darvocet, and percodan.
36. The composition according to claim 24, the method according to claim 24, the compound according to claim 24, or the pharmaceutical product according to claim 24, wherein the co-analgesic medication is chosen from:
antidepressants, anti-anxiety medications, migraine medications, and gabapentin.
37. The composition according to claim 25, the method according to claim 25, the compound according to claim 25, or the pharmaceutical product according to claim 25, wherein the co-analgesic medication is chosen from:
antidepressants, anti-anxiety medications, migraine medications, and gabapentin.
38. The compound according to claim 8, or the pharmaceutical product according to claim 9, wherein the pain is neuropathic pain associated with diabetic peripheral neuropathy.
39. The compound according to claim 38, or the pharmaceutical product according to claim 38, wherein the one or more known pharmaceutical agents is chosen from antidiabetic agents.
40. The compound according to claim 8, or the pharmaceutical product according to claim 9, wherein the pain is pain associated with osteoarthritis.
41. The compound according to claim 40, or the pharmaceutical product according to claim 40, wherein the one or more known pharmaceutical agents is chosen from osteoarthritis agents.

42. The compound according to claim 8, or the pharmaceutical product according to claim 9, wherein the pain is pain associated with cancer.
43. The compound according to claim 8, or the pharmaceutical product according to claim 9, wherein the pain is breakthrough pain in cancer patient.
44. The compound according to claim 42 or 43, or the pharmaceutical product according to claim 42 or 43, wherein the individual is already receiving and is tolerant to opioid therapy for the cancer pain.
45. The compound according to any one of claims 42 to 44, or the pharmaceutical product according to any one of claims 42 to 44, wherein the one or more known pharmaceutical agents is chosen from anticancer agents.
46. The compound according to claim 45, or the pharmaceutical product according to claim 45, wherein the pain is pain that occurs as an adverse effect of the anticancer agent.

**Effect Of Compound 493 in FCA-Induced Hyperalgesia Model of Inflammatory Pain at
1 h Post Dosing**

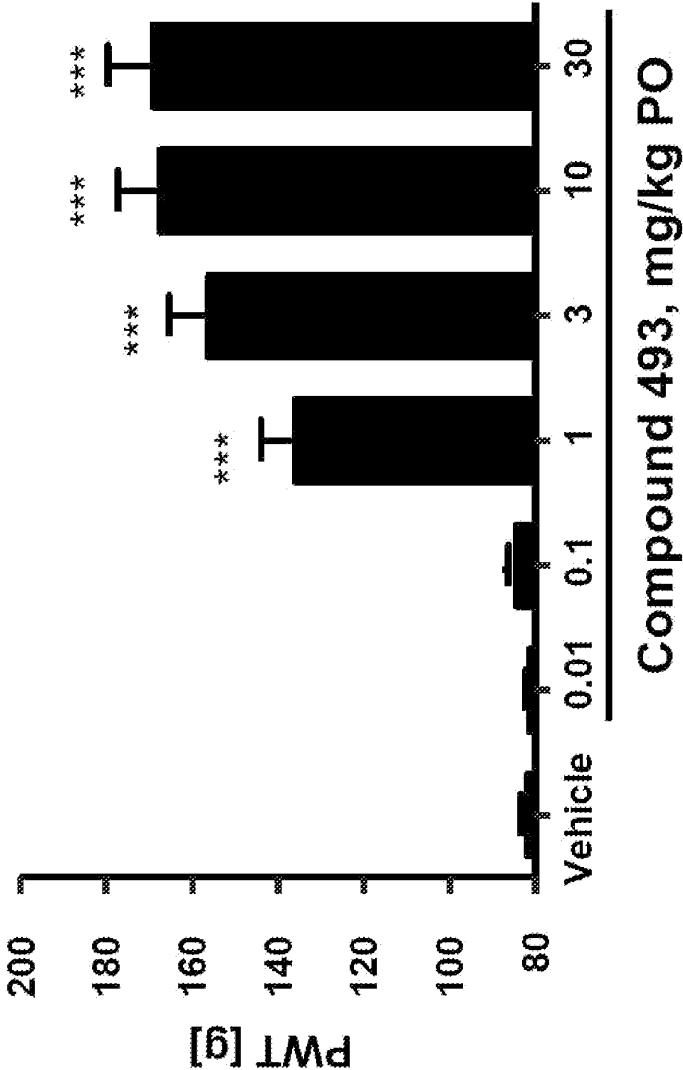


Figure 1

Effect Of Compound 493 in MIA-Induced Osteoarthritis Pain at 1 h Post Dosing

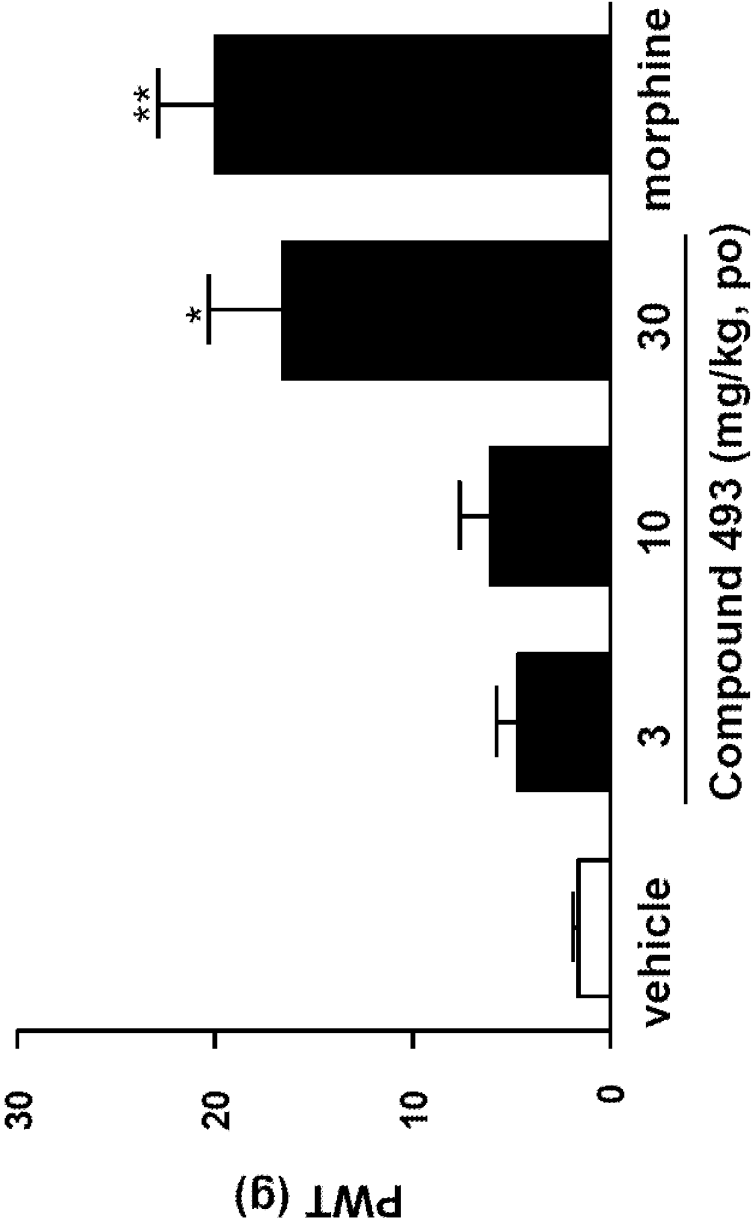


Figure 2

Time Course Of 10 mpk Compound 493 On Paclitaxel-Induced Allodynia: Day 8

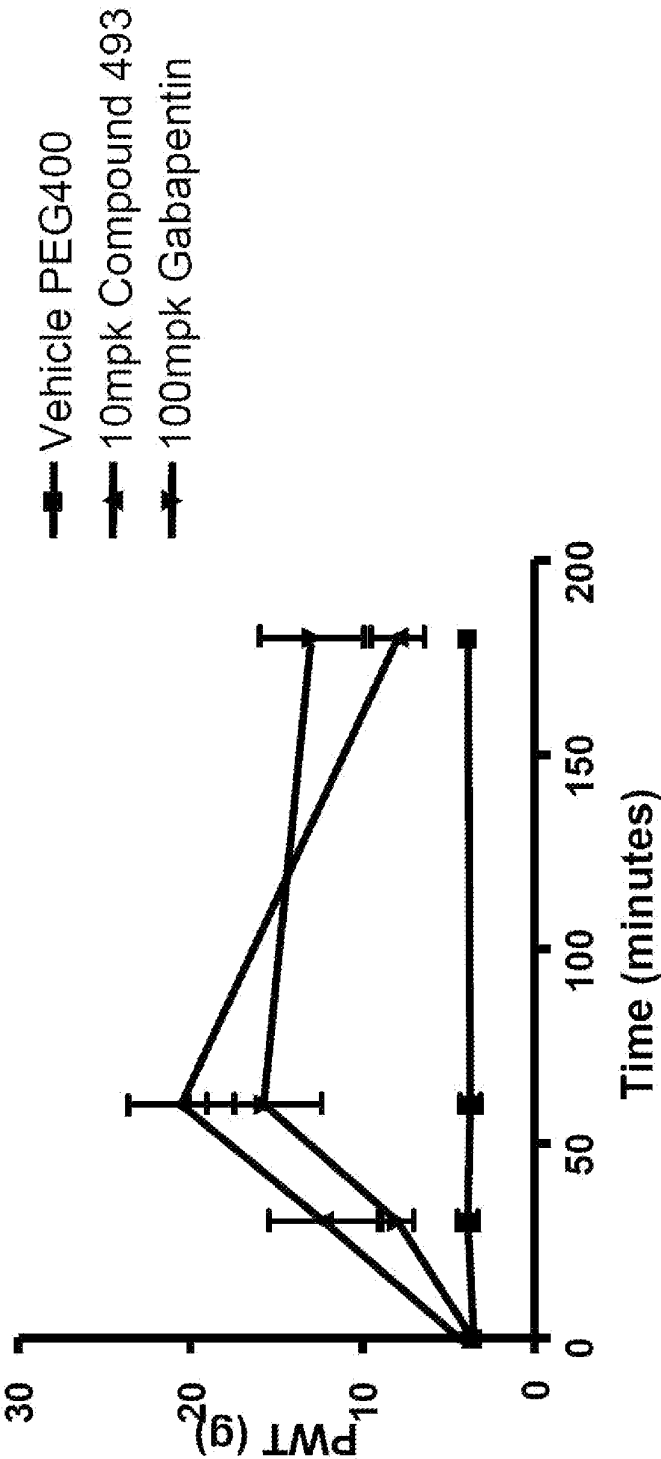
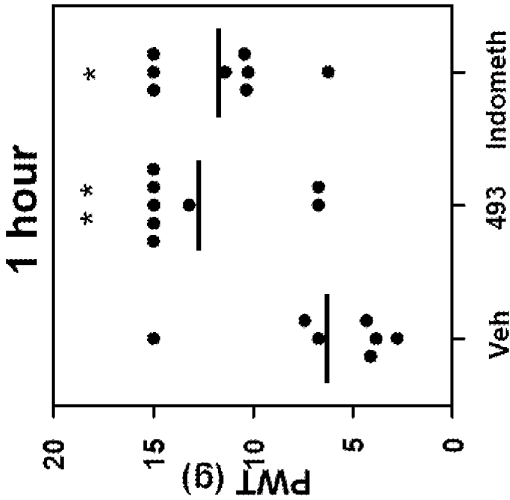


Figure 3

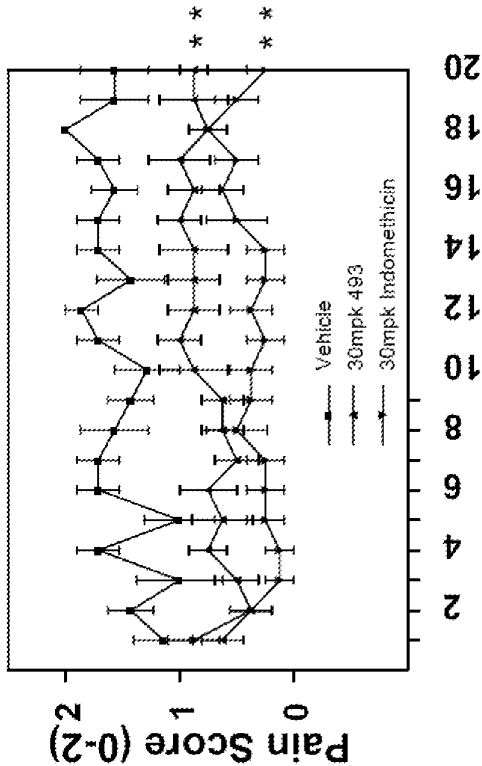
Effect of Compound 493 in Skin Incision Model

Evoked Pain Response



** P<0.01; * P<0.05 ANOVA followed by Dunnett's multiple comparison test

Behavioral Observation



** P<0.01 ANOVA followed by Dunnett's multiple comparison test

Figure 4

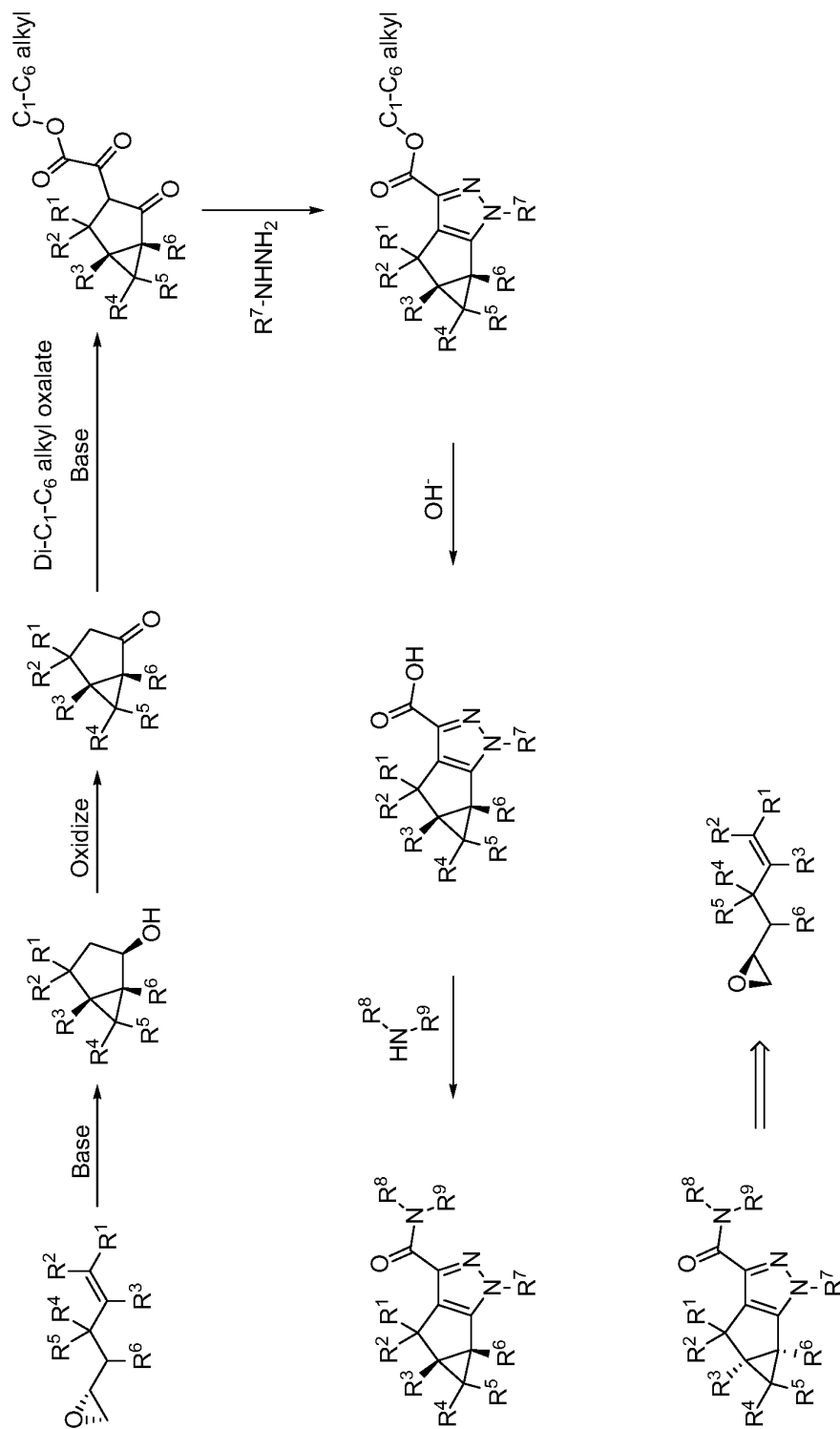
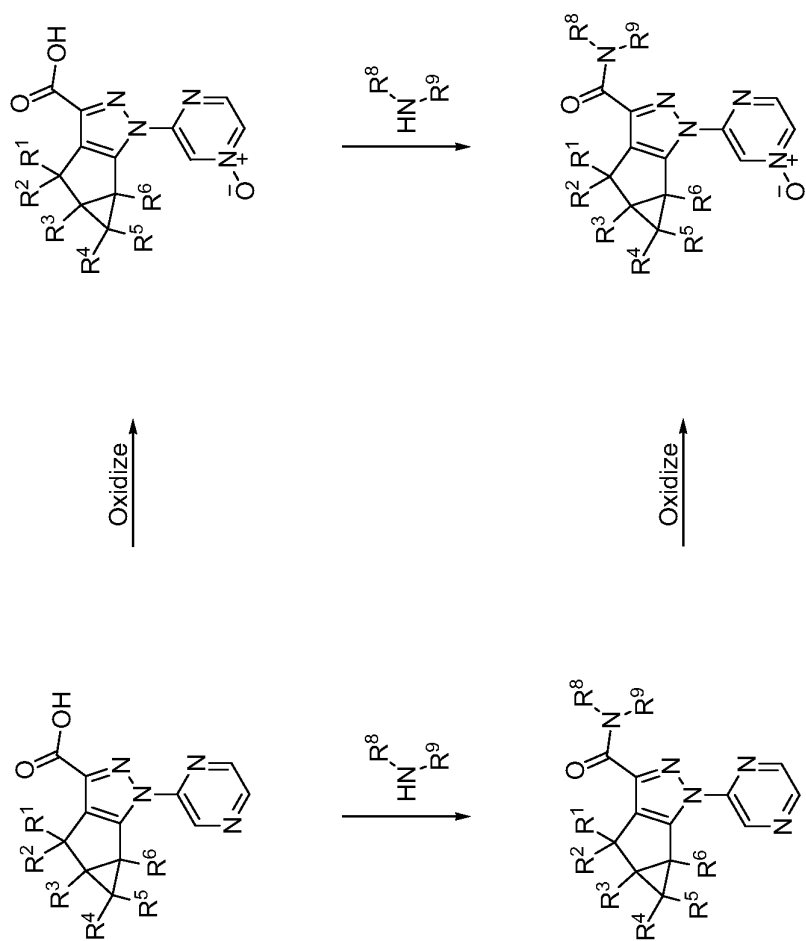


Figure 5

6/18

**Figure 6**

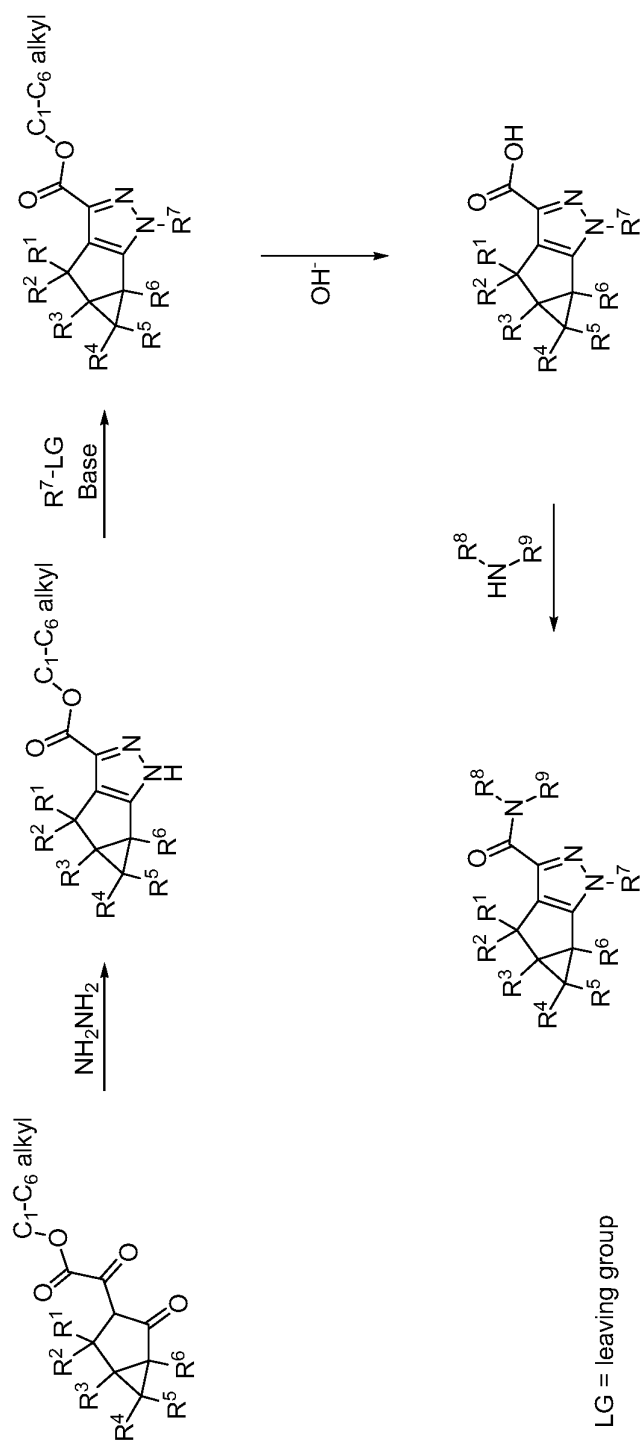


Figure 7

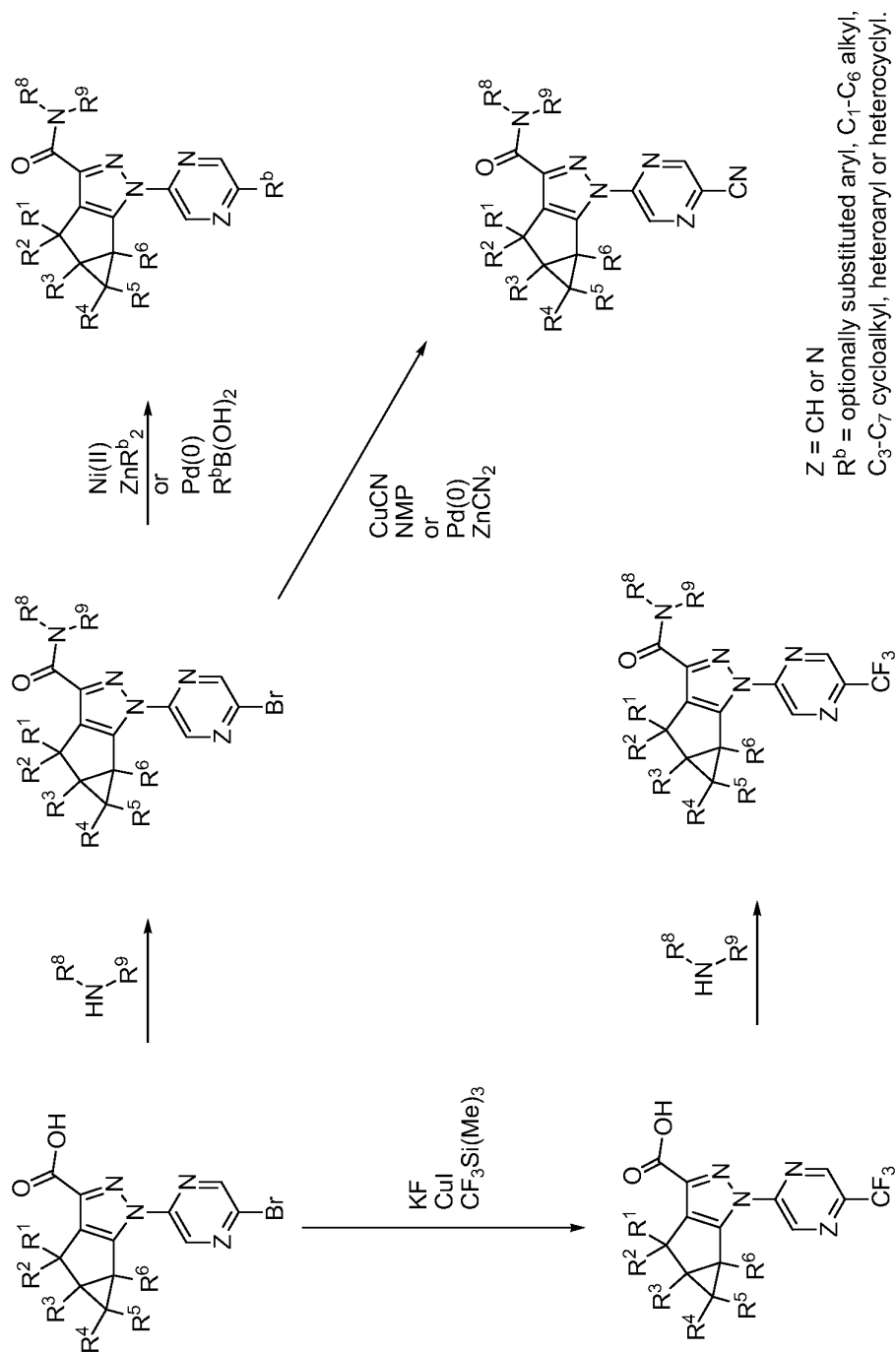
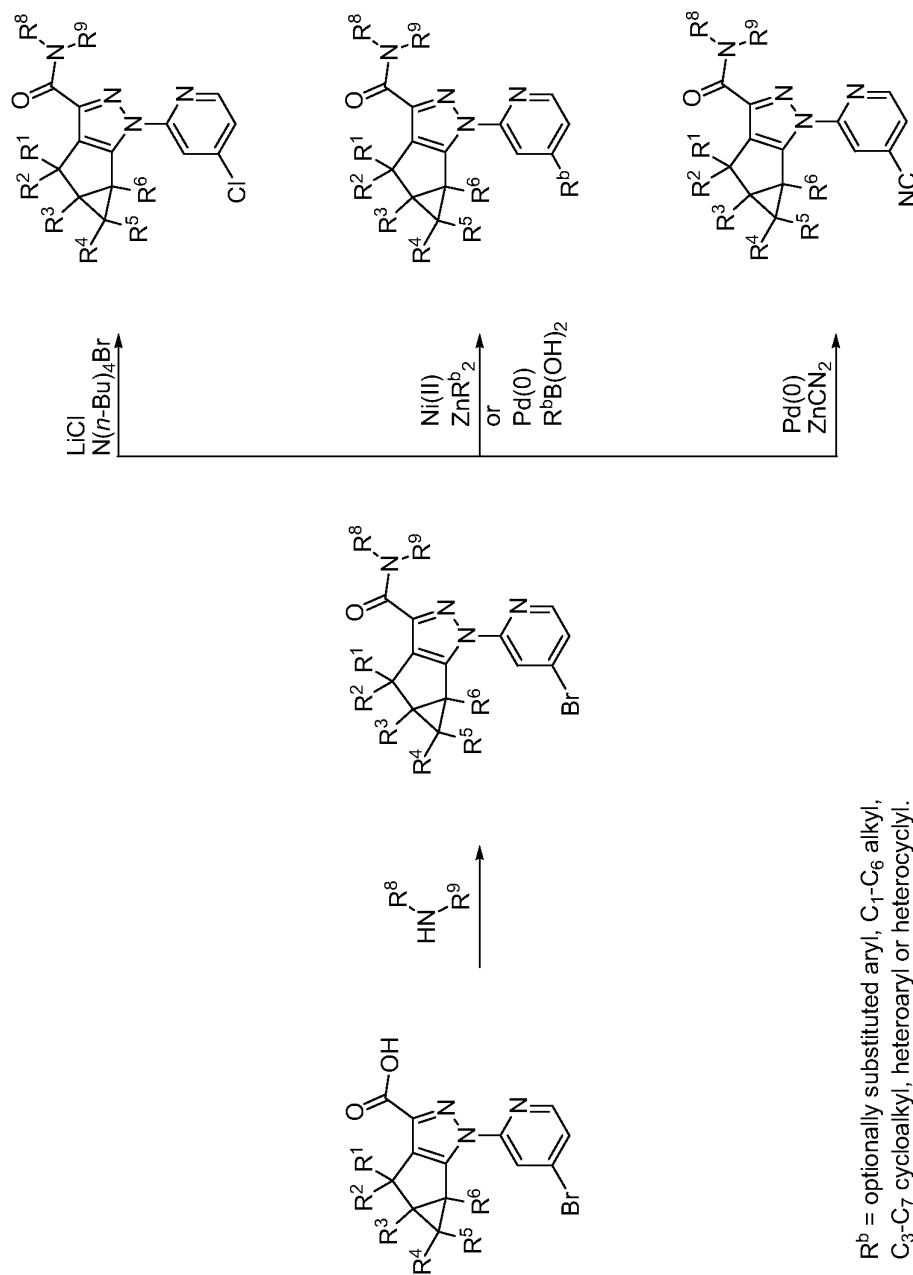


Figure 8

**Figure 9**

R^b = optionally substituted aryl, $\text{C}_1\text{-C}_6$ alkyl, $\text{C}_3\text{-C}_7$ cycloalkyl, heteroaryl or heterocyclyl.

10/18

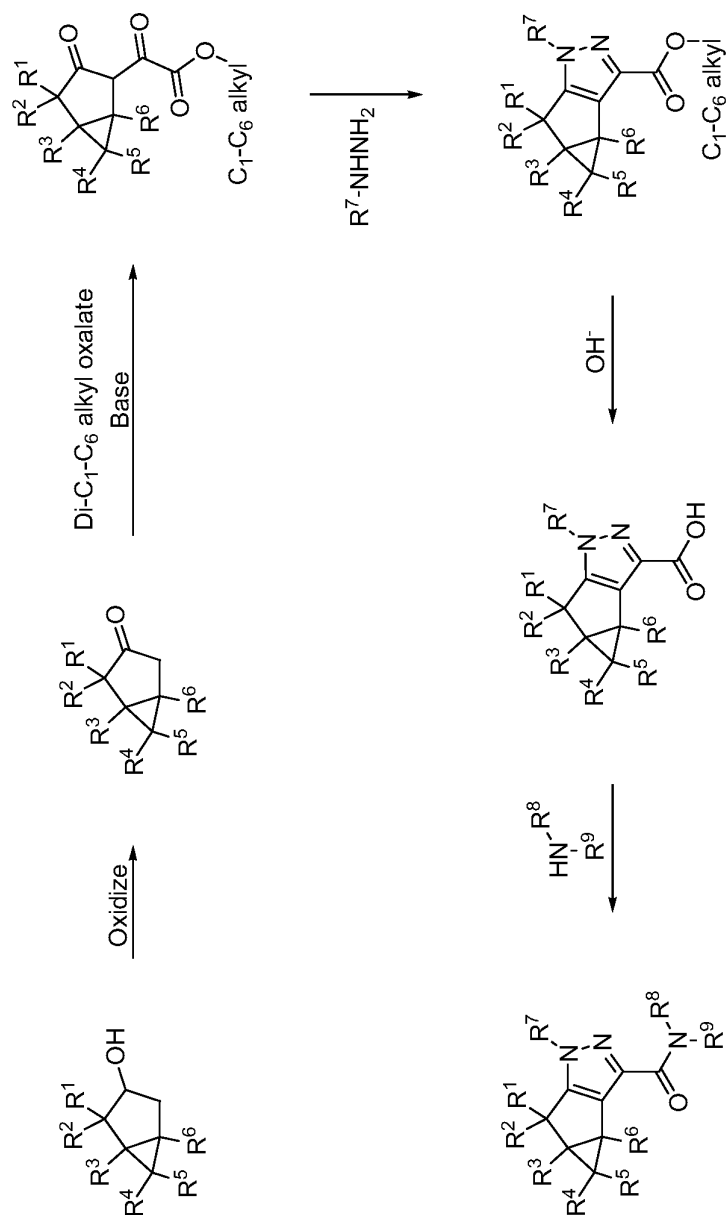


Figure 10

11/18

The TGA and DSC for Compound 699 CH_2Cl_2 Solvate

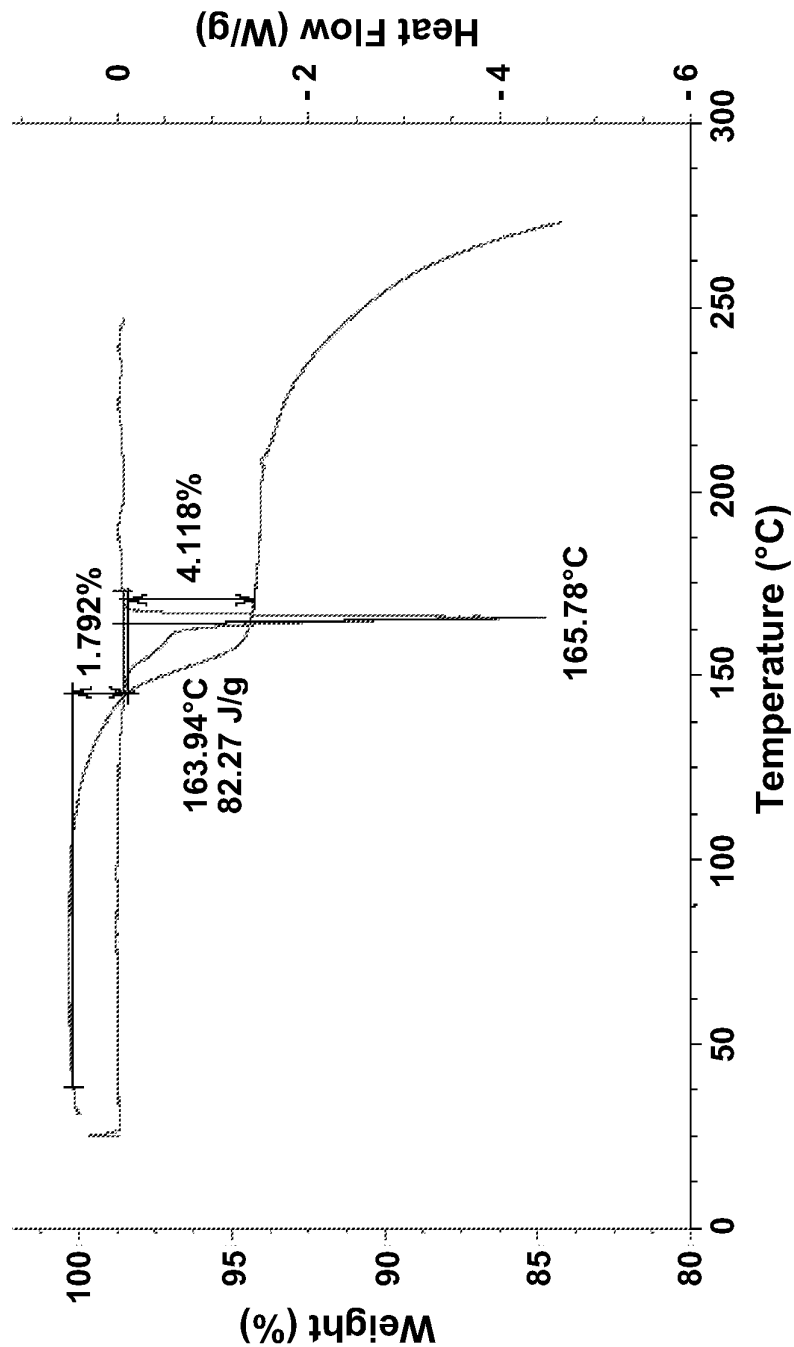


Figure 11

12/18

The PXRD Patterns for Compound 699 CH_2Cl_2 Solvate

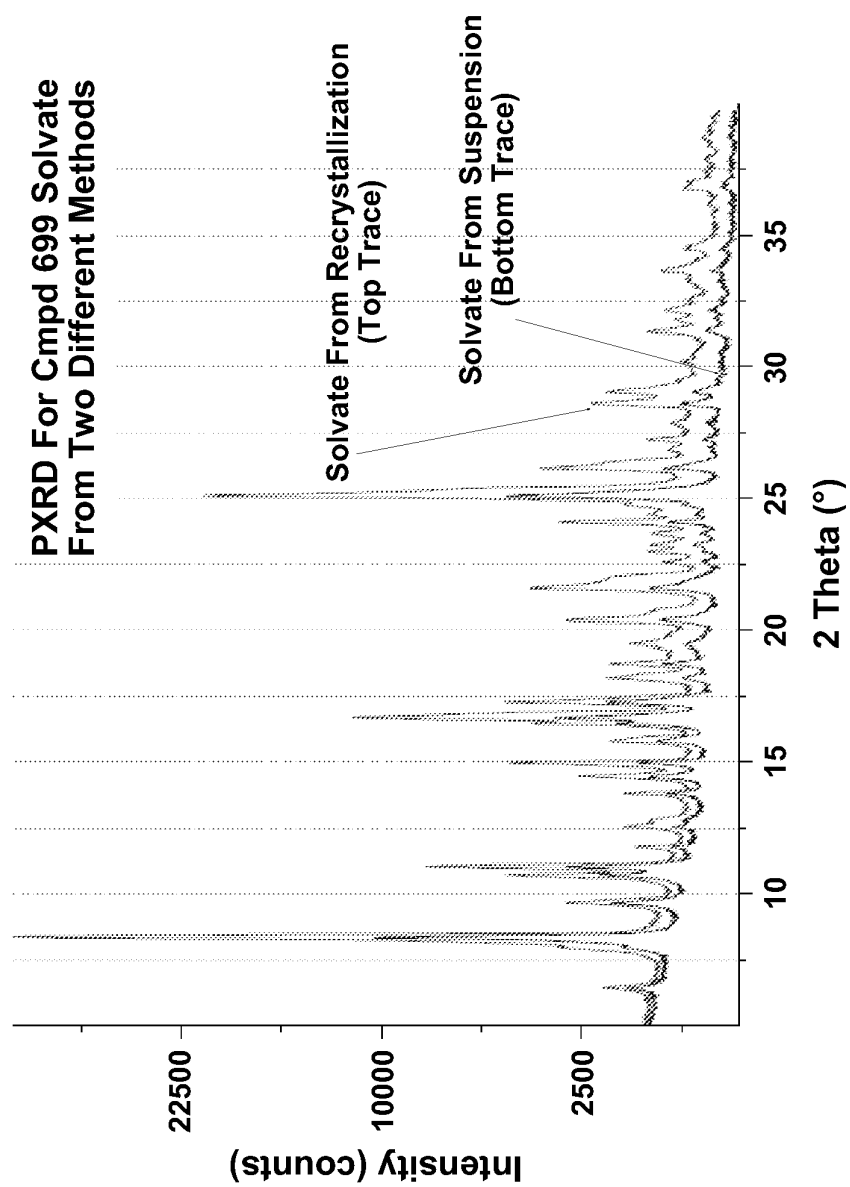


Figure 12

Effect of Compound 699 in the STZ-induced PDPN Model

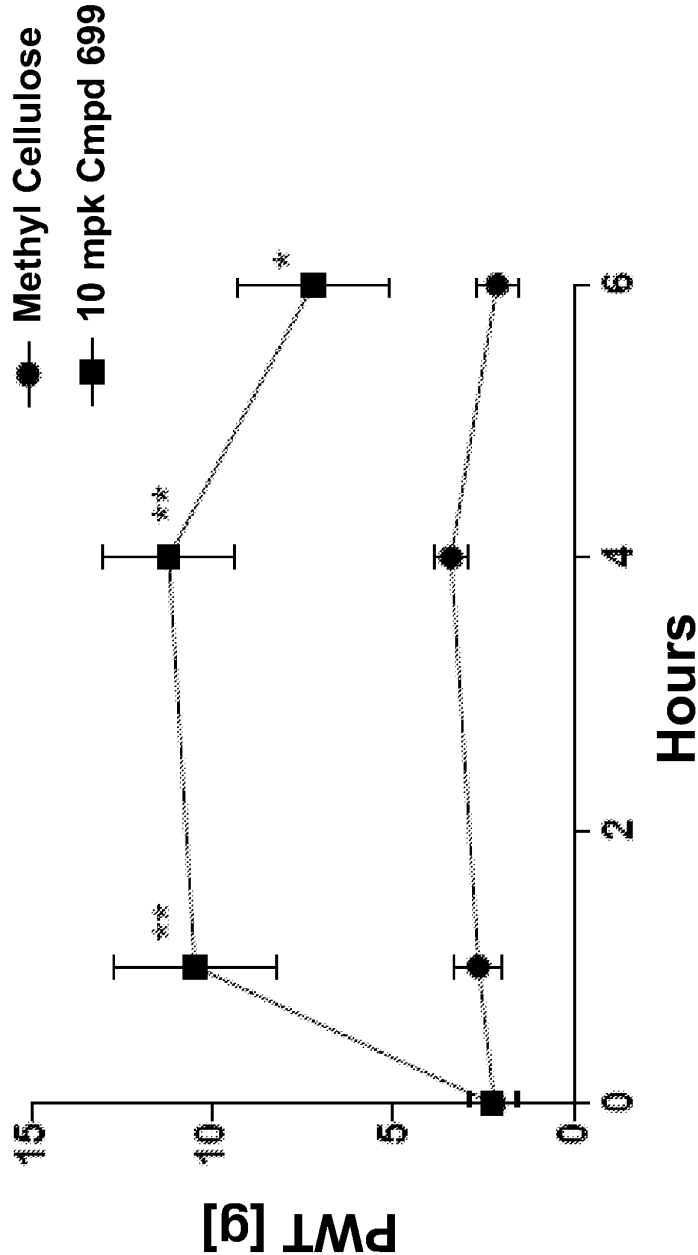
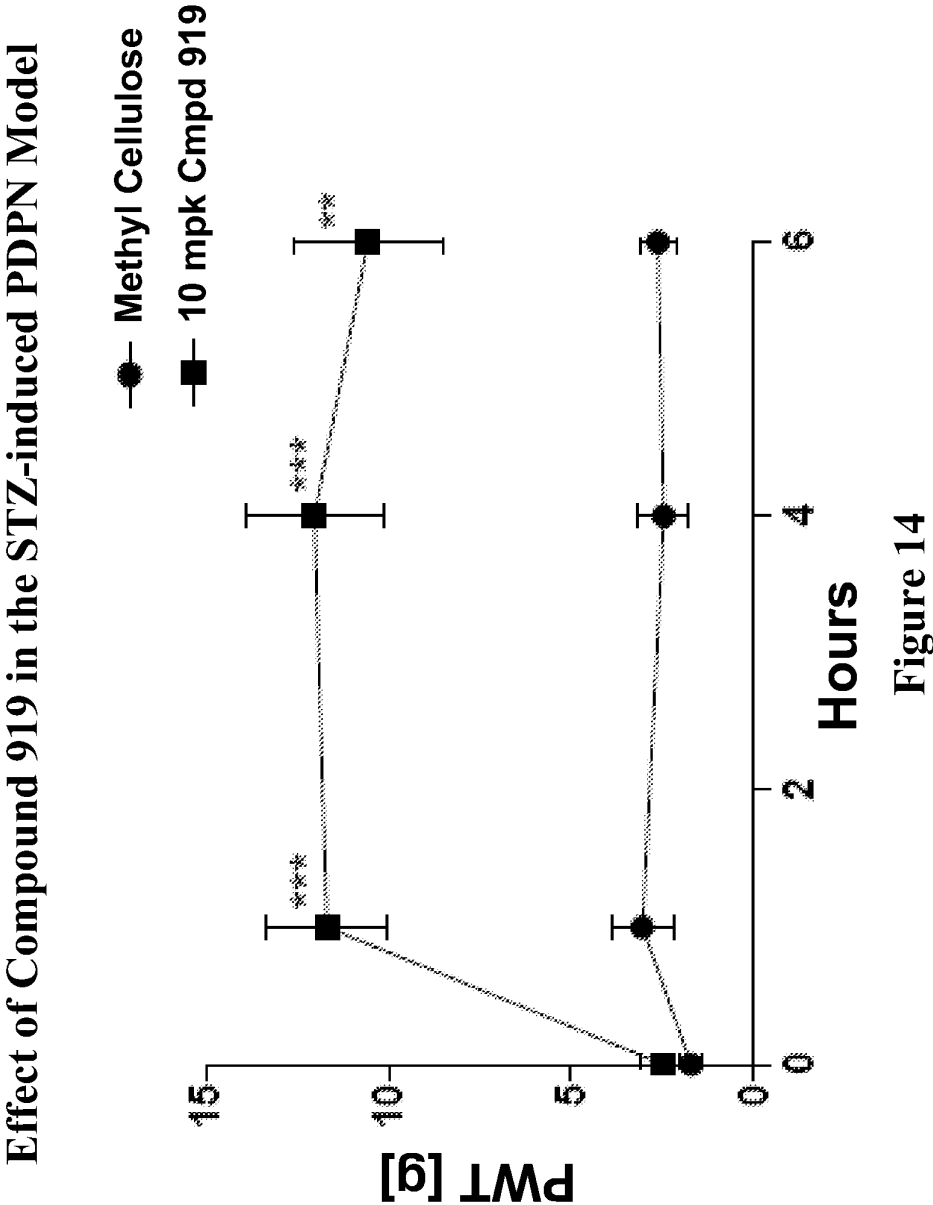


Figure 13



Effect of Compound 699 and Morphine in Relieving Osteoarthritis Pain

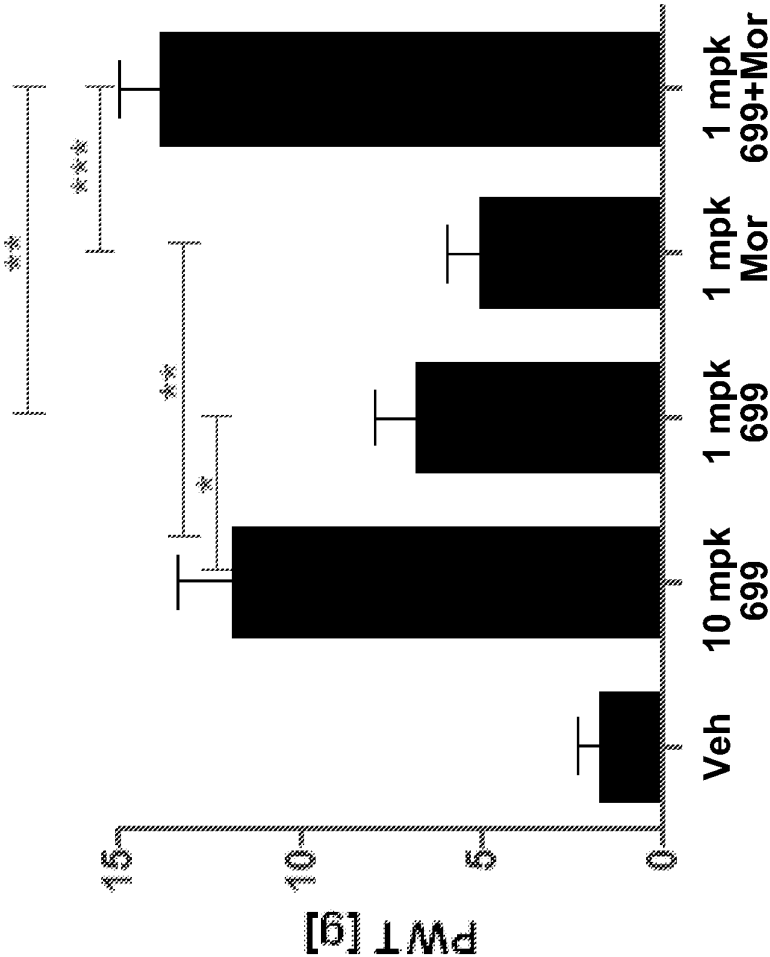
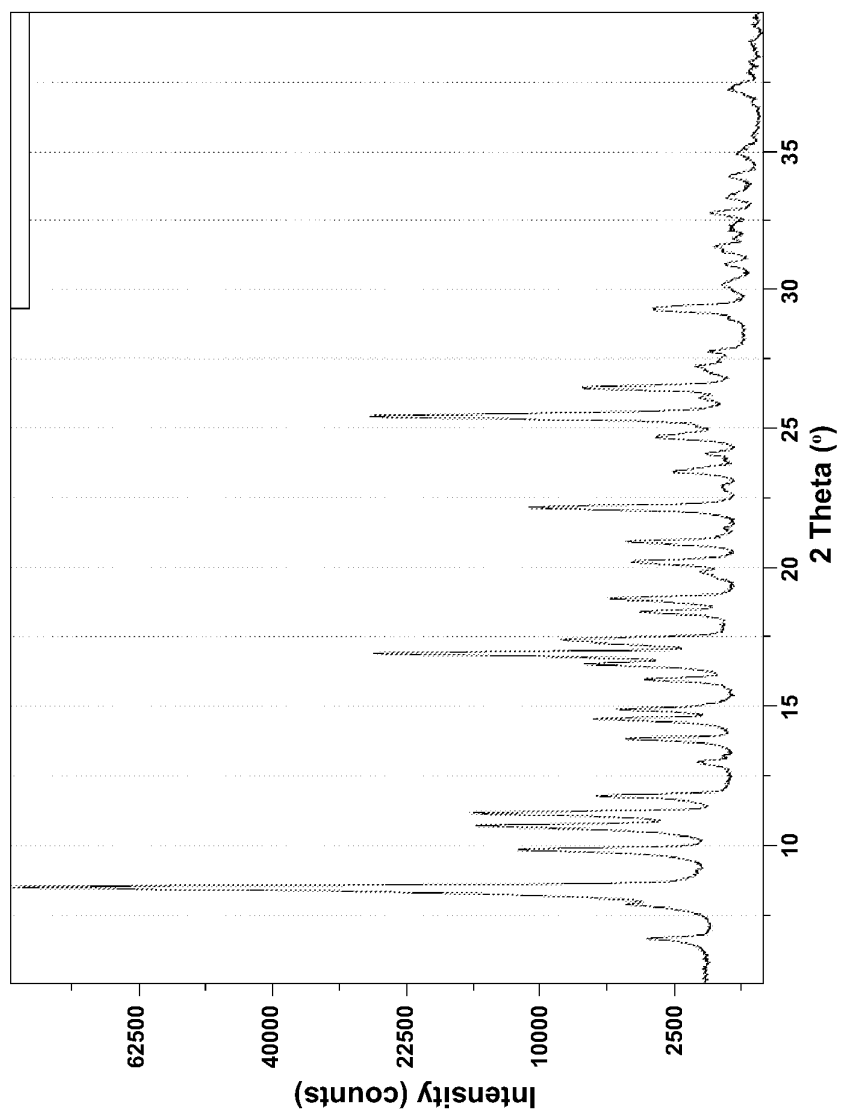
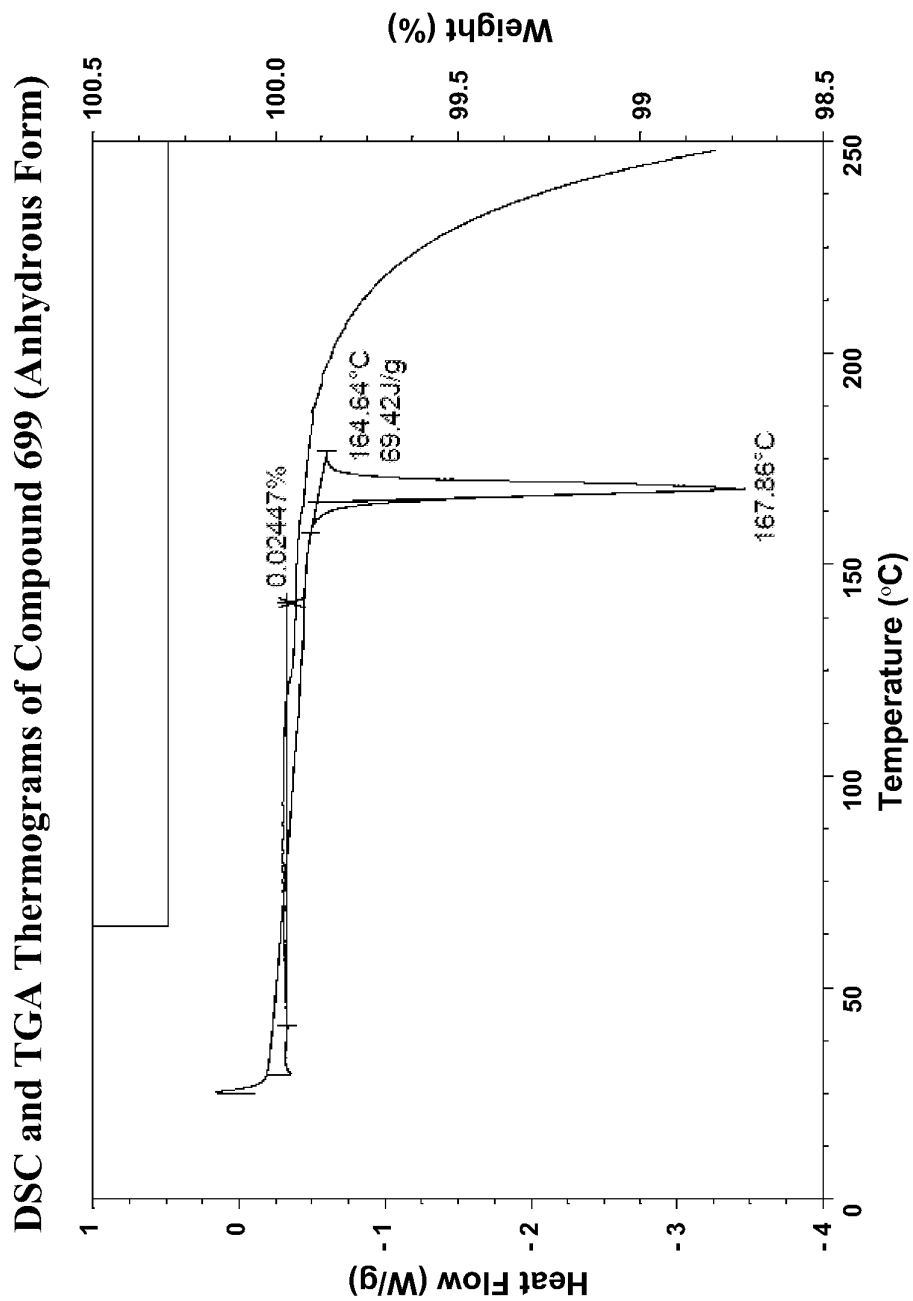


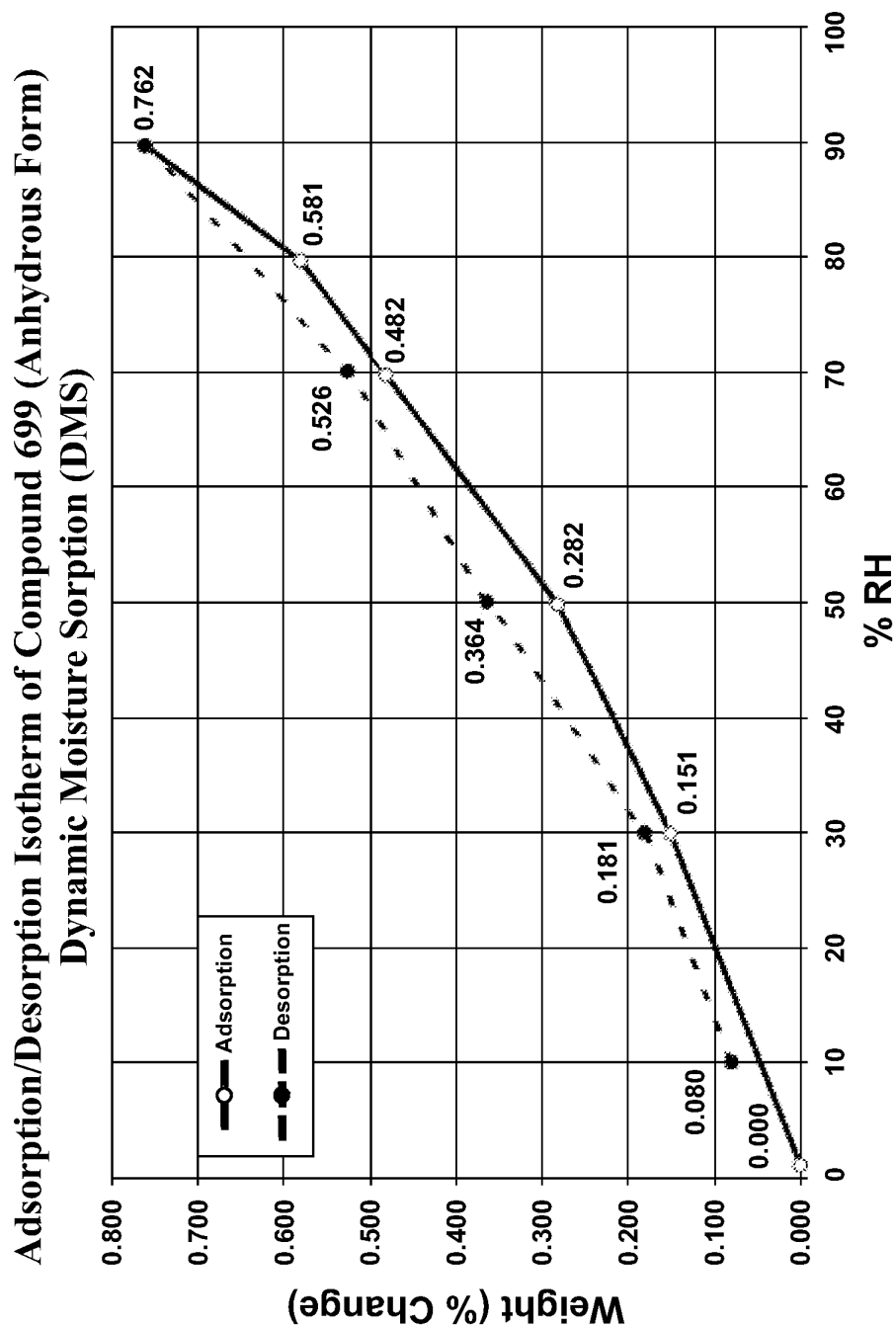
Figure 15

16/18

PXRD of Compound 699 (Anhydrous Form)**Figure 16**

17/18

**Figure 17**

**Figure 18**