

# PATENT SPECIFICATION

(11) 1 584 462

1 584 462

- (21) Application No. 13579/77 (22) Filed 31 March 1977  
 (23) Complete Specification filed 31 March 1978  
 (44) Complete Specification published 11 Feb. 1981  
 (51) INT CL<sup>3</sup> C07C 103/147; A61K 31/16; C07C 149/20; C07D 295/12//C07C 103/127  
 (52) Index at acceptance  
 C2C 1562 215 220 226 227 22Y 250 25Y 270 281 282 30Y 313  
 31Y 326 339 342 34Y 366 367 368 373 37Y 397 462  
 465 573 579 586 58Y 591 596 612 62X 63X 699 802  
 80Y AA KF KV KW QQ RE  
 (72) Inventor LOUIS LAFON

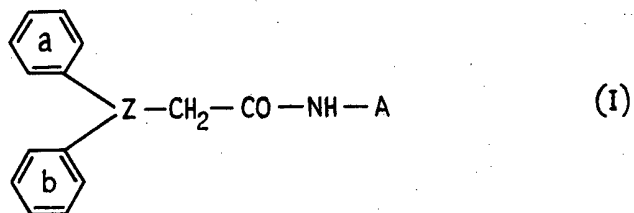


## (54) N,N-DIARYL-MALONAMIDE AND DIARYL-METHYLSULPHINYL-ACETAMIDE DERIVATIVES AND PHARMACEUTICAL COMPOSITIONS CONTAINING THEM

(71) We, LABORATOIRE L. LAFON, a French Societe Anonyme, of 1 rue Georges Mederic, 94700 Maison-Alfort, France, do hereby declare the invention, for which we pray that a patent may be granted to us, and the method by which it is to be performed, to be particularly described in and by the following statement:—

The present invention relates to new acetamide derivatives, their preparation and their therapeutic compositions and uses, in particular as ingredients which are active on the central nervous system.

The new compounds according to the invention are acetamide derivatives of the general formula I:



in which each of rings a and b may optionally be substituted by one or more of the radicals F, Cl, Br, CF<sub>3</sub>, NO<sub>2</sub>, NH<sub>2</sub>, C<sub>1-4</sub>alkyl, C<sub>1-4</sub>alkoxy and methylenedioxy;

Z is >CHSO— or >NCO—; and

A is hydrogen, C<sub>1-4</sub>alkyl, C<sub>1-4</sub>hydroxyalkyl or a group of the formula R<sub>1</sub>R<sub>2</sub>N—Y— in which Y is a divalent linear or branched chain C<sub>1-4</sub>hydrocarbon radical, and either R<sub>1</sub> and R<sub>2</sub> are the same or different and are each hydrogen or C<sub>1-4</sub>alkyl or NR<sub>1</sub>R<sub>2</sub> is a heterocyclic group which has five to seven ring members including, optionally, a second heteroatom such as N or O, and which may be substituted; and the addition salts of the compounds wherein A is a basic group.

Among the groups which NR<sub>1</sub>R<sub>2</sub> may represent, the following may be mentioned in particular: dimethylamino, diethylamino, pyrrolidino, piperidino, 4-methylpiperidino, 4-phenylpiperidino, 4-(p-chlorophenyl)piperidino, morpholino, piperazino, 4-methylpiperazino, 4-(β-hydroxyethyl)piperazino, 4-phenylpiperazino, 4-(p-chlorophenyl)piperazino and perhydroazepino.

A is preferably hydrogen, β-hydroxymethyl or β-morpholinoethyl.

Particularly preferred compounds and salts of the invention are those of formula I in which neither of rings a and b is substituted, Z is as defined above and Y is hydrogen or β-morpholinoethyl.

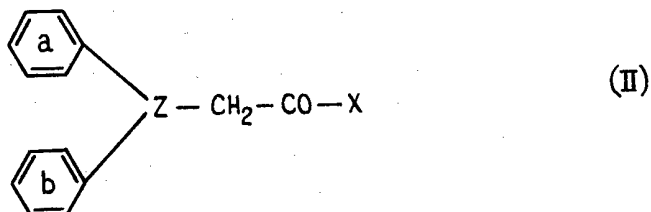
Certain illustrative compounds of formula I in which rings (a) and (b) are unsubstituted are given in the following Table:

TABLE

Code No.	Z	A	Melting point
CRL 40476	$> \text{CH-SO-}$	H	164-166°C
CRL 40542	$> \text{N-CO-}$	H	136°C
- CRL 40543	$> \text{N-CO-}$	$\beta$ -morpholinoethyl	free base: 116-117°C HCl salt: 180-181°C

By addition salts there are understood here the acid addition salts of acids obtained by reacting the free base with a mineral or organic acid.

The compounds of formula I may be prepared by conventional methods. The preferred method of preparation comprises reacting an acid halide of formula II:

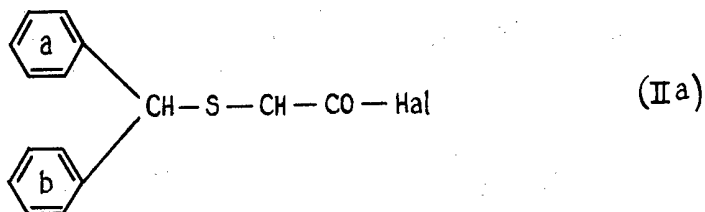


in which Z is as defined above, the rings (a) and (b) may be substituted as indicated above, and X is  $\text{C}_{1-3}$ alkoxy, F, Cl, Br or I, the preferred halogen being chlorine, with an amine of formula III:



in which A is as defined above.

The sulphonyl compounds ( $\text{Z} = >\text{CHSO}-$ ) are preferably prepared by the above method or by a variation of that method which comprises reacting a thio derivative of formula IIa:



in which Hal is F, Cl, Br or I, preferably Cl, with an amine of formula III to obtain the corresponding thioacetamide which is oxidized with  $\text{H}_2\text{O}_2$  to give the desired sulphonyl derivative.

A therapeutic composition according to the invention comprises a compound of formula I or one of its non-toxic addition salts in association with a physiologically acceptable excipient.

## Example 1

*Benzhydrylsulphinylacetamide* ( $\text{C}_6\text{H}_5$ )<sub>2</sub>CH—SO—CH<sub>2</sub>—CONH<sub>2</sub>

Code No.: CRL 40476

1) *Benzhydrylthioacetyl chloride*

19.5 g (0.076 mol) of benzhydrylthioacetic acid in 114 ml of benzene are placed in a three-necked flask provided with a condenser and a dropping funnel. The mixture is heated and 19 ml of thionyl chloride are added drop by drop. Once the addition is complete, the reflux is continued for about 1 hour, cooling and filtering are carried out and the benzene and the excess thionyl chloride are then evaporated. In this way, a clear orange oil is obtained.

2) *Benzhydrylthioacetamide*

35 ml of ammonia in 40 ml of water are introduced into a three-necked flask provided with a condenser and a dropping funnel and the benzhydrylthioacetyl chloride dissolved in about 100 ml of methylene chloride is added drop by drop. Once the addition is complete, the organic phase is washed with a dilute solution of soda and dried over Na<sub>2</sub>SO<sub>4</sub>, the solvent is evaporated and the residue is taken up in diisopropyl ether; in this way, the benzhydrylthioacetamide is crystallised. 16.8 g of product (yield = 86%) are obtained.

M.p.<sub>inst</sub> = 110°C.

3) *CRL 40476*

14.39 g (0.056 mol) of benzhydrylthioacetamide are placed in a balloon flask and 60 ml of acetic acid and 5.6 ml of H<sub>2</sub>O<sub>2</sub> (about 110 volumes) are added. The mixture is left in contact for one night at 40°C and about 200 ml of water are then added; the CRL 40476 crystallises. By recrystallisation from methanol, 11.2 g of benzhydrylsulphinylacetamide are obtained.

Yield: 73%

M.p.<sub>inst</sub> = 164—166°C.

## Example 1a

Example 1a relates to the same procedure for the manufacture of benzhydrylsulphinylacetamide (CRL 40476), as Example 1, but on an industrial scale.

a) *Benzhydrylthioacetic acid*

1.003 kg of thiourea is dissolved in 5.72 litres of 48% hydrobromic acid and 0.880 litre of water in a 20-litre reaction vessel. The mixture is heated to 60°C and 2.024 kg of benzhydrol are introduced. The temperature is increased to 95°C and the contents of the vessel are allowed to cool to room temperature (15—25°C). The crystals are filtered off and washed with water. They are made into a paste again in 5.5 litres of water and this is introduced into a 20-litre reaction vessel with 3.5 litres of soda lye (d = 1.33). The mixture is heated to 70°C and 1144 g of chloroacetic acid dissolved in 2.2 litres of water are passed in slowly. The reflux is maintained for 30 minutes after the chloroacetic acid has been passed in. The contents of the vessel are allowed to cool to room temperature (in this way, the benzhydrylthioacetic acid is obtained, but is not isolated).

b) *Benzhydrylsulphinylacetic acid*

1.430 litres of hydrogen peroxide at 130 volumes are passed in over 3 hours at about 30°C into the above reaction mixture. 22 litres of water are then passed in, the insoluble material is filtered off and acidification is carried out with hydrochloric acid (d = 1.18). Filtration, washing with water to reform a paste and drying without heat are carried out. In this way, the benzhydrylsulphinylacetic acid is obtained.

c) *Methyl benzhydrylsulphinylacetate*

The above acid is placed in a 20-litre reaction vessel with 6 litres of water. 1.1 litres of soda lye (d = 1.33) and 1.848 kg of sodium bicarbonate are added. 2.1 litres of dimethyl sulphate are added. After one hour, crystallisation is induced. Filtration, drying without heat and washing are carried out. Methyl benzhydrylsulphinylacetate is obtained.

d) *CRL 40476*

1 kg of methyl benzhydrylsulphinylacetate is dissolved in 3.5 litres of anhydrous methanol in a 10-litre balloon flask. NH<sub>3</sub> is bubbled in at a high rate of flow for 1 hour, and then left in contact for 4 hours. Filtration, drying without heat

and washing with water are then carried out. By recrystallisation from a mixture of water and methanol (4:1 v/v) and then from a mixture of water and methanol (9:1 v/v) and drying under reduced pressure, CRL 40476 is obtained in the form of a white crystalline powder.

M.p.<sub>inst</sub> (Köfler): 164—166°C.

Total yield (calculated from the benzhydrol): 41%.

#### Example 2

*N,N*-diphenylmalonamide ( $C_{16}H_{15}NO_2$ )—N—CO—CH<sub>2</sub>—CONH<sub>2</sub>

Code No.: CRL 40542

*N,N*-diphenylchloroacetamide (M.p. = 117—118°C; yield: 89%) is prepared by reacting 34 g (0.2 mol) of diphenylamine with 11.3 g (0.1 mol) of chloroacetyl chloride in benzene. *N,N*-diphenylcarbamylacetonitrile (M.p. = 151—152°C; yield: 64%) is then prepared by reacting 24.55 g (0.1 mol) of *N,N*-diphenylchloroacetamide with 7.7 g (0.11 mol) of KCN in a mixture of methanol (300 ml) and water (100 ml).

18 g (0.075 mol) of *N,N*-diphenylcarbamylacetonitrile are subjected to hydrolysis for 24 hours at 20°C in a mixture of concentrated H<sub>2</sub>SO<sub>4</sub> (120 ml) and H<sub>2</sub>O (15 ml). The resulting solution is poured, with agitation, into 500 g of ice. Drying without heat and washing with water and then with sodium bicarbonate are carried out; the crystals are dried and recrystallised in ethanol to obtain CRL 40542.

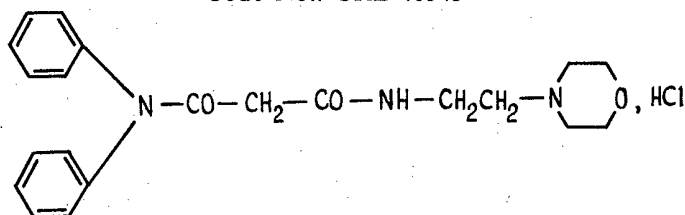
Yield: 44%

M.p. = 136°C.

#### Example 3

*N,N*-diphenyl-*N'*-β-morpholinoethylmalonamide hydrochloride

Code No.: CRL 40543



##### 1) *N,N*-diphenylcarbamoylacetic acid

22.6 g (0.08 mol) of ethyl *N,N*-diphenylcarbamoylacetate (m.p. = 75—76°C) are added to a solution of 5.6 g (0.1 mol) of KOH in a mixture of 50 ml of water and 25 ml of ethanol. The mixture is heated to 40°C with agitation until dissolution is complete (that is, for about 1 hour) and agitation is continued for two hours. Acidification is then carried out with 3N HCl, followed by drying without heat, washing with water and drying. 20.2 g (yield: 98%) of *N,N*-diphenylcarbamoylacetic acid (m.p. = 126—127°C) are obtained.

##### 2) *N,N*-diphenyl-*N'*-β-morpholinoethylmalonamide

A solution of 13 g (0.05 mol) of *N,N*-diphenylcarbamoylacetic acid and 7.1 g (0.055 mol) of *N*-(2-aminoethyl)morpholine in 120 ml of methylene chloride is refluxed with agitation. A solution of 11 g (0.055 mol) of dicyclohexylcarbodiimide in 30 ml of CH<sub>2</sub>Cl<sub>2</sub> is slowly added and the mixture is maintained under reflux for 3 hours.

After standing for one night, the dicyclohexylurea precipitate is filtered off, the filtrate is extracted with dilute HCl, the aqueous layer is decanted and it is made strongly alkaline with concentrated NaOH. Drying without heat, washing with water and drying are carried out; by recrystallisation from ethyl acetate, 16 g of the title base are obtained.

M.p. = 116—117°C.

##### 3) CRL 40543

The above base is solubilised in 300 ml of ethyl acetate and acidified with ethanol hydrochloride. The title hydrochloride precipitates and is recovered by drying without heat. By recrystallisation from ethanol, CRL 40543 is obtained.

Yield: 78%

M.p. = 180—181°C.

The results of the pharmacological tests which were undertaken with the compounds according to the invention and in particular the products of Examples 1 to 3 are summarised below.

In the following, in the absence of precise details to the contrary, each product was administered intraperitoneally in suspension in a gummy solution (gum arabic), in a volume of 20 ml/kg to mice and 5 ml/kg to rats.

#### TESTS WITH CRL 40476

##### I—TOXICITY

At a dose of 1024 mg/kg, the administration of CRL 40476 was followed by a decrease in motive activity, the gait being abnormal, by dyspnoea and by convulsions which appeared 40 minutes after injection; the animal was found dead after 24 hours. At a dose of 512 mg/kg, the symptoms were identical, but the animal survived. At 256 mg/kg hypermotility was noted above all, accompanied by sniffing, perhaps stereotyped, the gait was abnormal and the animal showed dyspnoea. At 128 and 64 mg/kg, the hypermotility and the stereotyped sniffing were still present for more than 3 hours. The maximum non-fatal dose *per os* was higher than 512 mg/kg.

##### II—INTERACTION WITH APOMORPHINE

###### 1) Rats

Batches of 6 rats each received a subcutaneous injection of 0.5 mg/kg of apomorphine 30 minutes after the administration of CRL 40476. It was found that, with a strong dose, CRL 40476 seemed moderately to potentiate the stereotypy of apomorphine.

###### 2) Mice

Batches of 6 mice received CRL 40476 30 minutes before the subcutaneous injection of 1 mg/kg of apomorphine. It was observed that CRL 40476 did not counteract the hypothermia, stereotypy and verticalisation behaviour induced in the mice by the apomorphine.

##### III—INTERACTION WITH AMPHETAMINE

Amphetamine (2 mg/kg) was injected intraperitoneally into batches of 6 rats 30 minutes after the administration of CRL 40476. It was found that CRL 40476 does not exert any effect with respect to amphetamine stereotypy.

##### IV—INTERACTION WITH RESERPINE

Batches of 6 mice received an intraperitoneal injection of reserpine (2.5 mg/kg) four hours before the administration of CRL 40476. In doses of 16, 64 and 256 mg/kg, CRL 40476 partially counteracted the body temperature lowering effects of the reserpine, but the reserpine ptosis was not changed by CRL 40476.

##### V—INTERACTION WITH OXOTREMORINE

Oxotremorine (0.5 mg/kg) was administered intraperitoneally to batches of 6 mice 30 minutes after the administration of CRL 40476. The hypothermia induced by the oxotremorine was not changed by CRL 40476; CRL 40476 was devoid of activity with respect to the trembling caused by the oxotremorine; and CRL 40476 did not alter the lacrymal and salivary hypersecretion and the defecation following upon the administration of oxotremorine.

##### VI—ACTION ON THE FOUR-PLAQUE TEST, TRACTION AND ELECTRIC SHOCK

The test was performed on batches of 10 mice 30 minutes after the administration of CRL 40476. It was noted that CRL 40476 led to an increase in the number of punished passages (probably in connection with an exciting effect), that it did not cause any major motor deficit, and that, in strong doses (from 64 to 256 mg/kg), it counteracted the convulsing effect of electric shock.

##### VII—ACTION ON SPONTANEOUS MOTILITY

Mice (12 per dose, 24 controls) received CRL 40476 at different times (15 minutes, 30 minutes, 1 hour, 2 hours, and 4 hours) before being placed in an actimeter (time 0); their motility was recorded for 30 minutes.

1) Intraperitoneally, CRL 40476 leads to an increase in motility which is perceptible from 16 mg/kg. This effect begins rapidly (less than 15 minutes) and

reaches its maximum 30 to 60 minutes after injection, then decreased, the duration of action being proportional to the doses.

2) By the gastric route, at a dose of 64 mg/kg and above, CRL 40476 leads to considerable hypermotility commencing almost immediately after the injection and lasting for at least 2 hours. It is probable that, with a smaller dose (32 and 16 mg/kg), this effect is still present, but lasts less long.

3) To determine the effect of repeated administrations, mice (12 per dose, 24 controls) received a daily intraperitoneal administration of distilled water or CRL 40476. On the fifth day, the animals were placed in the actimeters 30 minutes after the last administration and their motility was recorded for 30 minutes. CRL 40476 was found to retain its activity on the motility of the mouse; the activity was neither reduced nor increased with respect to the effect of a single injection.

#### VIII—ACTION ON INTERGROUP AGGRESSIVENESS

After a stay of 3 weeks in each of the halves of a box separated by an opaque partition, groups of three mice received CRL 40476. Half an hour later, they were brought together by withdrawing the partition and the number of fights that occurred in the course of 10 minutes was noted. It was observed that CRL 40476 did not exert any distinct effect on intergroup aggressiveness in mice.

#### IX—INTERACTION WITH HYPNOTICS

1) Batches of 10 mice received CRL 40476 30 minutes before the administration of a hypnogenic dose of chloral (400 mg/kg, injected intraperitoneally).

At a low dose (16 and 32 mg/kg), CRL 40476 reduced significantly the length of the sleep induced by the chloral. By increasing the doses, this effect disappeared, but the number of mice put to sleep decreased.

2) Metaqualone (125 mg/kg) was injected intraperitoneally into batches of 10 mice 30 minutes after the administration of CRL 40476.

At a low dose, CRL 40476 did not alter the length of the sleep induced by the metaqualone, but by increasing the doses the number of mice put to sleep decreased, whereas the length of the sleep increased significantly.

3) With mice used for recording motility after repeated administrations of CRL 40476, pentobarbital (50 mg/kg, administered intraperitoneally) was injected into the mice as soon as the recording of spontaneous motility was completed, that is 60 minutes after the final administration of CRL 40476.

CRL 40476 did not alter the length of the barbiturate-induced sleep. With repeated administrations, it led to a reduction of the length of the sleep with respect to the effects of a single administration.

#### X—INTERACTION WITH YOHIMBINE

CRL 40476 was administered to mice grouped in fives one hour before the injection of a subtoxic dose of yohimbine hydrochloride (40 mg/kg, administered subcutaneously). The death rate was taken 24 hours later. It was found that CRL 40476 potentiated the toxicity of the yohimbine.

#### XI—INTERACTION WITH 5-HYDROXYTRYPTOPHAN and I.M.A.O.

Batches of 10 mice received a gastric administration of Nialamide (20 mg/kg) 18 hours before an intraperitoneal injection of DL—5—HTP. In doses of 32, 64 and 128 mg/kg, CRL 40476 did not lead to potentiation of the generalised trembling and head shaking. At 256 mg/kg, it caused an increase in the number of mice showing generalised trembling at the same time as a considerable death rate (30%) appeared.

#### XII—ACTION IN RELATION TO SOME BEHAVIOURAL CHARACTERISTICS DISTURBED BY VARIOUS AGENTS

##### 1) *Motility reduced by habituation*

After a sojourn of 18 hours, mice received CRL 40476. Immediately afterwards they returned to their respective enclosures and half an hour later the recording of motility began and was continued for 30 minutes. It was found that CRL 40476 caused, starting from a dose of 2 mg/kg, an appreciable resumption at a dose of 2 or 4 mg/kg. This effect was very marked at 8 and 16 mg/kg.

##### 2) *Motility reduced by hypoxic aggression*

30 minutes after receiving CRL 40476, mice were subjected to hypobaric anoxia (depression of 600 mm Hg in 90 s, expansion of 45 s), and they were then

placed in an actimeter where their motility was recorded for 10 minutes. It was observed that, for doses higher than 16 mg/kg, CRL 40476 led to an improvement in motor recovery in mice whose motility has been lowered by hypoxic aggression.

### 3) *Asphyxic anoxia*

Mice (10 per dose, 20 controls) received an intraperitoneal injection of gallamine triethiodide at a dose of 32 mg/kg 30 minutes after the administration of CRL 40476 and the time taken for the appearance of convulsions and death was noted. It was found that, in doses of 256, 128, 64 and 32 mg/kg, CRL 40476 did not lead to any increase in the time taken for the appearance of convulsions and death.

### 4) *Prolonged avoidance conditioning*

Rats placed in a shuttle box were conditioned to avoid an electric shock (5 s) by changing compartments. The shock was preceded (3 s) by an acoustic and light signal appearing every 20 seconds. When the animals were preferably conditioned, they remained subjected to the signal and possibly to the shock until apparent disappearance of conditioning, which generally occurred after 24 hours.

CRL 40476 was then administered intraperitoneally and the possible resumption of avoidance was reckoned until disappearance of the effect; at a dose of 128 mg/kg, CRL 40476 caused very distinct resumption of avoidance in the animals whose conditioning had apparently disappeared following a prolongation of the session. With a lower dose (64 mg/kg), this effect was practically non-existent.

## XIII—CONCLUSIONS

CRL 40476 presents a neuropsychopharmacological spectrum characterised by the presence of excitation with hyperactivity and of hypermotility; and by the absence of stereotypy (except in strong doses) and of potentialisation of the effects of apomorphine and amphetamine.

Moreover, in some respects, CRL 40476 could approximate to the imipramine antidepressants (antagonism to reserpine hypothermia, potentiation of the toxicity of yohimbine), but the absence of potentiation of 5-HTP and of antagonism to the hypothermia induced by apomorphine would make it a very special case in this pharmacological class.

Finally, in mice whose motility has been reduced by habituation to their enclosure, the presence of a motor stimulation with doses which do not cause hypomotility would seem to indicate a greater stimulation of psychism than of activity.

## TESTS WITH CRL 40542 and CRL 40543

The following tests are numbered parallel to those for CRL 40476:

I. The LD<sub>50</sub> of CRL 40542 is greater than 1024 mg/kg and greater than 512 mg/kg for CRL 40543. At doses of 256 and 128 mg/kg, hyperactivity is observed for both products.

II. In rats, CRL 40542 potentiates the stereotypy of apomorphine but CRL 40543 does not affect the stereotyped behaviour induced by apomorphine. In mice, the two products (at doses of 1 and 16 mg/kg) do not modify the hypothermia and the stereotyped behaviour induced by the subcutaneous administration of apomorphine at doses of 1 and 16 mg/kg.

III. At a dose of 256 mg/kg, CRL 40542 potentiates, but CRL 40543 does not modify, the amphetamine stereotypy.

IV. The hypothermia induced by reserpine is antagonised by CRL 40542 at a dose of 128 mg/kg and aggravated at a dose of 512 mg/kg. CRL 40543 does not modify reserpine-induced hypothermia. Neither product has any action with respect to reserpine ptosis.

V. The hypothermia induced by oxotremorine is antagonised by CRL 40542 at doses of 32 and 128 mg/kg and by CRL 40543 at a dose of 256 mg/kg. Neither product is active on the trembling or peripheral cholinergic symptoms provoked by oxotremorine.

VI. CRL 40542 (at 32 and 128 mg/kg doses) and CRL 40543 (at 128 and 256 mg/kg doses) led to an increase in the number of punished passages. CRL 40542 (at 32, 128 and 512 mg/kg doses) counteracted the convulsive effect of electric shocks, but CRL 40543 (at 128 and 256 mg/kg doses) did not modify the convulsions.

VII. CRL 40542 does not appear to modify spontaneous motor activity. In mice, CRL 40543 leads to an increase in motor activity, at a dose of 256 mg/kg.

VIII. CRL 40542 does not provoke any noticeable change in intergroup

aggression. CRL 40543, at a dose of 16 to 256 mg/kg, leads to a reduction in the number of fights.

XII. CRL 40542 (at a 8 mg/kg dose) and CRL 40543a (at 16 and 64 mg/kg doses) lead to a resumption of motor activity in mice whose motility has been reduced by staying in the same enclosure.

CRL 40542 (at 32, 64 and 128 mg/kg doses) and CRL 40543 (at a 256 mg/kg dose) lead to an amelioration of motor recovery in mice whose motility has been reduced by hypoxic aggression.

With regard to asphyxic anoxia, CRL 40542 and CRL 40543 lead, with strong doses, to a shortening of the delay in the appearance of convulsions and death caused by gallamine triethiodate, a curarizing agent.

XIII. The neuropsychopharmacological study of CRL 40542 reveals a number of excitator behavioural effects; excitation with hyperactivity in mice and rats; the presence of stereotypy and the potentiation of the stereotyped effects owing to apomorphine and amphetamine; an increase in motility in animals whose activity has been reduced by habituation or hypoxic aggression; "anti-fatigue" activity in an avoidance conditioning test over a prolonged period; the presence of convulsions at high doses; and the moderate antagonism of hypothermia induced by oxotremorine or reserpine.

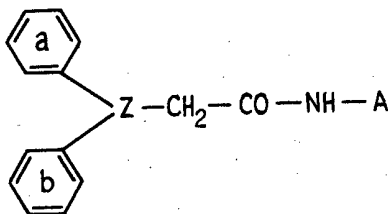
CRL 40543 shows a certain number of excitatory properties (excitation, hyperactivity and hypermotility) which can be accounted for in the results observed in the four plaque test. Further, the compound possesses convulsive activity which leads to heightening of convulsions induced by asphyxic anoxia. Finally, it exerts an anti-aggressive effect at all doses.

The compounds according to the invention are useful as therapeutic agents in the treatment of neurophysical disorders, being agents active on the central nervous system.

In man, CRL 40476 can be used in the form of capsules or compressed tablets at a dose of 200 mg. three times daily. Very favourable results are obtained in the treatment of aged asthenics. Further, without antagonisation of antipsychotic effects, the compound has proved to be useful in the treatment of slow dyskinesia in neuroleptics.

#### WHAT WE CLAIM IS:—

1. A compound of formula I:



in which each of rings a and b may optionally be substituted by one or more of the radicals F, Cl, Br, CF<sub>3</sub>, NO<sub>2</sub>, NH<sub>2</sub>, C<sub>1-4</sub>alkyl, C<sub>1-4</sub>alkoxy and methylenedioxy;

Z is >CHSO— or >NCO—; and

A is hydrogen, C<sub>1-4</sub>alkyl, C<sub>1-4</sub>hydroxyalkyl or a group of the formula R<sub>1</sub>R<sub>2</sub>N—Y— wherein Y is a divalent linear or branched chain C<sub>1-4</sub> hydrocarbon radical and either R<sub>1</sub> and R<sub>2</sub> are the same or different and are each hydrogen or C<sub>1-4</sub>alkyl or NR<sub>1</sub>R<sub>2</sub> is a heterocyclic group which has 5 to 7 ring members including, optionally, a second hereto atom, and which may be substituted;

or an addition salt thereof when A is a basic group.

2. A compound as claimed in claim 1 in which A is R<sub>1</sub>R<sub>2</sub>N—Y— wherein Y is as defined in claim 1 and NR<sub>1</sub>R<sub>2</sub> is dimethylamino, diethylamino, pyrrolidino, piperidino, 4-methylpiperidino, 4-phenylpiperidino, 4-(p-chlorophenyl) piperidino, morpholino, piperazino, 4-methylpiperazino, 4-(β-hydroxyethyl)piperazino, 4-phenylpiperazino, 4-(p-chlorophenyl)piperazino or perhydroazepino.

3. A compound as claimed in claim 1 in which neither of rings a and b is substituted and A is hydrogen or β-morpholinoethyl.

4. Benzhydrysulphinylacetamide.

5. N,N-diphenylmalonamide.

6. N,N-diphenyl-N'-β-morpholinoethylmalonamide or an acid addition salt thereof.



7. A process for the preparation of a compound as claimed in claim 1 substantially as described in any of the Examples.

8. A pharmaceutical composition comprising a compound as claimed in any of claims 1 to 6 in association with a pharmaceutically acceptable excipient.

Agents for the Applicants,  
GILL JENNINGS & EVERY,  
Chartered Patent Agents,  
53 to 64 Chancery Lane,  
London, WC2A 1HN.

---

Printed for Her Majesty's Stationery Office by the Courier Press, Leamington Spa, 1981.  
Published by the Patent Office, 25 Southampton Buildings, London, WC2A 1AY, from  
which copies may be obtained.