United States Patent [19]

Hazama et al.

[11] **Des. 255,125**

[45] ** **May 27, 1980**

[54] **CALCULATING MACHINE**

[75] Inventors: **Shigetoshi Hazama; Matafumi Ikeda,** both of Osaka, Japan

[73] Assignee: **Sharp Kabushiki Kaisha (Sharp Corp.),** Osaka, Japan

[**] Term: **14 Years**

[21] Appl. No.: **916,872**

[22] Filed: **Jun. 19, 1978**

[30] **Foreign Application Priority Data**

Dec. 27, 1977 [JP] Japan 52/51933

[51] **Int. Cl.** ..... **D18—01**

[52] **U.S. Cl.** **D18/7;** D28/83

[58] **Field of Search** ..... D18/2, 6–8; D28/83; D3/39; D9/230, 231, 235; 364/706–710; 200/5 A

[56] **References Cited**

U.S. PATENT DOCUMENTS

D. 243,250	2/1977	Hazama	D18/7
D. 249,822	10/1978	Ohie et al.	D18/7

OTHER PUBLICATIONS

Home Furnishings Daily, 6/2/75, p. 18—Sharp Model EL8009 at right center.

Primary Examiner—Louis S. Zarfas
Attorney, Agent, or Firm—Flehr, Hohbach, Test et al.

[57] **CLAIM**

The ornamental design for a calculating machine, as shown and described.

DESCRIPTION

FIG. **1** is a perspective view of a calculating machine showing our new design;
FIG. **2** is a perspective view thereof with the cover open;
FIG. **3** is a top plan view with the cover closed;
FIG. **4** is a front elevational view thereof;
FIG. **5** is a right side elevational view thereof;
FIG. **6** is a left side elevational view thereof;
FIG. **7** is a rear elevational view thereof;
FIG. **8** is a bottom plan view thereof;
FIG. **9** is a top plan view thereof with the cover open; and
FIG. **10** is a right side elevational view thereof with the cover open.

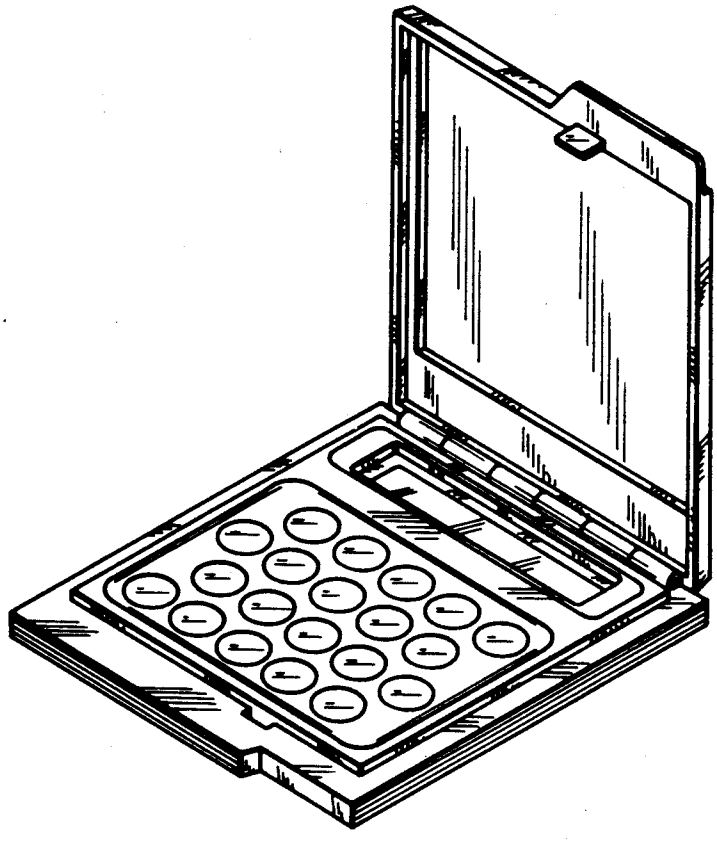

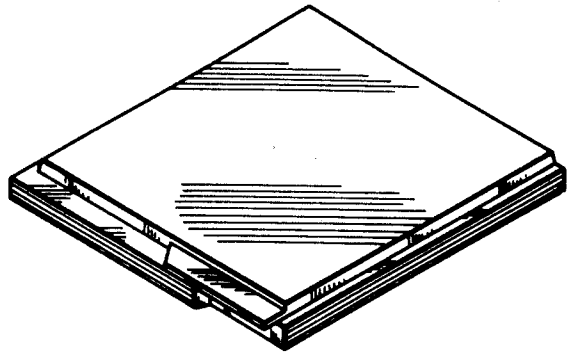

FIG_1



FIG_2

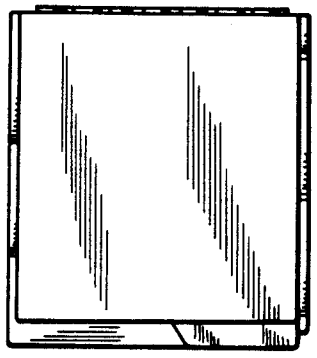

FIG_3



FIG_4



FIG_6



FIG_5



FIG_7

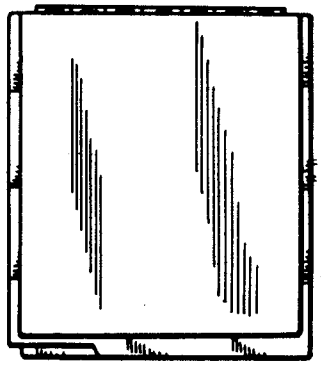

FIG_8

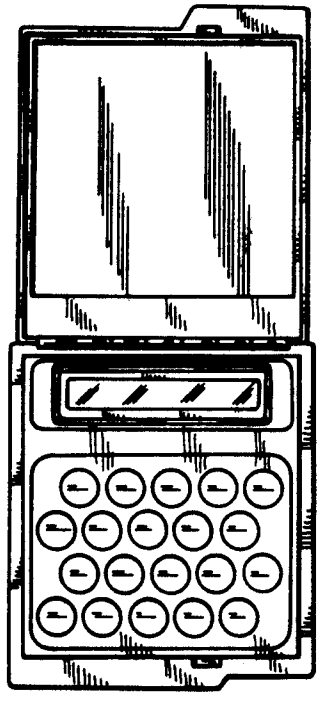

FIG_9



FIG_10