



US00D577864S

(12) **United States Design Patent**
Kitagawa et al.

(10) **Patent No.:** **US D577,864 S**

(45) **Date of Patent:** **** Sep. 30, 2008**

(54) **ELECTRIC HAIR CLIPPER**

D519,678 S * 4/2006 Butcher D28/51

(75) Inventors: **Keiichi Kitagawa**, Saitama (JP); **Naoki Maesawa**, Yokohama (JP)

* cited by examiner

Primary Examiner—Jennifer Rivard

(74) *Attorney, Agent, or Firm*—Osha • Liang LLP

(73) Assignee: **Matsushita Electric Works, Ltd.**, Osaka (JP)

(57) **CLAIM**

(**) Term: **14 Years**

The ornamental design for an electric hair clipper, as shown and described.

(21) Appl. No.: **29/294,547**

(22) Filed: **Jan. 17, 2008**

DESCRIPTION

(30) **Foreign Application Priority Data**

Jul. 26, 2007 (JP) 2007-020233

FIG. 1 is a perspective view of the design for an electric hair clipper according to the invention.

FIG. 2 is a front view of the design according to the invention.

FIG. 3 is a right side view of the design according to the invention.

(51) **LOC (8) Cl.** **28-03**

(52) **U.S. Cl.** **D28/53**

(58) **Field of Classification Search** 30/30, 30/32, 34.05, 34.1–34.2, 44–45, 43–43.92, 30/47–51, 57–58, 526–527, 532–533; D28/49–54
See application file for complete search history.

A left side view of the design according to the invention is a mirror image of the right side view as shown in FIG. 3.

FIG. 4 is a rear view of the design according to the invention.

FIG. 5 is a top view of the design according to the invention; and,

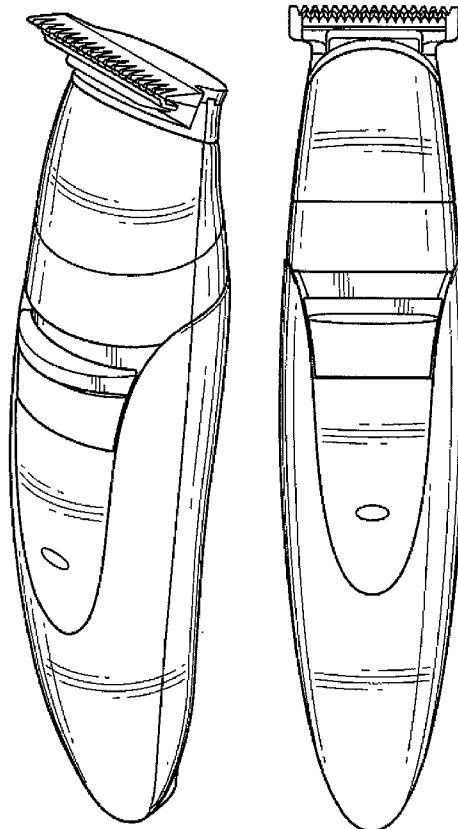
FIG. 6 is a bottom view of the design according to the invention.

(56) **References Cited**

U.S. PATENT DOCUMENTS

D423,720 S * 4/2000 Nielsen et al. D28/53
D486,267 S * 2/2004 Goetschi D28/53

1 Claim, 3 Drawing Sheets



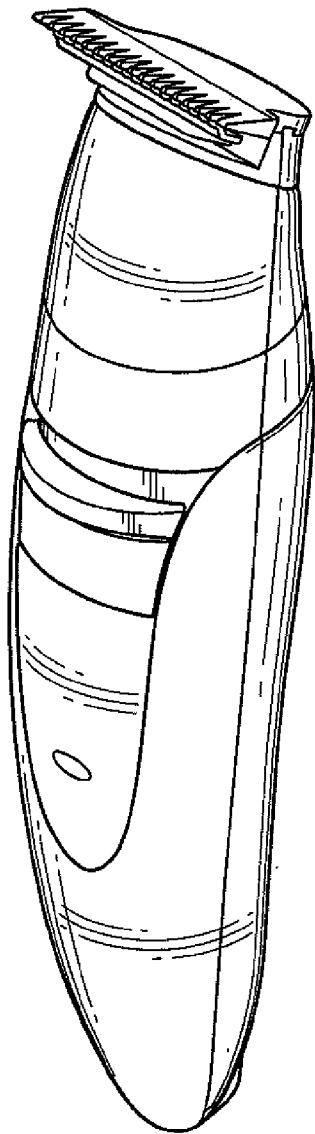


FIG. 1




FIG. 2

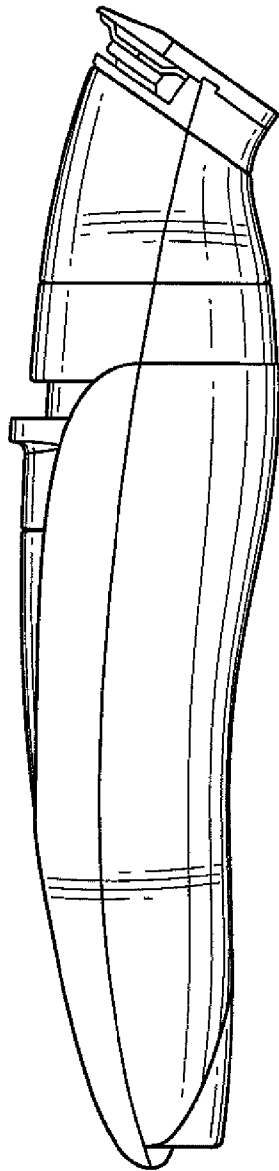


FIG. 3




FIG. 4

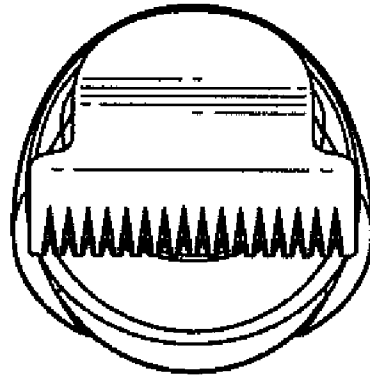


FIG. 5

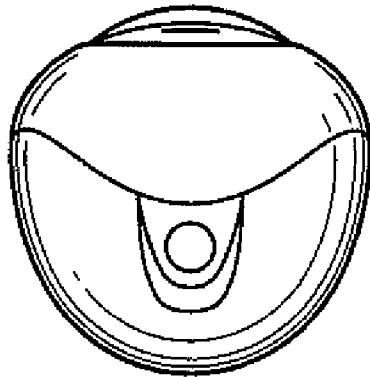


FIG. 6