



US0D1010134S

(12) **United States Design Patent**
McIver et al.

(10) **Patent No.:** **US D1,010,134 S**

(45) **Date of Patent:** **** Jan. 2, 2024**

(54) **TELEMETRY ELEMENT**
(71) Applicant: **INSPIRE MEDICAL SYSTEMS, INC.**, Golden Valley, MN (US)
(72) Inventors: **Jordan McIver**, Blaine, MN (US); **Douglas Murphy**, Plymouth, MN (US); **John Rondoni**, Plymouth, MN (US); **Casimir Sienkiewicz**, Minneapolis, MN (US); **Travis Yoch**, Woodbury, MN (US); **Peter Marshall Young**, Saint Paul, MN (US)

D596,514 S * 7/2009 Luzar D10/70
D599,909 S * 9/2009 Rinott D24/186
D625,824 S * 10/2010 Brackett D24/188
D632,396 S * 2/2011 Kasabach D24/186
D635,874 S * 4/2011 Tseng D10/70
D666,112 S * 8/2012 Chang D10/70
D679,013 S * 3/2013 Green D24/169
D683,636 S * 6/2013 Levanen D10/70
D718,867 S * 12/2014 Schroderus D24/167

(Continued)

(73) Assignee: **INSPIRE MEDICAL SYSTEMS, INC.**, Golden Valley, MN (US)

(**) Term: **15 Years**

(21) Appl. No.: **29/772,831**

(22) Filed: **Mar. 4, 2021**

(51) **LOC (14) Cl.** **24-01**

(52) **U.S. Cl.**
USPC **D24/186**

(58) **Field of Classification Search**
USPC D24/165-168, 186, 187, 200, 231;
D10/70

CPC . A61B 5/6814; A61B 5/0205; A61B 5/02055;
A61B 5/02405; A61B 5/02444; A61B
5/4809; A61B 5/1102; A61G 2203/36

See application file for complete search history.

(56) **References Cited**

U.S. PATENT DOCUMENTS

D216,156 S * 11/1969 Kim D10/70
D274,262 S * 6/1984 Heilman D9/696
D409,099 S * 5/1999 Swetish D10/70
D491,081 S * 6/2004 Olson D10/70
D511,004 S * 10/2005 Masuda D24/187
D537,004 S * 2/2007 Eden D10/70
D575,649 S * 8/2008 Scalisi D10/70

OTHER PUBLICATIONS

New Implant Device, [site visited Oct. 16, 2023]. Available from Internet. URL: <https://www.youtube.com/watch?app=desktop&v=W1zkW7DSXaU> (Year: 2018).*

(Continued)

Primary Examiner — T Chase Nelson

Assistant Examiner — Kelly L Gross

(74) *Attorney, Agent, or Firm* — Dicke, Billig & Czaja, PLLC

(57) **CLAIM**

The ornamental design for a telemetry element, as shown and described.

DESCRIPTION

FIG. 1 is a front, top perspective view of a telemetry element showing our new design;

FIG. 2 is a front elevational view thereof;

FIG. 3 is a rear elevational view thereof;

FIG. 4 is a left side elevational view thereof;

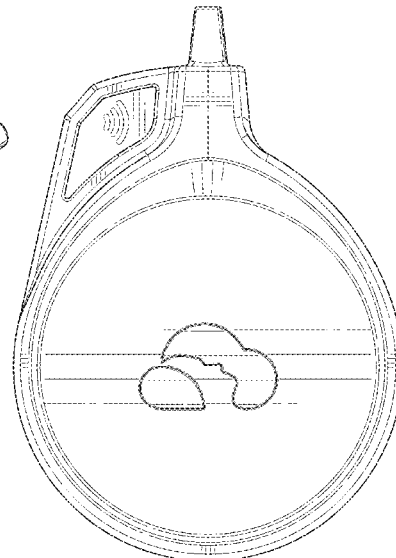
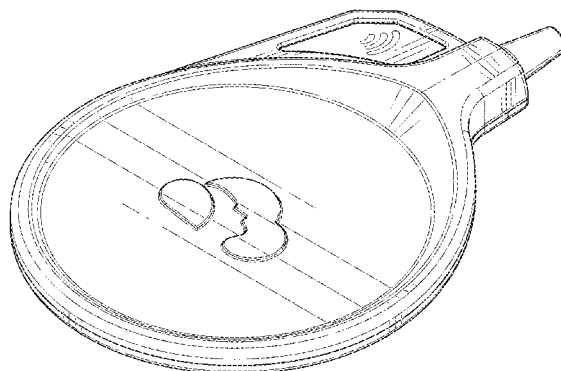
FIG. 5 is a right side elevational view thereof;

FIG. 6 is a top plan view thereof; and,

FIG. 7 is a bottom plan view thereof.

The broken lines and unshaded surface they enclose show portions of the telemetry element that form no part of the claimed design.

1 Claim, 7 Drawing Sheets



(56)

References Cited

U.S. PATENT DOCUMENTS

D732,672	S *	6/2015	Lewis, Jr.	D24/187	D831,189	S *	10/2018	Fang	D24/186
D742,528	S *	11/2015	Huffman	D24/186	D840,358	S *	2/2019	Zhao	D24/186
D752,763	S	3/2016	Rondoni et al.		D850,304	S *	6/2019	Purba	D10/70
D753,832	S *	4/2016	Lin	D24/186	D866,370	S *	11/2019	Wheaton	D10/70
D754,551	S *	4/2016	Heikkilä	D10/70	D866,371	S *	11/2019	Wheaton	D10/70
D754,861	S *	4/2016	O'Driscoll	D16/101	D868,977	S *	12/2019	Vardi	D24/186
D761,676	S *	7/2016	Golnik	D10/70	D879,969	S *	3/2020	Sandt	D24/186
D765,525	S *	9/2016	Huang	D10/70	D882,432	S *	4/2020	Yee	A61B 5/0004
9,452,293	B2	9/2016	Rondoni et al.						D24/186
D775,981	S *	1/2017	Yu	D10/70	D893,043	S *	8/2020	Ou Yang	D24/217
D776,284	S *	1/2017	Ratto	D24/186	D898,596	S *	10/2020	Golnik	D10/70
D776,285	S *	1/2017	Dinger	D24/186	D900,812	S *	11/2020	Friedman	D24/188
D783,838	S *	4/2017	Zhao	D24/186	D921,204	S *	6/2021	Golda	D24/186
D790,372	S *	6/2017	Daoura	D10/104.1	D922,225	S *	6/2021	Densham	D10/70
D796,046	S *	8/2017	Sadot	D24/186	D923,495	S *	6/2021	Densham	D10/70
D796,048	S *	8/2017	O'Driscoll	D24/186	D936,504	S *	11/2021	Dick	D10/70
D796,355	S *	9/2017	Cho	D10/70	D937,426	S *	11/2021	Cordle	D24/187
D796,682	S *	9/2017	Falk	D24/186	D942,448	S *	2/2022	Hamre	D24/186
D801,538	S	10/2017	Rondoni et al.		D943,438	S *	2/2022	Chen	D24/186
D805,926	S *	12/2017	Im	D24/186	D952,864	S *	5/2022	Levy	D24/187
D806,254	S *	12/2017	Im	D24/186	D953,901	S *	6/2022	Cound	D10/70
9,839,786	B2	12/2017	Rondoni et al.		D958,677	S *	7/2022	Akana	D10/70
D807,512	S *	1/2018	Räisänen	D24/186	D969,638	S *	11/2022	Umair	D10/70
D814,042	S *	3/2018	Chan	D24/186	D996,997	S *	8/2023	Umair	D10/70
D817,793	S *	5/2018	Vu	D10/128	2019/0365228	A1	12/2019	Rondoni et al.	
D818,853	S *	5/2018	Golnik	D10/70	2019/0371478	A1	12/2019	Rondoni et al.	
D819,469	S *	6/2018	Farley	D10/70	2019/0371479	A1	12/2019	Rondoni et al.	
D820,123	S *	6/2018	Chou	D10/70					
D824,034	S *	7/2018	Pushpala	D24/186					
D826,748	S *	8/2018	Kim	D10/70					
D828,574	S *	9/2018	Fujiwara	D24/186					
D830,555	S *	10/2018	Lin	D24/167					

OTHER PUBLICATIONS

Inspire Sleep Apnea Innovation—Programmer Manual. “Programmer Model 2740” Jul. 2020, 112 pages.

* cited by examiner

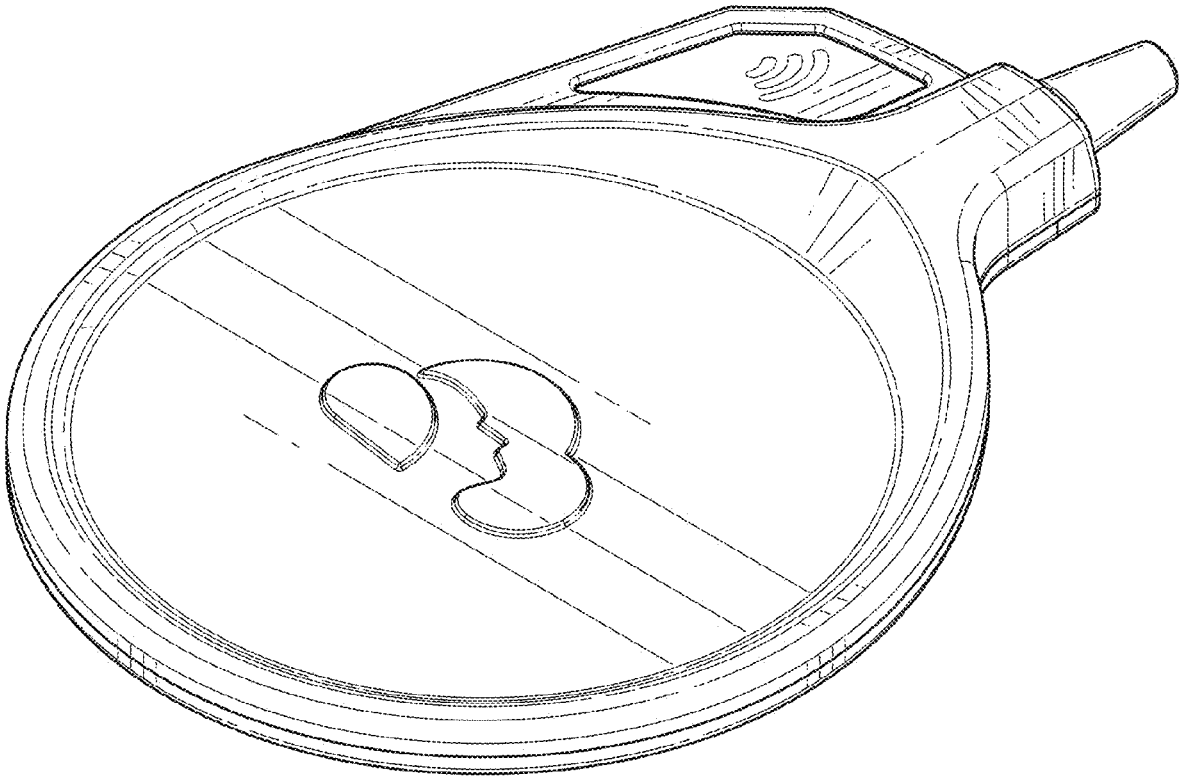


FIG. 1

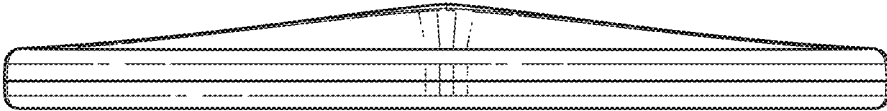


FIG. 2

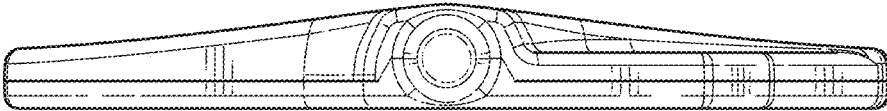


FIG. 3




FIG. 4




FIG. 5

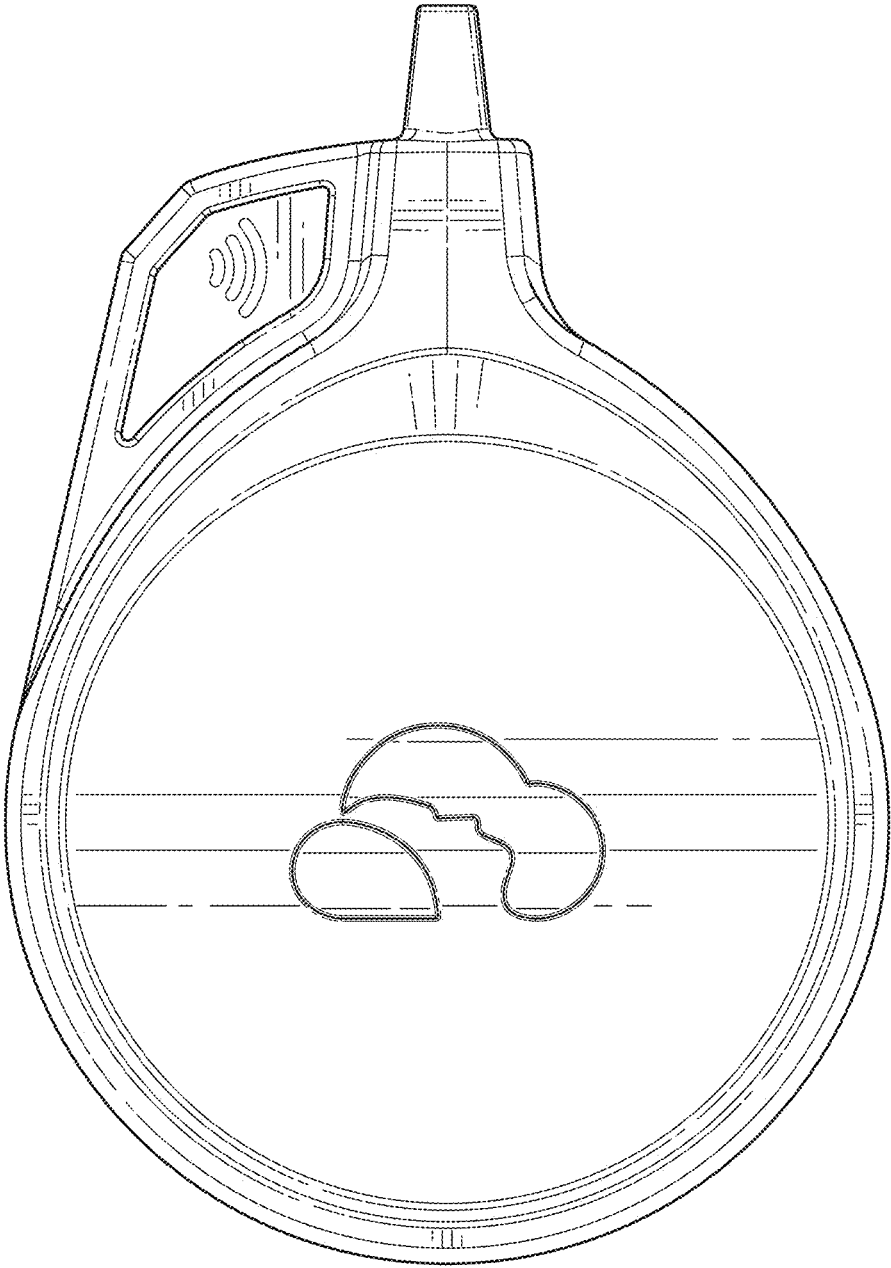


FIG. 6

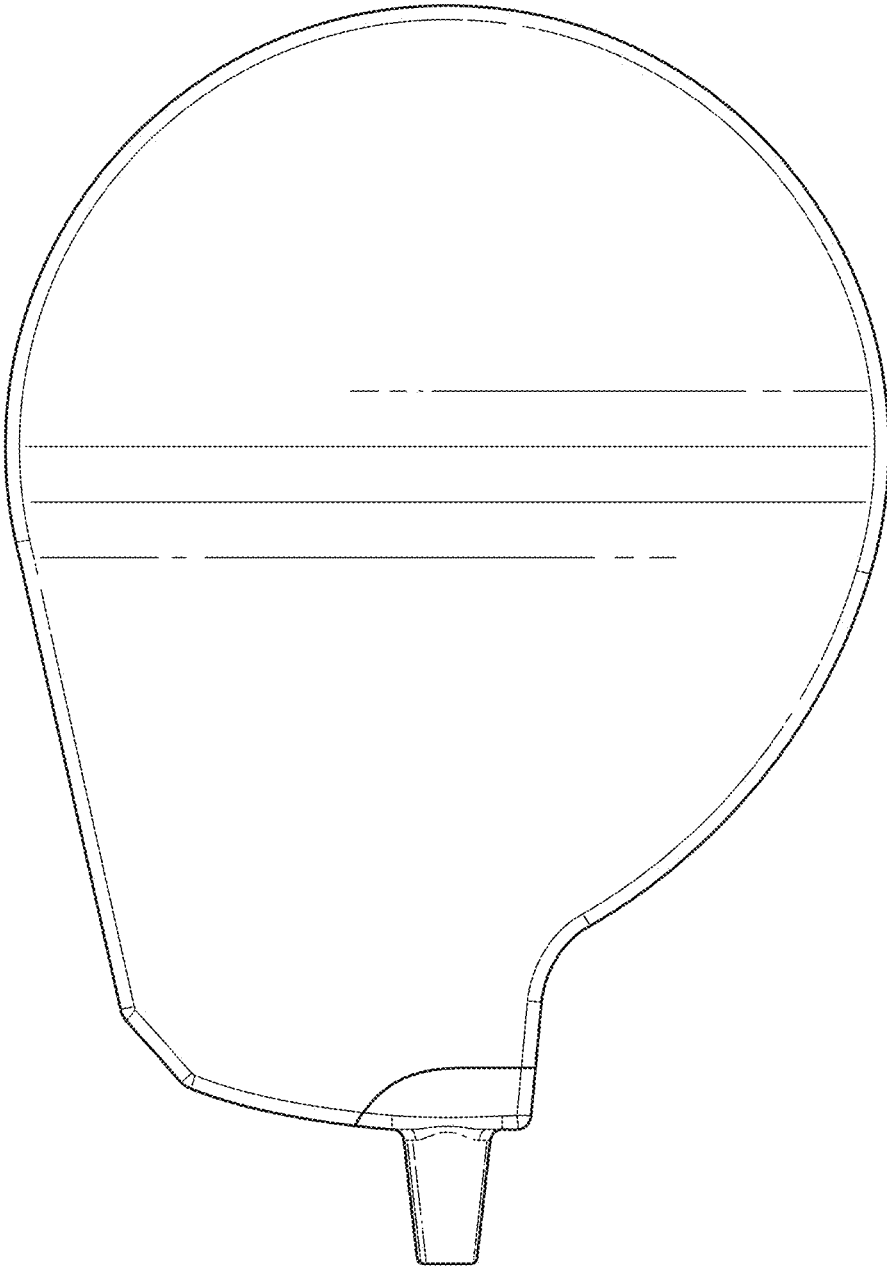


FIG. 7