

(12) STANDARD PATENT
(19) AUSTRALIAN PATENT OFFICE

(11) Application No. **AU 2006208043 B2**

(54) Title
Thiophene compounds for inflammation and immune-related uses

(51) International Patent Classification(s)
C07D 333/10 (2006.01)

(21) Application No: **2006208043** (22) Date of Filing: **2006.01.25**

(87) WIPO No: **WO06/081389**

(30) Priority Data

(31) Number	(32) Date	(33) Country
60/646,772	2005.01.25	US

(43) Publication Date: **2006.08.03**

(44) Accepted Journal Date: **2012.09.20**

(71) Applicant(s)
Synta Pharmaceuticals Corp.

(72) Inventor(s)
Xia, Zhi-Qiang; Yu, Chih-Yi; Sun, Lijun; Jiang, Jun; Xie, Yu; Chen, Shoujun

(74) Agent / Attorney
Shelston IP, Level 21 60 Margaret Street, Sydney, NSW, 2000

(19) World Intellectual Property Organization
International Bureau



(43) International Publication Date
3 August 2006 (03.08.2006)

PCT

(10) International Publication Number
WO 2006/081389 A1

(51) International Patent Classification:
C07D 333/10 (2006.01)

(74) Agents: **HSI, Jeffrey, D.** et al.; Edwards Angell Palmer & Dodge LLP, P.O. Box 55874, Boston, MA 02205 (US).

(21) International Application Number:
PCT/US2006/002872

(81) Designated States (*unless otherwise indicated, for every kind of regional protection available*): AE, AG, AL, AM, AT, AU, AZ, BA, BB, BG, BR, BW, BY, BZ, CA, CH, CN, CO, CR, CU, CZ, DE, DK, DM, DZ, EC, EE, EG, ES, FI, GB, GD, GE, GH, GM, HR, HU, ID, IL, IN, IS, JP, KE, KG, KM, KN, KP, KR, KZ, LC, LK, LR, LS, LT, LU, LV, LY, MA, MD, MG, MK, MN, MW, MX, MZ, NA, NG, NI, NO, NZ, OM, PG, PH, PL, PT, RO, RU, SC, SD, SE, SG, SK, SL, SM, SY, TJ, TM, TN, TR, TT, TZ, UA, UG, US, UZ, VC, VN, YU, ZA, ZM, ZW.

(22) International Filing Date: 25 January 2006 (25.01.2006)

(25) Filing Language: English

(26) Publication Language: English

(30) Priority Data:
60/646,772 25 January 2005 (25.01.2005) US

(71) Applicant (*for all designated States except US*): **SYNTA PHARMACEUTICALS CORP.** [US/US]; 45 Hartwell Ave., Lexington, MA 02421 (US).

(84) Designated States (*unless otherwise indicated, for every kind of regional protection available*): ARIPO (BW, GH, GM, KE, LS, MW, MZ, NA, SD, SL, SZ, TZ, UG, ZM, ZW), Eurasian (AM, AZ, BY, KG, KZ, MD, RU, TJ, TM), European (AT, BE, BG, CH, CY, CZ, DE, DK, EE, ES, FI, FR, GB, GR, HU, IE, IS, IT, LT, LU, LV, MC, NL, PL, PT, RO, SE, SI, SK, TR), OAPI (BF, BJ, CF, CG, CI, CM, GA, GN, GQ, GW, ML, MR, NE, SN, TD, TG).

(72) Inventors; and

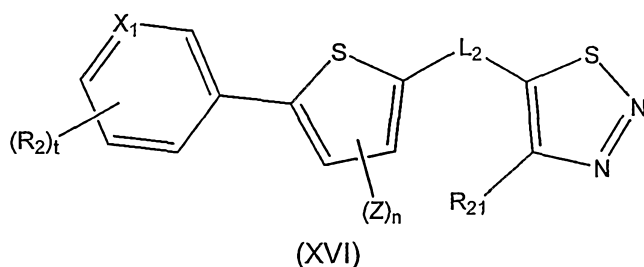
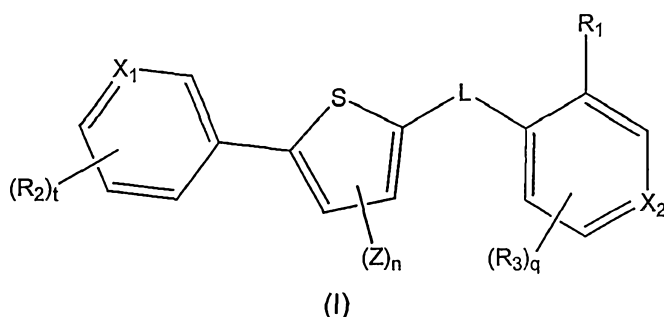
(75) Inventors/Applicants (*for US only*): **SUN, Lijun** [CN/US]; 148 Depot Road, Harvard, MA 01451 (US). **CHEN, Shoujun** [US/US]; 19 Dunster Road, Bedford, MA 01730 (US). **JIANG, Jun** [CN/US]; 117 Central Street, #A3, Acton, MA 01720 (US). **XIA, Zhi-Qiang** [CN/US]; 634 Massachusetts Avenue, Acton, MA 01720 (US). **XIE, Yu** [US/US]; 28 Algonquin Drive, Natick, MA 01760 (US). **YU, Chih-Yi** [—/US]; 18 Winship Street, Malden, MA 02148 (US).

Published:

— with international search report

For two-letter codes and other abbreviations, refer to the "Guidance Notes on Codes and Abbreviations" appearing at the beginning of each regular issue of the PCT Gazette.

(54) Title: THIOPHENE COMPOUNDS FOR INFLAMMATION AND IMMUNE-RELATED USES



(57) Abstract: The invention relates to compounds of structural formulas (I) and (XVI) or a pharmaceutically acceptable salt, solvate, clathrate, or prodrug thereof, wherein X_1 , X_2 , Z , L , L_2 , R_1 , R_2 , R_3 , R_{21} , n , q , and t are defined herein. These compounds are useful as immunosuppressive agents and for treating and preventing inflammatory conditions, allergic disorders, and immune disorders.

THIOPHENE COMPOUNDS FOR INFLAMMATION AND IMMUNE-RELATED USES

RELATED APPLICATION

- 5 This application claims the benefit of U.S. provisional application number 60/646,772, filed on January 25, 2005, the entire teachings of which are incorporated herein by reference.

FIELD OF THE INVENTION

- 10 This invention relates to biologically active chemical compounds, namely thiophenyl derivatives that may be used for immunosuppression or to treat or prevent inflammatory conditions, allergic disorders and immune disorders.

BACKGROUND OF THE INVENTION

- 15 Inflammation is a mechanism that protects mammals from invading pathogens. However, while transient inflammation is necessary to protect a mammal from infection, uncontrolled inflammation causes tissue damage and is the underlying cause of many illnesses. Inflammation is typically initiated by binding of an antigen to T-cell antigen receptor. Antigen binding by a T-cell initiates calcium influx into the
- 20 cell via calcium ion channels, such as Ca^{2+} -release-activated Ca^{2+} channels (CRAC). Calcium ion influx in turn initiates a signaling cascade that leads to activation of these cells and an inflammatory response characterized by cytokine production.

- 25 Interleukin 2 (IL-2) is a cytokine that is secreted by T cells in response to calcium ion influx into the cell. IL-2 modulates immunological effects on many cells of the immune system. For example, it is a potent T cell mitogen that is required for T cell proliferation, promoting their progression from G1 to S phase of the cell cycle; it stimulates the growth of NK cells; and it acts as a growth factor to B cells and stimulates antibody synthesis.

- 30 IL-2, although useful in the immune response, can cause a variety of problems. IL-2 damages the blood-brain barrier and the endothelium of brain vessels. These effects

therapy, e.g. fatigue, disorientation and depression. It also alters the electrophysiological behaviour of neurons.

5 Due to its effects on both T and B cells, IL-2 is a major central regulator of immune responses. It plays a role in inflammatory reactions, tumour surveillance, and hematopoiesis. It also affects the production of other cytokines, inducing IL-1, TNF- α and TNF- β secretion, as well as stimulating the synthesis of IFN- γ in peripheral leukocytes.

10 T cells that are unable to produce IL-2 become inactive (anergic). This renders them potentially inert to any antigenic stimulation they might receive in the future. As a result, agents which inhibit IL-2 production can be used for immunosuppression or to treat or prevent inflammation and immune disorders. This approach has been clinically validated with immunosuppressive drugs such as cyclosporin, FK506, and
15 RS61443. Despite this proof of concept, agents that inhibit IL-2 production remain far from ideal. Among other problems, efficacy limitations and unwanted side effects (including dose-dependant nephrotoxicity and hypertension) hinder their use.

Over production of proinflammatory cytokines other than IL-2 has also been
20 implicated in many autoimmune diseases. For example, Interleukin 5 (IL-5), a cytokine that increases the production of eosinophils, is increased in asthma. Overproduction of IL-5 is associated with accumulation of eosinophils in the asthmatic bronchial mucosa, a hall mark of allergic inflammation. Thus, patients with asthma and other inflammatory disorders involving the accumulation of eosinophils
25 would benefit from the development of new drugs that inhibit the production of IL-5.

Interleukin 4 (IL-4) and interleukin 13 (IL-13) have been identified as mediators of the hypercontractility of smooth muscle found in inflammatory bowel disease and asthma. Thus, patients with asthma and inflammatory bowel disease would benefit
30 from the development of new drugs that inhibit IL-4 and IL-13 production.

Granulocyte macrophage-colony stimulating factor (GM-CSF) is a regulator of maturation of granulocyte and macrophage lineage population and has been

2006208043 06 Sep 2012

- 3 -

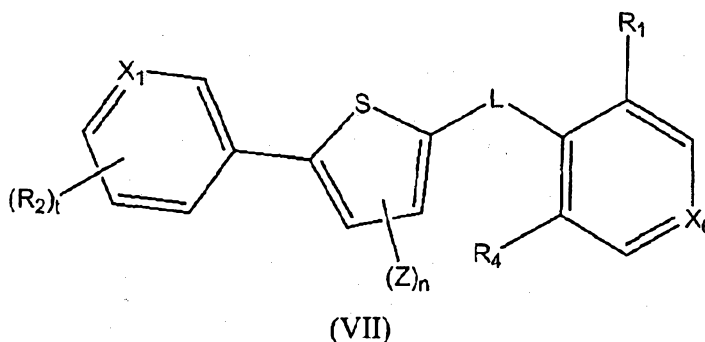
implicated as a key factor in inflammatory and autoimmune diseases. Anti-GM-CSF antibody blockade has been shown to ameliorate autoimmune disease. Thus, development of new drugs that inhibit the production of GM-CSF would be beneficial to patients with an inflammatory or autoimmune disease.

- 5 There is a continuing need for new drugs which overcome one or more of the shortcomings of drugs currently used for immunosuppression or in the treatment or prevention of inflammatory disorders, allergic disorders and autoimmune disorders. Desirable properties of new drugs include efficacy against diseases or disorders that are currently untreatable or poorly treatable, new mechanism of action, oral bioavailability
10 and/or reduced side effects.

Any discussion of the prior art throughout the specification should in no way be considered as an admission that such prior art is widely known or forms part of common general knowledge in the field.

15 SUMMARY OF THE INVENTION

According to a first aspect, the present invention provides a compound represented by structural formula (VII):



20

or a pharmaceutically acceptable salt, solvate, clathrate, or prodrug thereof, wherein:

L is a linker selected from the group consisting of $-\text{NR}-\text{C}(\text{O})-$, $-\text{C}(\text{O})-\text{NR}-$, $-\text{NR}-\text{C}(\text{S})-$, $-\text{C}(\text{S})-\text{NR}-$, $-\text{NR}-\text{C}(\text{NR}_8)-$, or $-\text{C}(\text{NR}_8)-\text{NR}-$;

25 X_1 is CH, CR_2 , or N; X_6 is CH or N;

each Z is independently selected from the group consisting of a lower alkyl, a lower haloalkyl, a halo, a lower alkoxy, a lower alkyl sulfanyl, cyano, nitro, or lower haloalkoxy;

2006208043 06 Sep 2012

- 3a -

R, for each occurrence is independently selected from -H, an alkyl, -C(O)R₅, or -C(O)OR₅;

R₁, R₂, and R₄, for each occurrence are, independently, an optionally substituted alkyl, an optionally substituted alkenyl, an optionally substituted alkynyl, an optionally substituted cycloalkyl, an optionally substituted cycloalkenyl, an optionally substituted heterocyclyl, an optionally substituted aryl, an optionally substituted heteroaryl, an optionally substituted aralkyl, or an optionally substituted heteraralkyl, nitro, cyano, a halo, a haloalkyl, a haloalkoxy, -OR₅, -SR₅, -NR₆R₇, -C(X₃)R₅, -C(X₃)OR₅, -OC(X₃)R₅, -NR₅C(X₃)OR₅, -C(X₃)NR₆R₇, -NR₅C(X₃)R₅, -NR₅C(X₃)NR₆R₇, -OC(X₃)NR₆R₇, -C(X₃)SR₅, -SC(X₃)R₅, -S(O)_pR₅, -OS(O)_pR₅, -S(O)_pOR₅, -NR₅S(O)_pR₅, -S(O)_pNR₆R₇, -P(X₄)(R₅)₂, -P(X₄)(X₅R₅)(R₅), -P(X₄)(X₅R₅)₂, -X₅P(X₄)(X₅R₅)₂, -X₅P(X₄)(R₅)(X₅R₅), or -X₅P(X₄)(R₅)₂;

X₃ is =O, =S, or =NR₈;

X₄ is =O or =S;

15 X₅ is -O- or -S-;

R₅, for each occurrence, is independently, H, an optionally substituted alkyl, an optionally substituted alkenyl, an optionally substituted alkynyl, an optionally substituted cycloalkyl, an optionally substituted cycloalkenyl, an optionally substituted heterocyclyl, an optionally substituted aryl, an optionally substituted heteroaryl, an optionally substituted aralkyl, or an optionally substituted heteraralkyl;

R₆ and R₇, for each occurrence are, independently, H, an optionally substituted alkyl, an optionally substituted alkenyl, an optionally substituted alkynyl, an optionally substituted cycloalkyl, an optionally substituted cycloalkenyl, an optionally substituted heterocyclyl, an optionally substituted aryl, an optionally substituted heteroaryl, an optionally substituted aralkyl, or an optionally substituted heteraralkyl; or R₆ and R₇ taken together with the nitrogen to which they are attached are an optionally substituted heterocyclyl or optionally substituted heteroaryl;

R₈, for each occurrence, is independently -H, a halo, an alkyl, -OR₅, -NR₆R₇, -C(O)R₅, -C(O)OR₅, or -C(O)NR₆R₇;

30 n is zero or an integer from 1 to 2;

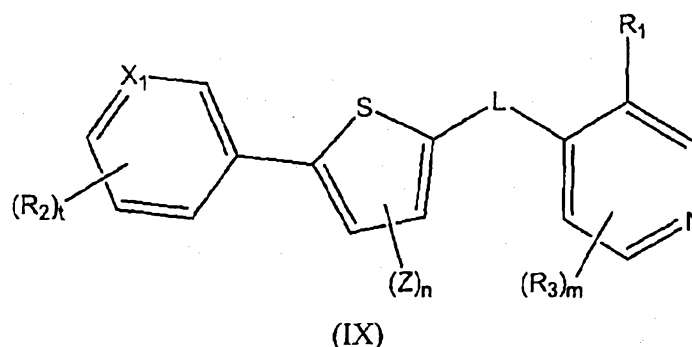
p, for each occurrence, is independently 1 or 2; and

t is zero or an integer from 1 to 4.

2006208043 06 Sep 2012

- 3b -

According to a second aspect, the present invention provides a compound represented by structural formula (IX):



5 or a pharmaceutically acceptable salt, solvate, clathrate, or prodrug thereof, wherein:

L is a linker selected from the group consisting of -NR-C(O)- , -C(O)-NR- , -NR-C(S)- , -C(S)-NR- , $\text{-NR-C(NR}_8\text{)-}$, or $\text{-C(NR}_8\text{)-NR-}$;

X_1 is CH, CR_2 , or N;

10 each Z is independently selected from the group consisting of a lower alkyl, a lower haloalkyl, a halo, a lower alkoxy, a lower alkyl sulfanyl, cyano, nitro, or lower haloalkoxy;

R, for each occurrence is independently selected from -H, an alkyl, -C(O)R_5 , or -C(O)OR_5 ;

15 R_1 , and R_2 and R_3 , for each occurrence are, independently, an optionally substituted alkyl, an optionally substituted alkenyl, an optionally substituted alkynyl, an optionally substituted cycloalkyl, an optionally substituted cycloalkenyl, an optionally substituted heterocyclyl, an optionally substituted aryl, an optionally substituted heteroaryl, an optionally substituted aralkyl, or an optionally substituted heteraralkyl,

20 nitro, cyano, a halo, a haloalkyl, a haloalkoxy, -OR_5 , -SR_5 , $\text{-NR}_6\text{R}_7$, $\text{-C(X}_3\text{)R}_5$, $\text{-C(X}_3\text{)OR}_5$, $\text{-OC(X}_3\text{)R}_5$, $\text{-NR}_5\text{C(X}_3\text{)OR}_5$, $\text{-C(X}_3\text{)NR}_6\text{R}_7$, $\text{-NR}_5\text{C(X}_3\text{)R}_5$, $\text{-NR}_5\text{C(X}_3\text{)NR}_6\text{R}_7$, $\text{-OC(X}_3\text{)NR}_6\text{R}_7$, $\text{-C(X}_3\text{)SR}_5$, $\text{-SC(X}_3\text{)R}_5$, $\text{-S(O)}_p\text{R}_5$, $\text{-OS(O)}_p\text{R}_5$, $\text{-S(O)}_p\text{OR}_5$, $\text{-NR}_5\text{S(O)}_p\text{R}_5$, $\text{-S(O)}_p\text{NR}_6\text{R}_7$, $\text{-P(X}_4\text{)(R}_5\text{)}_2$, $\text{-P(X}_4\text{)(X}_5\text{R}_5\text{)(R}_5\text{)}$, $\text{-P(X}_4\text{)(X}_5\text{R}_5\text{)}_2$, $\text{-X}_5\text{P(X}_4\text{)(X}_5\text{R}_5\text{)}_2$, $\text{-X}_5\text{P(X}_4\text{)(R}_5\text{)(X}_5\text{R}_5\text{)}$, or $\text{-X}_5\text{P(X}_4\text{)(R}_5\text{)}_2$;

25 X_3 is =O, =S, or =NR₈;

X_4 is =O or =S;

X_5 is -O- or -S-;

- 3c -

R_5 , for each occurrence, is independently, H, an optionally substituted alkyl, an optionally substituted alkenyl, an optionally substituted alkynyl, an optionally substituted cycloalkyl, an optionally substituted cycloalkenyl, an optionally substituted heterocyclyl, an optionally substituted aryl, an optionally substituted heteroaryl, an optionally substituted aralkyl, or an optionally substituted heteraralkyl;

R_6 and R_7 , for each occurrence are, independently, H, an optionally substituted alkyl, an optionally substituted alkenyl, an optionally substituted alkynyl, an optionally substituted cycloalkyl, an optionally substituted cycloalkenyl, an optionally substituted heterocyclyl, an optionally substituted aryl, an optionally substituted heteroaryl, an optionally substituted aralkyl, or an optionally substituted heteraralkyl; or R_6 and R_7 taken together with the nitrogen to which they are attached are an optionally substituted heterocyclyl or optionally substituted heteroaryl;

R_8 , for each occurrence, is independently -H, a halo, an alkyl, -OR₅, -NR₆R₇, -C(O)R₅, -C(O)OR₅, or -C(O)NR₆R₇;

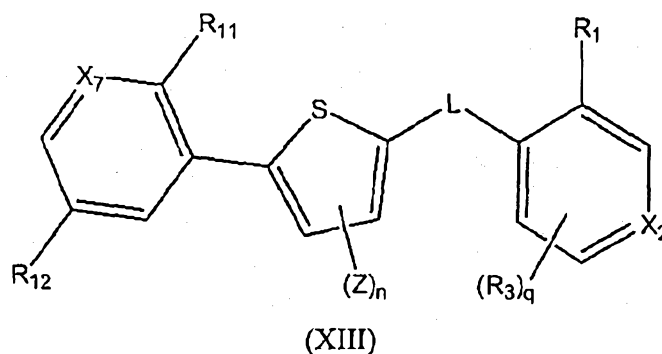
n is zero or an integer from 1 to 2;

p, for each occurrence, is independently 1 or 2;

m is zero or an integer from 1 to 3; and

t is zero or an integer from 1 to 4.

According to a third aspect, the present invention provides a compound represented by structural formula (XIII):



or a pharmaceutically acceptable salt, solvate, clathrate, or prodrug thereof, wherein:

L is a linker selected from the group consisting of -NR-C(O)-, -C(O)-NR-, -NR-C(S)-, -C(S)-NR-, -NR-C(NR₈)-, or -C(NR₈)-NR-;

X_2 is CH, CR₃, or N;

X_7 is CH or N;

2006208043 06 Sep 2012

- 3d -

each Z is independently selected from the group consisting of a lower alkyl, a lower haloalkyl, a halo, a lower alkoxy, a lower alkyl sulfanyl, cyano, nitro, or lower haloalkoxy;

R, for each occurrence is independently selected from -H, an alkyl, -C(O)R₅, or
5 -C(O)OR₅;

R₁ and R₃, for each occurrence are, independently, an optionally substituted alkyl, an optionally substituted alkenyl, an optionally substituted alkynyl, an optionally substituted cycloalkyl, an optionally substituted cycloalkenyl, an optionally substituted heterocyclyl, an optionally substituted aryl, an optionally substituted heteroaryl, an
10 optionally substituted aralkyl, or an optionally substituted heteraralkyl, nitro, cyano, a halo, a haloalkyl, a haloalkoxy, -OR₅, -SR₅, -NR₆R₇, -C(X₃)R₅, -C(X₃)OR₅, -OC(X₃)R₅, -NR₅C(X₃)OR₅, -C(X₃)NR₆R₇, -NR₅C(X₃)R₅, -NR₅C(X₃)NR₆R₇, -OC(X₃)NR₆R₇, -C(X₃)SR₅, -SC(X₃)R₅, -S(O)_pR₅, -OS(O)_pR₅, -S(O)_pOR₅, -NR₅S(O)_pR₅, -S(O)_pNR₆R₇, -P(X₄)(R₅)₂, -P(X₄)(X₅R₅)(R₅), -P(X₄)(X₅R₅)₂,
15 -X₅P(X₄)(X₅R₅)₂, -X₅P(X₄)(R₅)(X₅R₅), or -X₅P(X₄)(R₅)₂;

X₃ is =O, =S, or =NR₈;

X₄ is =O or =S;

X₅ is -O- or -S-;

R₅, for each occurrence, is independently, H, an optionally substituted alkyl, an
20 optionally substituted alkenyl, an optionally substituted alkynyl, an optionally substituted cycloalkyl, an optionally substituted cycloalkenyl, an optionally substituted heterocyclyl, an optionally substituted aryl, an optionally substituted heteroaryl, an optionally substituted aralkyl, or an optionally substituted heteraralkyl;

R₆ and R₇, for each occurrence are, independently, H, an optionally substituted
25 alkyl, an optionally substituted alkenyl, an optionally substituted alkynyl, an optionally substituted cycloalkyl, an optionally substituted cycloalkenyl, an optionally substituted heterocyclyl, an optionally substituted aryl, an optionally substituted heteroaryl, an optionally substituted aralkyl, or an optionally substituted heteraralkyl; or R₆ and R₇ taken together with the nitrogen to which they are attached are an optionally substituted
30 heterocyclyl or optionally substituted heteroaryl;

R₈, for each occurrence, is independently -H, a halo, an alkyl, -OR₅, -NR₆R₇, -C(O)R₅, -C(O)OR₅, or -C(O)NR₆R₇;

2006208043 06 Sep 2012

- 3e -

R_{11} and R_{12} are each, independently, a halo, a lower alkyl, a lower haloalkyl, a lower alkoxy, a lower haloalkoxy, a 5-membered heteroaryl which is optionally substituted with one to three lower alkyl groups, $-C(O)OR_{13}$, $-C(O)NR_{14}R_{15}$, or cyano;

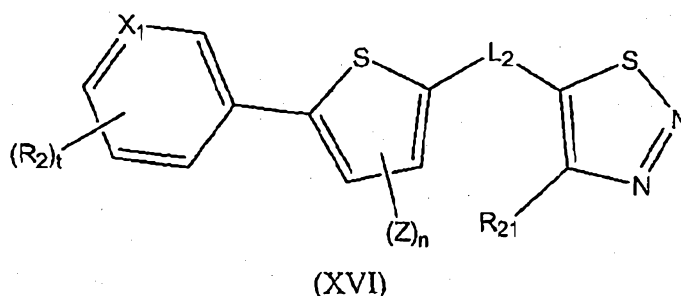
R_{13} , R_{14} , and R_{15} , for each occurrence, are independently, H, a lower alkyl, or a lower alkyl substituted with an alkoxy group;

n is zero or an integer from 1 to 2;

p , for each occurrence, is independently 1 or 2; and

q is zero or an integer from 1 to 3.

According to a fourth aspect, the present invention provides a compound represented by structural formula (XVI):



or a pharmaceutically acceptable salt, solvate, clathrate, or prodrug thereof, wherein:

L_2 is a linker selected from the group consisting of $-NR-C(O)-$, $-C(O)-NR-$, $-NR-C(S)-$, $-C(S)-NR-$, $-CH_2NR-$, $-NRCH_2-$, $-C(O)-$, $-C(S)-$, $-NR-C(NR_8)-$, or $-C(NR_8)-NR-$;

X_1 is CH, CR_2 , or N;

each Z is independently selected from the group consisting of a lower alkyl, a lower haloalkyl, a halo, a lower alkoxy, a lower alkyl sulfanyl, cyano, nitro, or lower haloalkoxy;

R , for each occurrence is independently selected from $-H$, an alkyl, $-C(O)R_5$, or $-C(O)OR_5$;

R_2 , for each occurrence is, independently, an optionally substituted alkyl, an optionally substituted alkenyl, an optionally substituted alkynyl, an optionally substituted cycloalkyl, an optionally substituted cycloalkenyl, an optionally substituted heterocyclyl, an optionally substituted aryl, an optionally substituted heteroaryl, an optionally substituted aralkyl, or an optionally substituted heteraralkyl, nitro, cyano, a halo, a haloalkyl, a haloalkoxy, $-OR_5$, $-SR_5$, $-NR_6R_7$, $-C(X_3)R_5$, $-C(X_3)OR_5$, $-OC(X_3)R_5$, $-NR_5C(X_3)OR_5$, $-C(X_3)NR_6R_7$, $-NR_5C(X_3)R_5$, $-NR_5C(X_3)NR_6R_7$,

-OC(X₃)NR₆R₇, -C(X₃)SR₅, -SC(X₃)R₅, -S(O)_pR₅, -OS(O)_pR₅, -S(O)_pOR₅,
 -NR₅S(O)_pR₅, -S(O)_pNR₆R₇, -P(X₄)(R₅)₂, -P(X₄)(X₅R₅)(R₅), -P(X₄)(X₅R₅)₂,
 -X₅P(X₄)(X₅R₅)₂, -X₅P(X₄)(R₅)(X₅R₅), or -X₅P(X₄)(R₅)₂;

- R₂₁ is H, an optionally substituted alkyl, an optionally substituted alkenyl, an
 5 optionally substituted alkynyl, an optionally substituted cycloalkyl, an optionally
 substituted cycloalkenyl, an optionally substituted heterocyclyl, an optionally substituted
 aryl, an optionally substituted heteroaryl, an optionally substituted aralkyl, or an
 optionally substituted heteraralkyl, nitro, cyano, a halo, a haloalkyl, a haloalkoxy, -OR₅,
 -SR₅, -NR₆R₇, -C(X₃)R₅, -C(X₃)OR₅, -OC(X₃)R₅, -NR₅C(X₃)OR₅, -C(X₃)NR₆R₇,
 10 -NR₅C(X₃)R₅, -NR₅C(X₃)NR₆R₇, -OC(X₃)NR₆R₇, -C(X₃)SR₅, -SC(X₃)R₅, -S(O)_pR₅,
 -OS(O)_pR₅, -S(O)_pOR₅, -NR₅S(O)_pR₅, -S(O)_pNR₆R₇, -P(X₄)(R₅)₂, -P(X₄)(X₅R₅)(R₅),
 -P(X₄)(X₅R₅)₂, -X₅P(X₄)(X₅R₅)₂, -X₅P(X₄)(R₅)(X₅R₅), or -X₅P(X₄)(R₅)₂;

X₃ is =O, =S, or =NR₈;

X₄ is =O or =S;

- 15 X₅ is -O- or -S-;

- R₅, for each occurrence, is independently, H, an optionally substituted alkyl, an
 optionally substituted alkenyl, an optionally substituted alkynyl, an optionally
 substituted cycloalkyl, an optionally substituted cycloalkenyl, an optionally substituted
 heterocyclyl, an optionally substituted aryl, an optionally substituted heteroaryl, an
 20 optionally substituted aralkyl, or an optionally substituted heteraralkyl;

- R₆ and R₇, for each occurrence are, independently, H, an optionally substituted
 alkyl, an optionally substituted alkenyl, an optionally substituted alkynyl, an optionally
 substituted cycloalkyl, an optionally substituted cycloalkenyl, an optionally substituted
 heterocyclyl, an optionally substituted aryl, an optionally substituted heteroaryl, an
 25 optionally substituted aralkyl, or an optionally substituted heteraralkyl; or R₆ and R₇
 taken together with the nitrogen to which they are attached are an optionally substituted
 heterocyclyl or optionally substituted heteroaryl;

R₈, for each occurrence, is independently -H, a halo, an alkyl, -OR₅, -NR₆R₇,
 -C(O)R₅, -C(O)OR₅, or -C(O)NR₆R₇;

- 30 n is zero or an integer from 1 to 2;

p, for each occurrence, is independently 1 or 2; and

t is zero or an integer from 1 to 4.

2006208043 06 Sep 2012

- 3g -

According to a fifth aspect, the present invention provides a compound selected from the group consisting of:

- 5-(2-Chloro-5-trifluoromethyl-phenyl)-thiophene-2-carboxylic acid (2,6-difluoro-phenyl)-amide;
- 5-(2-Chloro-5-trifluoromethyl-phenyl)-thiophene-2-carboxylic acid (3-methyl-pyridin-4-yl)-amide;
- 3-[5-(2,6-Difluoro-phenylcarbamoyl)-thiophen-2-yl]-4-methyl-benzoic acid methyl ester;
- 4-Methyl-3-[5-(3-methyl-pyridin-4-ylcarbamoyl)-thiophen-2-yl]-benzoic acid methyl ester;
- 3-[5-(2,6-Difluoro-phenylcarbamoyl)-thiophen-2-yl]-4-methyl-benzoic acid propyl ester;
- 3-[5-(2,6-Difluoro-phenylcarbamoyl)-thiophen-2-yl]-4-methyl-benzoic acid 2-methoxy-ethyl ester;
- 4-Chloro-3-[5-(2,6-difluoro-phenylcarbamoyl)-thiophen-2-yl]-benzoic acid methyl ester;
- 4-Chloro-3-[5-(2,6-difluoro-phenylcarbamoyl)-thiophen-2-yl]-benzoic acid ethyl ester;
- 4-Chloro-3-[5-(2,6-difluoro-phenylcarbamoyl)-thiophen-2-yl]-benzoic acid propyl ester;
- 4-Chloro-3-[5-(2,6-difluoro-phenylcarbamoyl)-thiophen-2-yl]-benzoic acid 2-methoxy-ethyl ester;
- 5-(5-Furan-2-yl-2-methoxy-pyridin-3-yl)-thiophene-2-carboxylic acid (2,6-difluoro-phenyl)-amide;
- 5-(5-Furan-3-yl-2-methoxy-pyridin-3-yl)-thiophene-2-carboxylic acid (2,6-difluoro-phenyl)-amide;
- 5-(5-Chloro-2-methoxy-pyridin-3-yl)-thiophene-2-carboxylic acid (2,6-difluoro-phenyl)-amide;
- 5-(5-Bromo-2-methoxy-pyridin-3-yl)-thiophene-2-carboxylic acid (2,6-difluoro-phenyl)-amide;
- 5-(2-Ethyl-5-trifluoromethyl-phenyl)-thiophene-2-carboxylic acid (2,6-difluoro-phenyl)-amide;
- 5-(2-Methyl-5-trifluoromethyl-phenyl)-thiophene-2-carboxylic acid (2,6-difluoro-phenyl)-amide;
- 5-(5-Carbamoyl-2-methyl-phenyl)-thiophene-2-carboxylic acid (2,6-difluoro-phenyl)-amide;
- 5-(5-Carbamoyl-2-methyl-phenyl)-thiophene-2-carboxylic acid (2,6-difluoro-phenyl)-amide;
- 4-[5-(2,6-Difluoro-phenylcarbamoyl)-thiophen-2-yl]-3-methyl-benzoic acid methyl ester;
- 4-[5-(2,6-Difluoro-phenylcarbamoyl)-thiophen-2-yl]-3-methyl-benzoic acid ethyl ester;
- 4-[5-(2,6-Difluoro-phenylcarbamoyl)-thiophen-2-yl]-3-methyl-benzoic acid propyl ester;

2006208043 06 Sep 2012

- 3h -

- 4-[5-(2,6-Difluoro-phenylcarbamoyl)-thiophen-2-yl]-3-methyl-benzoic acid 2-methoxy-ethyl ester;
- 3-Chloro-4-[5-(2,6-difluoro-phenylcarbamoyl)-thiophen-2-yl]-benzoic acid methyl ester;
- 3-Chloro-4-[5-(2,6-difluoro-phenylcarbamoyl)-thiophen-2-yl]-benzoic acid ethyl ester;
- 4-Chloro-3-[5-(2,6-difluoro-phenylcarbamoyl)-thiophen-2-yl]-benzoic acid propyl ester;
- 3-Chloro-4-[5-(2,6-difluoro-phenylcarbamoyl)-thiophen-2-yl]-benzoic acid 2-methoxy-ethyl ester;
- 5-(5-Furan-2-yl-2-methoxy-pyridin-3-yl)-thiophene-2-carboxylic acid (3-fluoro-pyridin-4-yl)-amide;
- 5-(5-Furan-3-yl-2-methoxy-pyridin-3-yl)-thiophene-2-carboxylic acid (3-fluoro-pyridin-4-yl)-amide;
- 5-(5-Chloro-2-methoxy-pyridin-3-yl)-thiophene-2-carboxylic acid (3-fluoro-pyridin-4-yl)-amide;
- 5-(5-Bromo-2-methoxy-pyridin-3-yl)-thiophene-2-carboxylic acid (3-fluoro-pyridin-4-yl)-amide;
- 5-(2-Ethyl-5-trifluoromethyl-phenyl)-thiophene-2-carboxylic acid (3-fluoro-pyridin-4-yl)-amide;
- 5-(2-Methyl-5-trifluoromethyl-phenyl)-thiophene-2-carboxylic acid (3-fluoro-pyridin-4-yl)-amide;
- 5-(5-Carbamoyl-2-methyl-phenyl)-thiophene-2-carboxylic acid (3-fluoro-pyridin-4-yl)-amide;
- 5-(5-Cyano-2-methyl-phenyl)-thiophene-2-carboxylic acid (3-fluoro-pyridin-4-yl)-amide;
- 3-[5-(3,5-Difluoro-pyridin-4-ylcarbamoyl)-thiophen-2-yl]-4-methyl- benzoic acid methyl ester;
- 3-[5-(3,5-Difluoro-pyridin-4-ylcarbamoyl)-thiophen-2-yl]-4-methyl- benzoic acid ethyl ester;
- 3-[5-(3,5-Difluoro-pyridin-4-ylcarbamoyl)-thiophen-2-yl]-4-methyl- benzoic acid propyl ester;
- 3-[5-(3,5-Difluoro-pyridin-4-ylcarbamoyl)-thiophen-2-yl]-4-methyl -benzoic acid 2-methoxy-ethyl ester;
- 4-Chloro-3-[5-(3,5-difluoro-pyridin-4-ylcarbamoyl)-thiophen-2-yl]- benzoic acid methyl ester;
- 4-Chloro-3-[5-(3,5-difluoro-pyridin-4-ylcarbamoyl)-thiophen-2-yl]- benzoic acid ethyl ester;

2006208043 06 Sep 2012

- 3i -

- 4-Chloro-3-[5-(3,5-difluoro-pyridin-4-ylcarbamoyl)-thiophen-2-yl]- benzoic acid propyl ester;
- 4-Chloro-3-[5-(3,5-difluoro-pyridin-4-ylcarbamoyl)-thiophen-2-yl]- benzoic acid 2-methoxy-ethyl ester;
- 5-(5-Furan-2-yl-2-methoxy-pyridin-3-yl)-thiophene-2-carboxylic acid (3,5-difluoro-pyridin-4-yl)-amide;
- 5-(5-Furan-3-yl-2-methoxy-pyridin-3-yl)-thiophene-2-carboxylic acid (3,5-difluoro-pyridin-4-yl)-amide;
- 5-(5-Chloro-2-methoxy-pyridin-3-yl)-thiophene-2-carboxylic acid (3,5-difluoro-pyridin-4-yl)-amide;
- 5-(5-Bromo-2-methoxy-pyridin-3-yl)-thiophene-2-carboxylic acid (3,5-difluoro-pyridin-4-yl)-amide;
- 5-(2-Ethyl-5-trifluoromethyl-phenyl)-thiophene-2-carboxylic acid (3,5-difluoro-pyridin-4-yl)-amide;
- 5-(2-Methyl-5-trifluoromethyl-phenyl)-thiophene-2-carboxylic acid (3,5-difluoro-pyridin-4-yl)-amide;
- 5-(5-Carbamoyl-2-methyl-phenyl)-thiophene-2-carboxylic acid (3,5-difluoro-pyridin-4-yl)-amide;
- 5-(5-Cyano-2-methyl-phenyl)-thiophene-2-carboxylic acid (3,5-difluoro-pyridin-4-yl)-amide;
- 4-Methyl-3-[5-(3-methyl-pyridin-4-ylcarbamoyl)-thiophen-2-yl]-benzoic acid methyl ester;
- 4-Methyl-3-[5-(3-methyl-pyridin-4-ylcarbamoyl)-thiophen-2-yl]-benzoic acid ethyl ester;
- 4-Methyl-3-[5-(3-methyl-pyridin-4-ylcarbamoyl)-thiophen-2-yl]-benzoic acid propyl ester;
- 4-Methyl-3-[5-(3-methyl-pyridin-4-ylcarbamoyl)-thiophen-2-yl]-benzoic acid 2-methoxy-ethyl ester;
- 4-Chloro-3-[5-(3-methyl-pyridin-4-ylcarbamoyl)-thiophen-2-yl]-benzoic acid methyl ester;
- 4-Chloro-3-[5-(3-methyl-pyridin-4-ylcarbamoyl)-thiophen-2-yl]-benzoic acid ethyl ester;
- 4-Chloro-3-[5-(3-methyl-pyridin-4-ylcarbamoyl)-thiophen-2-yl]-benzoic acid propyl ester;
- 4-Chloro-3-[5-(3-methyl-pyridin-4-ylcarbamoyl)-thiophen-2-yl]-benzoic acid 2-methoxy-ethyl ester;
- 5-(5-Furan-2-yl-2-methoxy-pyridin-3-yl)-thiophene-2-carboxylic acid (3-methyl-pyridin-4-yl)-amide;
- 5-(5-Furan-3-yl-2-methoxy-pyridin-3-yl)-thiophene-2-carboxylic acid (3-methyl-pyridin-4-yl)-amide;

2006208043 06 Sep 2012

- 3j -

5-(5-Chloro-2-methoxy-pyridin-3-yl)-thiophene-2-carboxylic acid (3-methyl-pyridin-4-yl)-amide;
5-(5-Bromo-2-methoxy-pyridin-3-yl)-thiophene-2-carboxylic acid (3-methyl-pyridin-4-yl)-amide;
5-(2-Ethyl-5-trifluoromethyl-phenyl)-thiophene-2-carboxylic acid (3-methyl-pyridin-4-yl)-amide;
5-(2-Methyl-5-trifluoromethyl-phenyl)-thiophene-2-carboxylic acid (3-methyl-pyridin-4-yl)-amide;
5-(5-Carbamoyl-2-methyl-phenyl)-thiophene-2-carboxylic acid (3-methyl-pyridin-4-yl)-amide;
5-(5-Cyano-2-methyl-phenyl)-thiophene-2-carboxylic acid (3-methyl-pyridin-4-yl)-amide;
3-[5-(2,6-Difluoro-phenylcarbamoyl)-thiophen-2-yl]-4-methyl-benzoic acid ethyl ester;
[5-(2-Chloro-5-trifluoromethyl-phenyl)-thiophen-2-ylmethyl]-(2,6-difluoro-phenyl)-amine;
3-Fluoro-N-[5-(5-isoxazol-5-yl-2-methyl-phenyl)-thiophen-2-yl]-isonicotinamide;
N-[5-(5-Isoxazol-5-yl-2-methyl-phenyl)-thiophen-2-yl]-3-methyl-isonicotinamide;
3,5-Difluoro-N-[5-(5-isoxazol-5-yl-2-methyl-phenyl)-thiophen-2-yl]-isonicotinamide;
3-Fluoro-N-[5-(5-isothiazol-5-yl-2-methyl-phenyl)-thiophen-2-yl]-isonicotinamide;
N-[5-(5-Isothiazol-5-yl-2-methyl-phenyl)-thiophen-2-yl]-3-methyl-isonicotinamide;
3,5-Difluoro-N-[5-(5-isothiazol-5-yl-2-methyl-phenyl)-thiophen-2-yl]-isonicotinamide;
N-[5-(2-Chloro-5-isoxazol-5-yl-phenyl)-thiophen-2-yl]-3-fluoro-isonicotinamide;
N-[5-(2-Chloro-5-isoxazol-5-yl-phenyl)-thiophen-2-yl]-3-methyl-isonicotinamide;
N-[5-(2-Chloro-5-isoxazol-5-yl-phenyl)-thiophen-2-yl]-3,5-difluoro-isonicotinamide;
3-Fluoro-N-[5-(2-methyl-5-oxazol-5-yl-phenyl)-thiophen-2-yl]-isonicotinamide;
3-Methyl-N-[5-(2-methyl-5-oxazol-5-yl-phenyl)-thiophen-2-yl]-isonicotinamide;
3,5-Difluoro-N-[5-(2-methyl-5-oxazol-5-yl-phenyl)-thiophen-2-yl]-isonicotinamide;
3-Fluoro-N-[5-(2-methyl-5-thiazol-5-yl-phenyl)-thiophen-2-yl]-isonicotinamide;
3-Methyl-N-[5-(2-methyl-5-thiazol-5-yl-phenyl)-thiophen-2-yl]-isonicotinamide;
3,5-Difluoro-N-[5-(2-methyl-5-thiazol-5-yl-phenyl)-thiophen-2-yl]-isonicotinamide;
N-[5-(2-Chloro-5-oxazol-5-yl-phenyl)-thiophen-2-yl]-3-fluoro-isonicotinamide;
N-[5-(2-Chloro-5-oxazol-5-yl-phenyl)-thiophen-2-yl]-3-methyl-isonicotinamide;
N-[5-(2-Chloro-5-oxazol-5-yl-phenyl)-thiophen-2-yl]-3,5-difluoro-isonicotinamide;
3-Fluoro-N-[5-(2-methyl-5-oxazol-2-yl-phenyl)-thiophen-2-yl]-isonicotinamide;
3-Methyl-N-[5-(2-methyl-5-oxazol-2-yl-phenyl)-thiophen-2-yl]-isonicotinamide;

2006208043 06 Sep 2012

- 3k -

- 3,5-Difluoro-N-[5-(2-methyl-5-oxazol-2-yl-phenyl)-thiophen-2-yl]- isonicotinamide;
 3-Fluoro-N-[5-(2-methyl-5-thiazol-2-yl-phenyl)-thiophen-2-yl]- isonicotinamide;
 3-Methyl-N-[5-(2-methyl-5-thiazol-2-yl-phenyl)-thiophen-2-yl]- isonicotinamide;
 3,5-Difluoro-N-[5-(2-methyl-5-thiazol-2-yl-phenyl)-thiophen-2-yl]- isonicotinamide;
 N-[5-(2-Chloro-5-oxazol-2-yl-phenyl)-thiophen-2-yl]-3-fluoro- isonicotinamide;
 N-[5-(2-Chloro-5-oxazol-2-yl-phenyl)-thiophen-2-yl]-3-methyl- isonicotinamide;
 N-[5-(2-Chloro-5-oxazol-2-yl-phenyl)-thiophen-2-yl]-3,5-difluoro- isonicotinamide;
 3-Fluoro-N-[5-(2-methyl-5- [1,3,4]oxadiazol-2-yl-phenyl)-thiophen-2-yl]- isonicotinamide;
 3-Methyl-N-[5-(2-methyl-5- [1,3,4]oxadiazol-2-yl-phenyl)-thiophen-2-yl]- isonicotinamide;
 3,5-Difluoro-N-[5-(2-methyl-5-[1,3,4]oxadiazol-2-yl-phenyl)-thiophen-2-yl]-
 isonicotinamide;
 3-Fluoro-N-[5-(2-methyl-5- [1,3,4]thiadiazol-2-yl-phenyl)-thiophen-2-yl]- isonicotinamide;
 3-Methyl-N-[5-(2-methyl-5- [1,3,4]oxadiazol-2-yl-phenyl)-thiophen-2-yl]- isonicotinamide;
 3,5-Difluoro-N-[5-(2-methyl-5-[1,3,4]thiadiazol-2-yl-phenyl)-thiophen-2-yl]-
 isonicotinamide;
 N-[5-(2-Chloro-5- [1,3,4]oxadiazol-2-yl-phenyl)-thiophen-2-yl]-3-fluoro- isonicotinamide;
 N-[5-(2-Chloro-5- [1,3,4]oxadiazol-2-yl-phenyl)-thiophen-2-yl]-3-methyl- isonicotinamide;
 N-[5-(2-Chloro-5-[1,3,4]oxadiazol-2-yl-phenyl)-thiophen-2-yl]-3,5- difluoro-isonicotinamide
 2,6-Difluoro-N-[5-(3-trifluoromethyl-phenyl)-thiophen-2-yl]-benzamide;
 3-[5-(2,6-Difluoro-benzoylamino)-thiophen-2-yl]-4-methyl-benzoic acid methyl ester;
 2,6-Difluoro-N-[5-(2-methyl-5-oxazol-2-yl-phenyl)-thiophen-2-yl]- benzamide;
 4-Methyl-[1,2,3]thiadiazole-5-carboxylic acid [5-(2-chloro-5- [1,3,4]oxadiazol-2-yl-
 phenyl)-thiophen-2-yl]-amide;
 4-Methyl-[1,2,3]thiadiazole-5-carboxylic acid [5-(5-isoxazol-5-yl- 2-methyl-phenyl)-
 thiophen-2-yl]-amide;
 5 4-Methyl-[1,2,3]thiadiazole-5-carboxylic acid [5-(5-isothiazol-5- yl-2-methyl- phenyl)-
 thiophen-2-yl]-amide;
 4-Methyl-[1,2,3]thiadiazole-5-carboxylic acid [5-(2-chloro-5-isoxazol- 5-yl-phenyl)-
 thiophen-2-yl]-amide;
 4-Methyl-[1,2,3]thiadiazole-5-carboxylic acid [5-(2-methyl-5-oxazol-5- yl-phenyl)-
 thiophen-2-yl]-amide;
 10 4-Methyl-[1,2,3]thiadiazole-5-carboxylic acid [5-(2-methyl-5-thiazol-5- yl-phenyl)-
 thiophen-2-yl]-amide;

2006208043 06 Sep 2012

- 31 -

- 4-Methyl-[1,2,3]thiadiazole-5-carboxylic acid [5-(2-chloro-5-oxazol-5-yl-phenyl)-thiophen-2-yl]-amide;
- 4-Methyl-[1,2,3]thiadiazole-5-carboxylic acid [5-(2-methyl-5-oxazol-2-yl-phenyl)-thiophen-2-yl]-amide;
- 5 4-Methyl-[1,2,3]thiadiazole-5-carboxylic acid [5-(2-methyl-5-thiazol-2-yl-phenyl)-thiophen-2-yl]-amide;
- 4-Methyl-[1,2,3]thiadiazole-5-carboxylic acid [5-(2-chloro-5-oxazol-2-yl-phenyl)-thiophen-2-yl]-amide;
- 4-Methyl-[1,2,3]thiadiazole-5-carboxylic acid [5-(2-methyl-5-[1,3,4]oxadiazol-2-yl-phenyl)-thiophen-2-yl]-amide;
- 10 4-Methyl-[1,2,3]thiadiazole-5-carboxylic acid [5-(2-methyl-5-[1,3,4]thiadiazol-2-yl-phenyl)-thiophen-2-yl]-amide;
- and pharmaceutically acceptable salts, solvates, clathrates, and prodrugs thereof.

According to a sixth aspect, the present invention provides a method of inhibiting

15 immune cell activation comprising administering to the cell a compound of any one of the first to fifth aspects.

According to a seventh aspect, the present invention provides a method of inhibiting cytokine production in a cell, comprising administering to the cell a compound of any one of the first to fifth aspects.

20 According to an eighth aspect, the present invention provides a method of modulating an ion channel in a cell, wherein the ion channel is involved in immune cell activation, comprising administering to the cell a compound of any one of the first to fifth aspects.

According to a ninth aspect, the present invention provides a method of inhibiting

25 T-cell and/or B-cell proliferation in response to an antigen, comprising administering to the cell a compound of any one of the first to fifth aspects.

According to a tenth aspect, the present invention provides a method for treating or preventing an immune disorder in a subject in need thereof, comprising administering to the subject an effective amount of a compound of any one of the first to fifth aspects.

30 According to an eleventh aspect, the present invention provides a method for treating or preventing an inflammatory condition in a subject in need thereof, comprising administering to the subject an effective amount of a compound of any one of the first to fifth aspects.

2006208043 06 Sep 2012

- 3m -

According to a twelfth aspect, the present invention provides a method for suppressing the immune system of a subject in need thereof, comprising administering to the subject an effective amount of a compound of any one of the first to fifth aspects.

According to a thirteenth aspect, the present invention provides a method of
5 inhibiting mast cell degranulation, comprising administering to the cell a compound of any one of the first to fifth aspects.

According to a fourteenth aspect, the present invention provides a method for treating or preventing an allergic disorder in a subject in need thereof, comprising administering to the subject an effective amount of a compound of any one of the first to
10 fifth aspects.

According to a fifteenth aspect, the present invention provides a pharmaceutical composition, comprising a pharmaceutically acceptable carrier and a compound of any one of the first to fifth aspects.

According to a sixteenth aspect, the present invention provides use of a compound
15 of any one of the first to fifth aspects for the manufacture of a medicament for:

- inhibiting immune cell activation;
- inhibiting cytokine production;
- modulating an ion channel;
- inhibiting T-cell and/or B-cell proliferation in response to an antigen;
- 20 • treating or preventing an immune disorder;
- treating or preventing an inflammatory condition;
- suppressing the immune system;
- inhibiting mast cell degranulation; or
- treating or preventing an allergic disorder

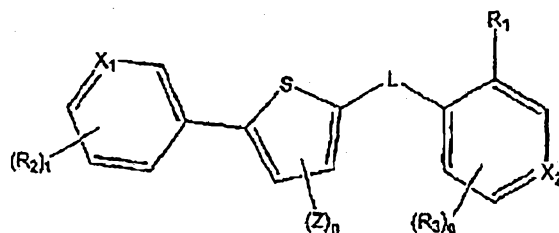
25 Unless the context clearly requires otherwise, throughout the description and the claims, the words "comprise", "comprising", and the like are to be construed in an inclusive sense as opposed to an exclusive or exhaustive sense; that is to say, in the sense of "including, but not limited to".

This invention meets the above-mentioned needs by providing certain thiophenyl
30 derivatives that inhibit the activity of CRAC ion channels and inhibit the production of IL-2, IL-4, IL-5, IL-13, GM-CSF, TNF- α , and IFN γ . These compounds are particularly useful for immunosuppression and/or to treat or prevent inflammatory conditions, allergic disorders and immune disorders.

2006208043 06 Sep 2012

- 3n -

In one embodiment, the invention relates to compounds of formula (I):



(I)

or a pharmaceutically acceptable salt, solvate, clathrate, or prodrug thereof,

5 wherein:

L is a linker selected from the group consisting of -NR-C(O)-, -C(O)-NR-, -NR-C(S)-, -C(S)-NR-, -NR-C(NR₈)-, or -C(NR₈J-NR-;

X₁ is CH, CR₂, or N;

X₂ is CH, CR₃, or N;

10

each Z is independently selected from the group consisting of a lower alkyl, a lower haloalkyl, a halo, a lower alkoxy, a lower alkyl sufanyl, cyano, nitro, or lower haloalkoxy;

5 R, for each occurrence is independently selected from -H, an alkyl, -C(O)R₅, or -C(O)OR₅;

R₁, and R₂ and R₃, for each occurrence are, independently, is an optionally substituted alkyl, an optionally substituted alkenyl, an optionally substituted alkynyl, an optionally substituted cycloalkyl, an optionally substituted cycloalkenyl, an optionally substituted heterocyclyl, an optionally substituted aryl, an optionally substituted heteroaryl, an optionally substituted aralkyl, or an optionally substituted heteraralkyl, nitro, cyano, a halo, a haloalkyl, a haloalkoxy, -OR₅, -SR₅, -NR₆R₇, -C(X₃)R₅, -C(X₃)OR₅, -OC(X₃)R₅, -NR₅C(X₃)OR₅, -C(X₃)NR₆R₇, -NR₅C(X₃)R₅, -NR₅C(X₃)NR₆R₇, -OC(X₃)NR₆R₇, -C(X₃)SR₅, -SC(X₃)R₅, -S(O)_pR₅, -OS(O)_pR₅, -S(O)_pOR₅, -NR₅S(O)_pR₅, -S(O)_pNR₆R₇, -P(X₄)(R₅)₂, -P(X₄)(X₅R₅)(R₅), -P(X₄)(X₅R₅)₂, -X₅P(X₄)(X₅R₅)₂, -X₅P(X₄)(R₅)(X₅R₅), or -X₅P(X₄)(R₅)₂;

X₃ is =O, =S, or =NR₈;

X₄ is =O or =S;

X₅ -O- or -S-;

20 R₅, for each occurrence, is independently, H, an optionally substituted alkyl, an optionally substituted alkenyl, an optionally substituted alkynyl, an optionally substituted cycloalkyl, an optionally substituted cycloalkenyl, an optionally substituted heterocyclyl, an optionally substituted aryl, an optionally substituted heteroaryl, an optionally substituted aralkyl, or an optionally substituted heteraralkyl;

25 R₆ and R₇, for each occurrence are, independently, H, an optionally substituted alkyl, an optionally substituted alkenyl, an optionally substituted alkynyl, an optionally substituted cycloalkyl, an optionally substituted cycloalkenyl, an optionally substituted heterocyclyl, an optionally substituted aryl, an optionally substituted heteroaryl, an optionally substituted aralkyl, or an optionally substituted heteraralkyl; or R₆ and R₇ taken together with the nitrogen to which they are attached are an optionally substituted heterocyclyl or optionally substituted heteroaryl;

30 R₈, for each occurrence, is independently -H, a halo, an alkyl, -OR₅, -NR₆R₇, -C(O)R₅, -C(O)OR₅, or -C(O)NR₆R₇;

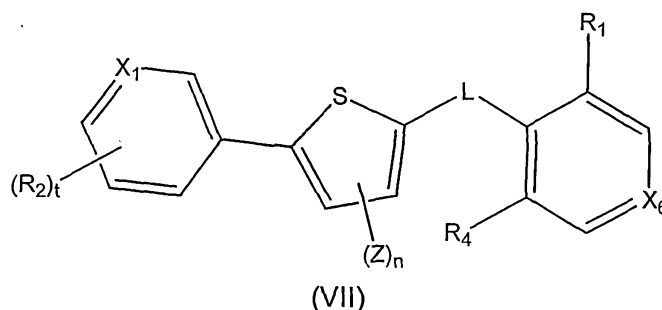
n is zero or an integer from 1 to 2;

p, for each occurrence, is independently 1 or 2;

q is zero or an integer from 1 to 3; and

t is zero or an integer from 1 to 4.

5 In another embodiment, the invention relates to compounds of formula (VII):



or a pharmaceutically acceptable salt, solvate, clathrate, or prodrug thereof,

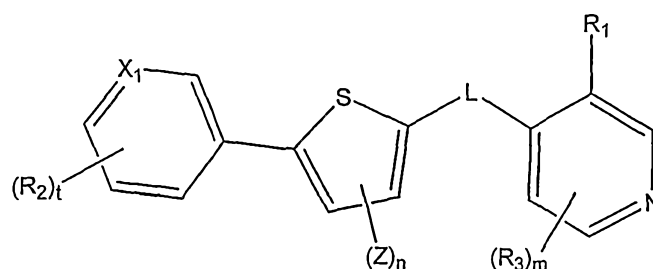
wherein:

10 X_6 is CH or N;

R_4 is an optionally substituted alkyl, an optionally substituted alkenyl, an optionally substituted alkynyl, an optionally substituted cycloalkyl, an optionally substituted cycloalkenyl, an optionally substituted heterocyclyl, an optionally substituted aryl, an optionally substituted heteroaryl, an optionally substituted aralkyl, or an optionally substituted heteraralkyl, nitro, cyano, a halo, a haloalkyl, a haloalkoxy, $-OR_5$, $-SR_5$, $-NR_6R_7$, $-C(X_3)R_5$, $-C(X_3)OR_5$, $-OC(X_3)R_5$, $-NR_5C(X_3)OR_5$, $-C(X_3)NR_6R_7$, $-NR_5C(X_3)R_5$, $-NR_5C(X_3)NR_6R_7$, $-OC(X_3)NR_6R_7$, $-C(X_3)SR_5$, $-SC(X_3)R_5$, $-S(O)_pR_5$, $-OS(O)_pR_5$, $-S(O)_pOR_5$, $-NR_5S(O)_pR_5$, $-S(O)_pNR_6R_7$, $-P(X_4)(R_5)_2$, $-P(X_4)(X_5R_5)(R_5)$, $-P(X_4)(X_5R_5)_2$, $-X_5P(X_4)(X_5R_5)_2$, $-X_5P(X_4)(R_5)(X_5R_5)$, or $-X_5P(X_4)(R_5)_2$; and

X_1 , X_3 , X_4 , X_5 , R_1 , R_2 , R_5 , R_6 , R_7 , L , Z , n , p , and t are defined as in formula (I).

In another embodiment, the invention relates to compounds of formula (IX):



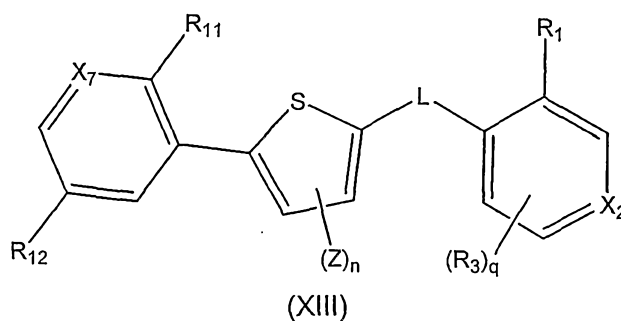
(IX)

or a pharmaceutically acceptable salt, solvate, clathrate, or prodrug thereof,
wherein:

m is zero or an integer from 1 to 3; and

5 X_1 , R_1 , R_2 , R_3 , L , Z , t , and n are defined as in formula (I).

In another embodiment, the invention relates to compounds of formula (XIII):



10 or a pharmaceutically acceptable salt, solvate, clathrate, or prodrug thereof,
wherein:

X_7 is CH or N;

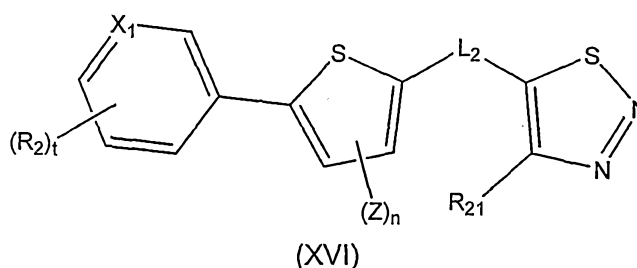
R_{11} and R_{12} are each, independently, a halo, a lower alkyl, a lower haloalkyl,
a lower alkoxy, a lower haloalkoxy, a 5-membered heteroaryl which is optionally
15 substituted with one to three lower alkyl groups, $-C(O)OR_{13}$, $-C(O)NR_{14}R_{15}$, or
cyano;

R_{13} , R_{14} , and R_{15} , for each occurrence, are independently, H, a lower alkyl, or
a lower alkyl substituted with an alkoxy group; and

X_2 , R_1 , R_3 , L , Z , n and q are defined as in formula (I).

20

In another embodiment, the invention relates to compounds of formula (XVI):



25 or a pharmaceutically acceptable salt, solvate, clathrate, or prodrug thereof,
wherein:

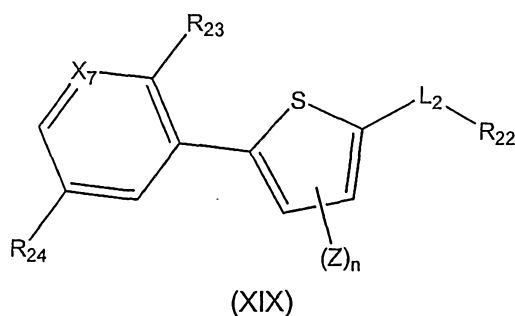
L₂ is a linker selected from the group consisting of -NR-C(O)-, -C(O)-NR-,
-NR-C(S)-, -C(S)-NR-, -CH₂NR-, -NRCH₂-, -C(O)-, -C(S)-, -NR-C(NR₈)-, or
-C(NR₈)-NR-;

R₂₁ is H, an optionally substituted alkyl, an optionally substituted alkenyl, an
5 optionally substituted alkynyl, an optionally substituted cycloalkyl, an optionally
substituted cycloalkenyl, an optionally substituted heterocyclyl, an optionally
substituted aryl, an optionally substituted heteroaryl, an optionally substituted aralkyl,
or an optionally substituted heteraralkyl, nitro, cyano, a halo, a haloalkyl, a
haloalkoxy, -OR₅, -SR₅, -NR₆R₇, -C(X₃)R₅, -C(X₃)OR₅, -OC(X₃)R₅, -NR₅C(X₃)OR₅,
10 -C(X₃)NR₆R₇, -NR₅C(X₃)R₅, -NR₅C(X₃)NR₆R₇, -OC(X₃)NR₆R₇, -C(X₃)SR₅,
-SC(X₃)R₅, -S(O)_pR₅, -OS(O)_pR₅, -S(O)_pOR₅, -NR₅S(O)_pR₅, -S(O)_pNR₆R₇,
-P(X₄)(R₅)₂, -P(X₄)(X₅R₅)(R₅), -P(X₄)(X₅R₅)₂, -X₅P(X₄)(X₅R₅)₂, -X₅P(X₄)(R₅)(X₅R₅),
or -X₅P(X₄)(R₅)₂; and

X₁, X₃, X₄, X₅, R₂, R₅, R₆, R₇, R₈, Z, p, t and n are defined as for formula (I).

15

In another embodiment, the invention relates to compounds of formula (XIX):



20 or a pharmaceutically acceptable salt, solvate, clathrate, or prodrug thereof,
wherein:

R₂₂ is an optionally substituted alkyl, an optionally substituted cycloalkyl, or
an optionally substituted heterocycloalkyl;

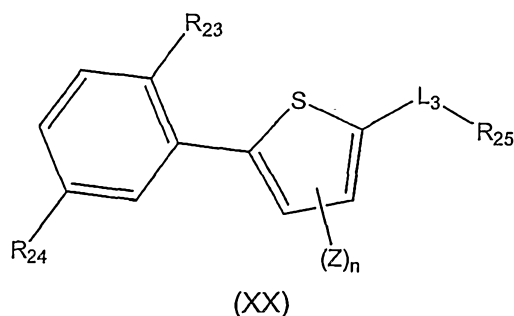
R₂₃ and R₂₄ are each, independently, a substituent;

Z and n are defined as for formula (I);

25 X₇ is defined as for formula (XIII);

L₂ is defined as for formula (XVI).

In another embodiment, the invention relates to compounds of formula (XX):



or a pharmaceutically acceptable salt, solvate, clathrate, or prodrug thereof, wherein:

- 5 L_3 is a linker selected from the group consisting of $-NR-C(O)-$, $-C(O)-NR-$, $-NR-C(S)-$, $-C(S)-NR-$, $-CH_2NR-$, $-NRCH_2-$, $-C(S)-$, $-NR-C(NR_8)-$, or $-C(NR_8)-NR-$;
 R_{25} is an optionally substituted alkyl or an optionally substituted cycloalkyl;
 R , Z and n are defined as for formula (I); and
 R_{23} and R_{24} are defined as for formula (XIX).

10

Compounds of the invention and pharmaceutically acceptable salts, solvates, clathrates, and prodrugs thereof are particularly useful for inhibiting immune cell (e.g., T-cells and/or B-cells) activation (e.g., activation in response to an antigen). In particular, a compound of the invention or a pharmaceutically acceptable salt, solvate, clathrate, or prodrug thereof can inhibit the production of certain cytokines that regulate immune cell activation. For example, a compound of the invention or a pharmaceutically acceptable salt, solvate, clathrate, or prodrug thereof can inhibit the production of IL-2, IL-4, IL-5, IL-13, GM-CSF, TNF- α , INF- γ or combinations thereof. Moreover, a compound of the invention or a pharmaceutically acceptable salt, solvate, clathrate, or prodrug thereof can modulate the activity of one or more ion channel involved in activation of immune cells, such as CRAC ion channels.

20

In one embodiment, compounds of the invention or a pharmaceutically acceptable salt, solvate, clathrate, or prodrug thereof are particularly useful for inhibiting mast cell degranulation. Mast cell degranulation has been implicated in allergic reactions.

25

A compound of the invention or a pharmaceutically acceptable salt, solvate, clathrate, or prodrug thereof is particularly useful for immunosuppression or for

treating or preventing inflammatory conditions, allergic disorders, and immune disorders.

The invention also encompasses pharmaceutical compositions comprising one or more compounds of the invention or pharmaceutically acceptable salts, solvates, clathrates, or prodrugs thereof; and a pharmaceutically acceptable carrier or vehicle.

These compositions may further comprise additional agents. These compositions are useful for immunosuppression and treating or preventing inflammatory conditions, allergic disorders and immune disorders.

The invention further encompasses methods for treating or preventing inflammatory conditions, allergic disorders, and immune disorders, comprising administering to a subject in need thereof an effective amount of a compound of the invention or a pharmaceutically acceptable salt, solvate, clathrate, or prodrug thereof, or a pharmaceutical composition comprising a compound of the invention or a pharmaceutically acceptable salt, solvate, clathrate, or prodrug thereof. These methods may also comprise administering to the subject an additional agent separately or in a combination composition with the compound of the invention or a pharmaceutically acceptable salt, solvate, clathrate, or prodrug thereof.

The invention further encompasses methods for suppressing the immune system of a subject, comprising administering to a subject in need thereof an effective amount of a compound of the invention or a pharmaceutically acceptable salt, solvate, clathrate, or prodrug thereof, or a pharmaceutical composition comprising a compound of the invention or a pharmaceutically acceptable salt, solvate, clathrate, or prodrug thereof. These methods may also comprise administering to the subject an additional agent separately or in a combination composition with the compound of the invention or a pharmaceutically acceptable salt, solvate, clathrate, or prodrug thereof.

The invention further encompasses methods for inhibiting immune cell activation, including inhibiting proliferation of T cells and/or B cells, *in vivo* or *in vitro* comprising administering to the cell an effective amount of a compound of the invention or a

pharmaceutically acceptable salt, solvate, clathrate, or prodrug thereof or a pharmaceutical composition comprising a compound of the invention or a pharmaceutically acceptable salt, solvate, clathrate, or prodrug thereof.

5 The invention further encompasses methods for inhibiting cytokine production in a cell, (e.g., IL-2, IL-4, IL-5, IL-13, GM-CSF, TNF- α , and/or INF- γ production) *in vivo* or *in vitro* comprising administering to a cell an effective amount of a compound of the invention or a pharmaceutically acceptable salt, solvate, clathrate, or prodrug thereof or a pharmaceutical composition comprising a compound of the invention or a pharmaceutically acceptable salt, solvate, clathrate, or prodrug thereof.

10 The invention further encompasses methods for modulating ion channel activity (e.g., CRAC) *in vivo* or *in vitro* comprising administering an effective amount of a compound of the invention or a pharmaceutically acceptable salt, solvate, clathrate, or prodrug thereof or a pharmaceutical composition comprising a compound of the invention or a pharmaceutically acceptable salt, solvate, clathrate, or prodrug thereof.

15 The invention further encompasses methods for inhibiting mast cell degranulation *in vivo* or *in vitro* comprising administering to the cell an effective amount of a compound of the invention or a pharmaceutically acceptable salt, solvate, clathrate, or prodrug thereof or a pharmaceutical composition comprising a compound of the invention or a pharmaceutically acceptable salt, solvate, clathrate, or prodrug thereof.

20 All of the methods of this invention may be practice with one or more compounds of the invention alone, or in combination with other agents, such as other immunosuppressive agents, anti-inflammatory agents, agents for the treatment of allergic disorders or agents for the treatment of immune disorders.

25

DETAILED DESCRIPTION OF THE INVENTION

DEFINITIONS

Unless otherwise specified, the below terms used herein are defined as follows:

As used herein, the term an "aromatic ring" or "aryl" means a monocyclic or polycyclic-aromatic ring or ring radical comprising carbon and hydrogen atoms. Examples of suitable aryl groups include, but are not limited to, phenyl, tolyl, anthracenyl, fluorenyl, indenyl, azulenyl, and naphthyl, as well as benzo-fused carbocyclic moieties such as 5,6,7,8-tetrahydronaphthyl. An aryl group can be unsubstituted or substituted with one or more substituents (including without limitation alkyl (preferably, lower alkyl or alkyl substituted with one or more halo), hydroxy, alkoxy (preferably, lower alkoxy), alkylsulfanyl, cyano, halo, amino, and nitro. In certain embodiments, the aryl group is a monocyclic ring, wherein the ring comprises 6 carbon atoms.

As used herein, the term "alkyl" means a saturated straight chain or branched non-cyclic hydrocarbon typically having from 1 to 10 carbon atoms. Representative saturated straight chain alkyls include methyl, ethyl, n-propyl, n-butyl, n-pentyl, n-hexyl, n-heptyl, n-octyl, n-nonyl and n-decyl; while saturated branched alkyls include isopropyl, sec-butyl, isobutyl, *tert*-butyl, isopentyl, 2-methylbutyl, 3-methylbutyl, 2-methylpentyl, 3-methylpentyl, 4-methylpentyl, 2-methylhexyl, 3-methylhexyl, 4-methylhexyl, 5-methylhexyl, 2,3-dimethylbutyl, 2,3-dimethylpentyl, 2,4-dimethylpentyl, 2,3-dimethylhexyl, 2,4-dimethylhexyl, 2,5-dimethylhexyl, 2,2-dimethylpentyl, 2,2-dimethylhexyl, 3,3-dimethylpentyl, 3,3-dimethylhexyl, 4,4-dimethylhexyl, 2-ethylpentyl, 3-ethylpentyl, 2-ethylhexyl, 3-ethylhexyl, 4-ethylhexyl, 2-methyl-2-ethylpentyl, 2-methyl-3-ethylpentyl, 2-methyl-4-ethylpentyl, 2-methyl-2-ethylhexyl, 2-methyl-3-ethylhexyl, 2-methyl-4-ethylhexyl, 2,2-diethylpentyl, 3,3-diethylhexyl, 2,2-diethylhexyl, 3,3-diethylhexyl and the like. Alkyl groups included in compounds of this invention may be optionally substituted with one or more substituents. Examples of substituents include, but are not limited to, amino, alkylamino, alkoxy, alkylsulfanyl, oxo, halo, acyl, nitro, hydroxyl, cyano, aryl, alkylaryl, aryloxy, arylsulfanyl, arylamino, carbocyclyl, carbocycloxy, carbocyclylthio, carbocyclylamino, heterocyclyl, heterocycloxy, heterocyclylamino, heterocyclylthio, and the like. In addition, any carbon in the alkyl segment may be substituted with oxygen (=O), sulfur (=S), or nitrogen (=NR¹⁶, wherein R¹⁶ is -H, an

alkyl, acetyl, or aralkyl). Lower alkyls are typically preferred for the compounds of this invention.

5 The term alkylene refers to an alkyl group or a cycloalkyl group that has two points of attachment to two moieties (e.g., $\{-\text{CH}_2-\}$, $\{-\text{CH}_2\text{CH}_2-\}$,



, etc., wherein the brackets indicate the points of attachment). Alkylene groups may be substituted or unsubstituted with one or more substituents.

10 An aralkyl group refers to an aryl group that is attached to another moiety via an alkylene linker. Aralkyl groups can be substituted or unsubstituted with one or more substituents.

15 The term "alkoxy," as used herein, refers to an alkyl group which is linked to another moiety through an oxygen atom. Alkoxy groups can be substituted or unsubstituted with one or more substituents.

20 The term "alkylsulfanyl," as used herein, refers to an alkyl group which is linked to another moiety through a divalent sulfur atom. Alkylsulfanyl groups can be substituted or unsubstituted with one or more substituents.

The term "arylsulfanyl," as used herein, refers to an aryl group which is linked to another moiety through a divalent sulfur atom. Arylsulfanyl groups can be substituted or unsubstituted with one or more substituents.

25 The term "alkylamino," as used herein, refers to an amino group in which one hydrogen atom attached to the nitrogen has been replaced by an alkyl group. The term "dialkylamino," as used herein, refers to an amino group in which two hydrogen atoms attached to the nitrogen have been replaced by alkyl groups, in which the alkyl

groups can be the same or different. Alkylamino groups and dialkylamino groups can be substituted or unsubstituted with one or more substituents.

5 As used herein, the term "alkenyl" means a straight chain or branched, hydrocarbon radical typically having from 2 to 10 carbon atoms and having at least one carbon-carbon double bond. Representative straight chain and branched alkenyls include vinyl, allyl, 1-butenyl, 2-butenyl, isobutylenyl, 1-pentenyl, 2-pentenyl, 3-methyl-1-butenyl, 1-methyl-2-butenyl, 2,3-dimethyl-2-butenyl, 1-hexenyl, 2-hexenyl, 3-hexenyl, 1-heptenyl, 2-heptenyl, 3-heptenyl, 1-octenyl, 2-octenyl, 10 3-octenyl, 1-nonenyl, 2-nonenyl, 3-nonenyl, 1-decenyl, 2-decenyl, 3-decenyl and the like. Alkenyl groups can be substituted or unsubstituted with one or more substituents.

As used herein, the term "alkynyl" means a straight chain or branched, 15 hydrocarbon radical typically having from 2 to 10 carbon atoms and having at least one carbon-carbon triple bond. Representative straight chain and branched alkynyls include acetylenyl, propynyl, 1-butyne, 2-butyne, 1-pentyne, 2-pentyne, 3-methyl-1-butyne, 4-pentyne, 1-hexynyl, 2-hexynyl, 5-hexynyl, 1-heptyne, 2-heptyne, 6-heptyne, 1-octynyl, 2-octynyl, 7-octynyl, 1-nonyne, 2-nonyne, 20 8-nonyne, 1-decynyl, 2-decynyl, 9-decynyl and the like. Alkynyl groups can be substituted or unsubstituted with one or more substituents.

As used herein, the term "cycloalkyl" means a saturated, mono- or polycyclic alkyl radical typically having from 3 to 14 carbon atoms. Representative cycloalkyls 25 include cyclopropyl, cyclobutyl, cyclopentyl, cyclohexyl, cycloheptyl, cyclooctyl, cyclononyl, cyclodecyl, adamantyl, decahydronaphthyl, octahydronaphthalene, bicyclo[1.1.1]pentanyl, and the like. Cycloalkyl groups can be substituted or unsubstituted with one or more substituents.

30 As used herein, the term "cycloalkenyl" means a cyclic non-aromatic alkenyl radical having at least one carbon-carbon double bond in the cyclic system and typically having from 5 to 14 carbon atoms. Representative cycloalkenyls include cyclopentenyl, cyclopentadienyl, cyclohexenyl, cyclohexadienyl, cycloheptenyl,

cycloheptadienyl, cycloheptatrienyl, cyclooctenyl, cyclooctadienyl, cyclooctatrienyl, cyclooctatetraenyl, cyclononenyl, cyclononadienyl, cyclodecenyl, cyclodecadienyl and the like. Cycloalkenyl groups can be substituted or unsubstituted with one or more substituents.

5

As used herein, the term "heterocycle" or "heterocyclyl" means a monocyclic or polycyclic heterocyclic ring (typically having 3- to 14-members) which is either a saturated ring or an unsaturated non-aromatic ring. A 3-membered heterocycle can contain up to 3 heteroatoms, and a 4- to 14-membered heterocycle can contain from 10 1 to about 8 heteroatoms. Each heteroatom is independently selected from nitrogen, which can be quaternized; oxygen; and sulfur, including sulfoxide and sulfone. The heterocycle may be attached via any heteroatom or carbon atom. Representative heterocycles include morpholinyl, thiomorpholinyl, pyrrolidinonyl, pyrrolidinyl, piperidinyl, piperazinyl, hydantoinyl, valerolactamyl, oxiranyl, oxetanyl, 15 tetrahydrofuranyl, tetrahydropyranyl, 4H-pyranyl, tetrahydropyridinyl, tetrahydropyrimidinyl, tetrahydrothiophenyl, tetrahydrothiopyranyl, and the like. A heteroatom may be substituted with a protecting group known to those of ordinary skill in the art, for example, the hydrogen on a nitrogen may be substituted with a tert-butoxycarbonyl group. Furthermore, the heterocyclyl may be optionally 20 substituted with one or more substituents (including without limitation a halo, an alkyl, a haloalkyl, or aryl). Only stable isomers of such substituted heterocyclic groups are contemplated in this definition.

As used herein, the term "heterocycloalkyl" means a monocyclic or polycyclic 25 heterocyclic ring (typically having 3- to 14-members) which is either a saturated. A 3-membered heterocycloalkyl can contain up to 3 heteroatoms, and a 4- to 14-membered heterocycloalkyl can contain from 1 to about 8 heteroatoms. Each heteroatom is independently selected from nitrogen, which can be quaternized; oxygen; and sulfur, including sulfoxide and sulfone. The heterocycloalkyl may be 30 attached via any heteroatom or carbon atom. Representative heterocycloalkyls include morpholinyl, thiomorpholinyl, piperidinyl, piperazinyl, oxiranyl, oxetanyl, tetrahydrofuranyl, and the like. A heteroatom may be substituted with a protecting group known to those of ordinary skill in the art, for example, the hydrogen on a

nitrogen may be substituted with a tert-butoxycarbonyl group. Furthermore, the heterocycloalkyl may be optionally substituted with one or more substituents (including without limitation a halo, an alkyl, a haloalkyl, or aryl). Only stable isomers of such substituted heterocycloalkyl groups are contemplated in this definition.

5

As used herein, the term "heteroaromatic" or "heteroaryl" means a monocyclic or polycyclic heteroaromatic ring (or radical thereof) comprising carbon atom ring members and one or more heteroatom ring members (such as, for example, oxygen, sulfur or nitrogen). Typically, the heteroaromatic ring has from 5 to about 14 ring members in which at least 1 ring member is a heteroatom selected from oxygen, sulfur and nitrogen. In another embodiment, the heteroaromatic ring is a 5 or 6 membered ring and may contain from 1 to about 4 heteroatoms. In another embodiment, the heteroaromatic ring system has a 7 to 14 ring members and may contain from 1 to about 7 heteroatoms. Representative heteroaryls include pyridyl, furyl, thienyl, pyrrolyl, oxazolyl, imidazolyl, indolizynyl, thiazolyl, isoxazolyl, pyrazolyl, isothiazolyl, pyridazinyl, pyrimidinyl, pyrazinyl, triazinyl, triazolyl, pyridinyl, thiadiazolyl, pyrazinyl, quinolyl, isoquinolyl, indazolyl, benzoxazolyl, benzofuryl, benzothiazolyl, indolizynyl, imidazopyridinyl, isothiazolyl, tetrazolyl, benzimidazolyl, benzoxazolyl, benzothiazolyl, benzothiadiazolyl, benzoxadiazolyl, indolyl, tetrahydroindolyl, azaindolyl, imidazopyridyl, quinoxalyl, purinyl, pyrrolo[2,3]pyrimidyl, pyrazolo[3,4]pyrimidyl or benzo(b)thienyl and the like. Heteroaryl groups may be optionally substituted with one or more substituents

A heteroaralkyl group refers to a heteroaryl group that is attached to another moiety via an alkylene linker. Heteroaralkyl groups can be substituted or unsubstituted with one or more substituents.

As used herein, the term "halogen" or "halo" means -F, -Cl, -Br or -I.

As used herein, the term "haloalkyl" means an alkyl group in which one or more -H is replaced with a halo group. Examples of haloalkyl groups include -CF₃, -CHF₂, -CCl₃, -CH₂CH₂Br, -CH₂CH(CH₂CH₂Br)CH₃, -CHICH₃, and the like.

As used herein, the term "haloalkoxy" means an alkoxy group in which one or more -H is replaced with a halo group. Examples of haloalkoxy groups include -OCF₃ and -OCHF₂.

5 The terms "bioisostere" and "bioisosteric replacement" have the same meanings as those generally recognized in the art. Bioisosteres are atoms, ions, or molecules in which the peripheral layers of electrons can be considered substantially identical. The term bioisostere is usually used to mean a portion of an overall molecule, as opposed to the entire molecule itself. Bioisosteric replacement involves using one
10 bioisostere to replace another with the expectation of maintaining or slightly modifying the biological activity of the first bioisostere. The bioisosteres in this case are thus atoms or groups of atoms having similar size, shape and electron density. Preferred bioisosteres of esters, amides or carboxylic acids are compounds containing two sites for hydrogen bond acceptance. In one embodiment, the ester,
15 amide or carboxylic acid bioisostere is a 5-membered monocyclic heteroaryl ring, such as an optionally substituted 1H-imidazolyl, an optionally substituted oxazolyl, 1H-tetrazolyl, [1,2,4]triazolyl, or an optionally substituted [1,2,4]oxadiazolyl.

As used herein, the terms "subject", "patient" and "animal", are used interchangeably
20 and include, but are not limited to, a cow, monkey, horse, sheep, pig, mini pig, chicken, turkey, quail, cat, dog, mouse, rat, rabbit, guinea pig and human. The preferred subject, patient or animal is a human.

As used herein, the term "lower" refers to a group having up to four carbon atoms.
25 For example, a "lower alkyl" refers to an alkyl radical having from 1 to 4 carbon atoms, and a "lower alkenyl" or "lower alkynyl" refers to an alkenyl or alkynyl radical having from 2 to 4 carbon atoms, respectively. A lower alkoxy or a lower alkylsulfanyl refers to an alkoxy or an alkylsulfanyl having from 1 to 4 carbon atoms. Lower substituents are typically preferred.

30 Where a particular substituent, such as an alkyl substituent, occurs multiple times in a given structure or moiety, the identity of the substituent is independent in each case and may be the same as or different from other occurrences of that substituent

in the structure or moiety. Furthermore, individual substituents in the specific embodiments and exemplary compounds of this invention are preferred in combination with other such substituents in the compounds of this invention, even if such individual substituents are not expressly noted as being preferred or not expressly shown in combination with other substituents.

The compounds of the invention are defined herein by their chemical structures and/or chemical names. Where a compound is referred to by both a chemical structure and a chemical name, and the chemical structure and chemical name conflict, the chemical structure is determinative of the compound's identity.

Suitable substituents for an alkyl, alkoxy, alkylsulfanyl, alkylamino, dialkylamino, alkylene, alkenyl, alkynyl, cycloalkyl, cycloalkenyl, heterocyclyl, aryl, aralkyl, heteroaryl, and heteroaralkyl groups include any substituent which will form a stable compound of the invention. Examples of substituents for an alkyl, alkoxy, alkylsulfanyl, alkylamino, dialkylamino, alkylene, alkenyl, alkynyl, cycloalkyl, cycloalkenyl, heterocyclyl, aryl, aralkyl, heteroaryl, and heteroaralkyl include an alkyl, an alkoxy, an alkylsulfanyl, an alkylamino, a dialkylamino, an alkenyl, an alkynyl, a cycloalkyl, a cycloalkenyl, a heterocyclyl, an aryl, a heteroaryl, an aralkyl, a heteraralkyl, a haloalkyl, $-C(O)NR_{17}R_{18}$, $-NR_{19}C(O)R_{20}$, halo, $-OR_{19}$, cyano, nitro, haloalkoxy, $-C(O)R_{19}$, $-NR_{17}R_{18}$, $-SR_{19}$, $-C(O)OR_{19}$, $-OC(O)R_{19}$, $-NR_{19}C(O)NR_{17}R_{18}$, $-OC(O)NR_{17}R_{18}$, $-NR_{19}C(O)OR_{20}$, $-S(O)_pR_{19}$, or $-S(O)_pNR_{17}R_{18}$, wherein R_{17} and R_{18} , for each occurrence are, independently, H, an alkyl, an alkenyl, an alkynyl, a cycloalkyl, a cycloalkenyl, a heterocyclyl, an aryl, a heteroaryl, an aralkyl, or a heteraralkyl; or R_{17} and R_{18} taken together with the nitrogen to which they are attached is a heterocyclyl or a heteroaryl; and R_{19} and R_{20} for each occurrence are, independently, H, an alkyl, an alkenyl, an alkynyl, a cycloalkyl, a cycloalkenyl, a heterocyclyl, an aryl, a heteroaryl, an aralkyl, or a heteraralkyl;

In addition, alkyl, cycloalkyl, alkylene, a heterocyclyl, and any saturated portion of a alkenyl, cycloalkenyl, alkynyl, aralkyl, and heteroaralkyl groups, may also be substituted with $=O$, $=S$, $=N-R_{16}$.

When a heterocyclyl, heteroaryl, or heteroaralkyl group contains a nitrogen atom, it may be substituted or unsubstituted. When a nitrogen atom in the aromatic ring of a heteroaryl group has a substituent the nitrogen may be a quaternary nitrogen.

5

Choices and combinations of substituents and variables envisioned by this invention are only those that result in the formation of stable compounds. The term "stable", as used herein, refers to compounds which possess stability sufficient to allow manufacture and which maintains the integrity of the compound for a sufficient period of time to be useful for the purposes detailed herein (e.g., therapeutic or prophylactic administration to a subject). Typically, such compounds are stable at a temperature of 40°C or less, in the absence of excessive moisture, for at least one week. Such choices and combinations will be apparent to those of ordinary skill in the art and may be determined without undue experimentation.

15

Unless indicated otherwise, the compounds of the invention containing reactive functional groups (such as, without limitation, carboxy, hydroxy, and amino moieties) also include protected derivatives thereof. "Protected derivatives" are those compounds in which a reactive site or sites are blocked with one or more protecting groups. Suitable protecting groups for carboxy moieties include benzyl, tert-butyl, and the like. Suitable protecting groups for amino and amido groups include acetyl, tert-butoxycarbonyl, benzyloxycarbonyl, and the like. Suitable protecting groups for hydroxy include benzyl, trimethyl silyl (TMS) and the like. Other suitable protecting groups are well known to those of ordinary skill in the art and include those found in T. W. Greene, Protecting Groups in Organic Synthesis, John Wiley & Sons, Inc. 1981, the entire teachings of which are incorporated herein by reference.

25

As used herein, the term "compound(s) of this invention" and similar terms refers to a compound of any one of formulas (I) through (XX), or Table 1, or a pharmaceutically acceptable salt, solvate, clathrate, or prodrug thereof and also include protected derivatives thereof.

30

As used herein and unless otherwise indicated, the term "prodrug" means a derivative of a compound that can hydrolyze, oxidize, or otherwise react under biological conditions (*in vitro* or *in vivo*) to provide a compound of this invention. Prodrugs may only become active upon such reaction under biological conditions, but they may have activity in their unreacted forms. Examples of prodrugs contemplated in this invention include, but are not limited to, analogs or derivatives of compounds of any one of formulas (I) through (XX), or Table 1 that comprise biohydrolyzable moieties such as biohydrolyzable amides, biohydrolyzable esters, biohydrolyzable carbamates, biohydrolyzable carbonates, biohydrolyzable ureides, and biohydrolyzable phosphate analogues. Other examples of prodrugs include derivatives of compounds of any one of formulas (I) through (XX), or of Table 1 that comprise -NO, -NO₂, -ONO, or -ONO₂ moieties. Prodrugs can typically be prepared using well-known methods, such as those described by 1 BURGER'S MEDICINAL CHEMISTRY AND DRUG DISCOVERY (1995) 172-178, 949-982 (Manfred E. Wolff ed., 5th ed), the entire teachings of which are incorporated herein by reference.

As used herein and unless otherwise indicated, the terms "biohydrolyzable amide", "biohydrolyzable ester", "biohydrolyzable carbamate", "biohydrolyzable carbonate", "biohydrolyzable ureide" and "biohydrolyzable phosphate analogue" mean an amide, ester, carbamate, carbonate, ureide, or phosphate analogue, respectively, that either: 1) does not destroy the biological activity of the compound and confers upon that compound advantageous properties *in vivo*, such as uptake, duration of action, or onset of action; or 2) is itself biologically inactive but is converted *in vivo* to a biologically active compound. Examples of biohydrolyzable amides include, but are not limited to, lower alkyl amides, α -amino acid amides, alkoxyacyl amides, and alkylaminoalkylcarbonyl amides. Examples of biohydrolyzable esters include, but are not limited to, lower alkyl esters, alkoxyacyloxy esters, alkyl acylamino alkyl esters, and choline esters. Examples of biohydrolyzable carbamates include, but are not limited to, lower alkylamines, substituted ethylenediamines, aminoacids, hydroxyalkylamines, heterocyclic and heteroaromatic amines, and polyether amines.

As used herein, the term "pharmaceutically acceptable salt," is a salt formed from an acid and a basic group of one of the compounds of any one of formulas (I) through

(XX) or of Table 1. Illustrative salts include, but are not limited, to sulfate, citrate, acetate, oxalate, chloride, bromide, iodide, nitrate, bisulfate, phosphate, acid phosphate, isonicotinate, lactate, salicylate, acid citrate, tartrate, oleate, tannate, pantothenate, bitartrate, ascorbate, succinate, maleate, gentisinate, fumarate, gluconate, glucaronate, saccharate, formate, benzoate, glutamate, methanesulfonate, ethanesulfonate, benzenesulfonate, *p*-toluenesulfonate, and pamoate (*i.e.*, 1,1'-methylene-bis-(2-hydroxy-3-naphthoate)) salts. The term "pharmaceutically acceptable salt" also refers to a salt prepared from a compound of any one of formulas (I) through (XX) or Table 1 having an acidic functional group, such as a carboxylic acid functional group, and a pharmaceutically acceptable inorganic or organic base. Suitable bases include, but are not limited to, hydroxides of alkali metals such as sodium, potassium, and lithium; hydroxides of alkaline earth metal such as calcium and magnesium; hydroxides of other metals, such as aluminum and zinc; ammonia, and organic amines, such as unsubstituted or hydroxy-substituted mono-, di-, or trialkylamines; dicyclohexylamine; tributyl amine; pyridine; N-methyl,N-ethylamine; diethylamine; triethylamine; mono-, bis-, or tris-(2-hydroxy-lower alkyl amines), such as mono-, bis-, or tris-(2-hydroxyethyl)-amine, 2-hydroxy-tert-butylamine, or tris-(hydroxymethyl)methylamine, N, N,-di-lower alkyl-N-(hydroxy lower alkyl)-amines, such as N,N-dimethyl-N-(2-hydroxyethyl)-amine, or tri-(2-hydroxyethyl)amine; N-methyl-D-glucamine; and amino acids such as arginine, lysine, and the like. The term "pharmaceutically acceptable salt" also refers to a salt prepared from a compound of any one of formulas (I) through (XX) or Table 1 having a basic functional group, such as an amino functional group, and a pharmaceutically acceptable inorganic or organic acid. Suitable acids include, but are not limited to, hydrogen sulfate, citric acid, acetic acid, oxalic acid, hydrochloric acid, hydrogen bromide, hydrogen iodide, nitric acid, phosphoric acid, isonicotinic acid, lactic acid, salicylic acid, tartaric acid, ascorbic acid, succinic acid, maleic acid, besylic acid, fumaric acid, gluconic acid, glucaronic acid, saccharic acid, formic acid, benzoic acid, glutamic acid, methanesulfonic acid, ethanesulfonic acid, benzenesulfonic acid, and *p*-toluenesulfonic acid.

As used herein, the term "pharmaceutically acceptable solvate," is a solvate formed from the association of one or more solvent molecules to one or more molecules of

a compound of any one of formulas (I) through (XX) or Table 1. The term solvate includes hydrates (e.g., hemi-hydrate, mono-hydrate, dihydrate, trihydrate, tetrahydrate, and the like).

5 As used herein, the term "clathrate" means a compound of the present invention or a salt thereof in the form of a crystal lattice that contains spaces (e.g., channels) that have a guest molecule (e.g., a solvent or water) trapped within.

10 As used herein, the term "asthma" means a pulmonary disease, disorder or condition characterized by reversible airway obstruction, airway inflammation, and increased airway responsiveness to a variety of stimuli.

"Immunosuppression" refers to impairment of any component of the immune system resulting in decreased immune function. This impairment may be measured by any
15 conventional means including whole blood assays of lymphocyte function, detection of lymphocyte proliferation and assessment of the expression of T cell surface antigens. The antisheep red blood cell (SRBC) primary (IgM) antibody response assay (usually referred to as the plaque assay) is one specific method. This and other methods are described in Luster, M.I., Portier, C., Pait, D.G., White, K.L., Jr.,
20 Gennings, C., Munson, A.E., and Rosenthal, G.J. (1992). "Risk Assessment in Immunotoxicology I: Sensitivity and Predictability of Immune Tests." Fundam. Appl. Toxicol., 18, 200-210. Measuring the immune response to a T-cell dependent immunogen is another particularly useful assay (Dean, J.H., House, R.V., and Luster, M.I. (2001). "Immunotoxicology: Effects of, and Responses to, Drugs and
25 Chemicals." In Principles and Methods of Toxicology: Fourth Edition (A.W. Hayes, Ed.), pp. 1415-1450, Taylor & Francis, Philadelphia, Pennsylvania).

The compounds of this invention can be used to treat subjects with immune disorders. As used herein, the term "immune disorder" and like terms means a
30 disease, disorder or condition caused by the immune system of an animal, including autoimmune disorders. Immune disorders include those diseases, disorders or conditions that have an immune component and those that are substantially or entirely immune system-mediated. Autoimmune disorders are those wherein the

animal's own immune system mistakenly attacks itself, thereby targeting the cells, tissues, and/or organs of the animal's own body. For example, the autoimmune reaction is directed against the nervous system in multiple sclerosis and the gut in Crohn's disease. In other autoimmune disorders such as systemic lupus erythematosus (lupus), affected tissues and organs may vary among individuals with the same disease. One person with lupus may have affected skin and joints whereas another may have affected skin, kidney, and lungs. Ultimately, damage to certain tissues by the immune system may be permanent, as with destruction of insulin-producing cells of the pancreas in Type 1 diabetes mellitus. Specific autoimmune disorders that may be ameliorated using the compounds and methods of this invention include without limitation, autoimmune disorders of the nervous system (e.g., multiple sclerosis, myasthenia gravis, autoimmune neuropathies such as Guillain-Barré, and autoimmune uveitis), autoimmune disorders of the blood (e.g., autoimmune hemolytic anemia, pernicious anemia, and autoimmune thrombocytopenia), autoimmune disorders of the blood vessels (e.g., temporal arteritis, anti-phospholipid syndrome, vasculitides such as Wegener's granulomatosis, and Behcet's disease), autoimmune disorders of the skin (e.g., psoriasis, dermatitis herpetiformis, pemphigus vulgaris, and vitiligo), autoimmune disorders of the gastrointestinal system (e.g., Crohn's disease, ulcerative colitis, primary biliary cirrhosis, and autoimmune hepatitis), autoimmune disorders of the endocrine glands (e.g., Type 1 or immune-mediated diabetes mellitus, Grave's disease. Hashimoto's thyroiditis, autoimmune oophoritis and orchitis, and autoimmune disorder of the adrenal gland); and autoimmune disorders of multiple organs (including connective tissue and musculoskeletal system diseases) (e.g., rheumatoid arthritis, systemic lupus erythematosus, scleroderma, polymyositis, dermatomyositis, spondyloarthropathies such as ankylosing spondylitis, and Sjogren's syndrome). In addition, other immune system mediated diseases, such as graft-versus-host disease and allergic disorders, are also included in the definition of immune disorders herein. Because a number of immune disorders are caused by inflammation, there is some overlap between disorders that are considered immune disorders and inflammatory disorders. For the purpose of this invention, in the case of such an overlapping disorder, it may be considered either an immune disorder or an inflammatory disorder. "Treatment of an immune disorder" herein refers to

administering a compound or a composition of the invention to a subject, who has an immune disorder, a symptom of such a disease or a predisposition towards such a disease, with the purpose to cure, relieve, alter, affect, or prevent the autoimmune disorder, the symptom of it, or the predisposition towards it.

5

As used herein, the term "allergic disorder" means a disease, condition or disorder associated with an allergic response against normally innocuous substances. These substances may be found in the environment (such as indoor air pollutants and aeroallergens) or they may be non-environmental (such as those causing dermatological or food allergies). Allergens can enter the body through a number of routes, including by inhalation, ingestion, contact with the skin or injection (including by insect sting). Many allergic disorders are linked to atopy, a predisposition to generate the allergic antibody IgE. Because IgE is able to sensitize mast cells anywhere in the body, atopic individuals often express disease in more than one organ. For the purpose of this invention, allergic disorders include any hypersensitivity that occurs upon re-exposure to the sensitizing allergen, which in turn causes the release of inflammatory mediators. Allergic disorders include without limitation, allergic rhinitis (e.g., hay fever), sinusitis, rhinosinusitis, chronic or recurrent otitis media, drug reactions, insect sting reactions, latex reactions, conjunctivitis, urticaria, anaphylaxis and anaphylactoid reactions, atopic dermatitis, asthma and food allergies.

The compounds of this invention can be used to prevent or to treat subjects with inflammatory disorders. As used herein, an "inflammatory disorder" means a disease, disorder or condition characterized by inflammation of body tissue or having an inflammatory component. These include local inflammatory responses and systemic inflammation. Examples of such inflammatory disorders include: transplant rejection, including skin graft rejection; chronic inflammatory disorders of the joints, including arthritis, rheumatoid arthritis, osteoarthritis and bone diseases associated with increased bone resorption; inflammatory bowel diseases such as ileitis, ulcerative colitis, Barrett's syndrome, and Crohn's disease; inflammatory lung disorders such as asthma, adult respiratory distress syndrome, and chronic obstructive airway disease; inflammatory disorders of the eye including corneal

25

30

dystrophy, trachoma, onchocerciasis, uveitis, sympathetic ophthalmitis and endophthalmitis; chronic inflammatory disorders of the gums, including gingivitis and periodontitis; tuberculosis; leprosy; inflammatory diseases of the kidney including uremic complications, glomerulonephritis and nephrosis; inflammatory disorders of the skin including sclerodermatitis, psoriasis and eczema; inflammatory diseases of the central nervous system, including chronic demyelinating diseases of the nervous system, multiple sclerosis, AIDS-related neurodegeneration and Alzheimer's disease, infectious meningitis, encephalomyelitis, Parkinson's disease, Huntington's disease, amyotrophic lateral sclerosis and viral or autoimmune encephalitis; autoimmune disorders, immune-complex vasculitis, systemic lupus and erythematoses; systemic lupus erythematosus (SLE); and inflammatory diseases of the heart such as cardiomyopathy, ischemic heart disease hypercholesterolemia, atherosclerosis; as well as various other diseases with significant inflammatory components, including preeclampsia; chronic liver failure, brain and spinal cord trauma, and cancer. There may also be a systemic inflammation of the body, exemplified by gram-positive or gram negative shock, hemorrhagic or anaphylactic shock, or shock induced by cancer chemotherapy in response to pro-inflammatory cytokines, e.g., shock associated with pro-inflammatory cytokines. Such shock can be induced, e.g., by a chemotherapeutic agent used in cancer chemotherapy.

"Treatment of an inflammatory disorder" herein refers to administering a compound or a composition of the invention to a subject, who has an inflammatory disorder, a symptom of such a disorder or a predisposition towards such a disorder, with the purpose to cure, relieve, alter, affect, or prevent the inflammatory disorder, the symptom of it, or the predisposition towards it.

An "effective amount" is the quantity of compound in which a beneficial outcome is achieved when the compound is administered to a subject or alternatively, the quantity of compound that possess a desired activity in-vivo or in-vitro. In the case of inflammatory disorders and autoimmune disorders, a beneficial clinical outcome includes reduction in the extent or severity of the symptoms associated with the disease or disorder and/or an increase in the longevity and/or quality of life of the subject compared with the absence of the treatment. The precise amount of compound administered to a subject will depend on the type and severity of the

disease or condition and on the characteristics of the subject, such as general health, age, sex, body weight and tolerance to drugs. It will also depend on the degree, severity and type of inflammatory disorder, autoimmune disorder, allergic disorder, or the degree of immunosuppression sought. The skilled artisan will be able to determine appropriate dosages depending on these and other factors. Effective amounts of the disclosed compounds typically range between about 1 mg/mm² per day and about 10 grams/mm² per day, and preferably between 10 mg/mm² per day and about 1 gram/mm².

The compounds of the invention may contain one or more chiral centers and/or double bonds and, therefore, may exist as stereoisomers, such as double-bond isomers (*i.e.*, geometric isomers), enantiomers, or diastereomers. According to this invention, the chemical structures depicted herein, including the compounds of this invention, encompass all of the corresponding compounds' enantiomers and stereoisomers, that is, both the stereomerically pure form (*e.g.*, geometrically pure, enantiomerically pure, or diastereomerically pure) and enantiomeric, diastereomeric, and geometric isomeric mixtures. In some cases, one enantiomer, diastereomer, or geometric isomer will possess superior activity or an improved toxicity or kinetic profile compared to others. In those cases, such enantiomers, diastereomers, and geometric isomers of a compound of this invention are preferred.

The term "inhibit production of IL-2" and like terms means inhibiting IL-2 synthesis (*e.g.* by inhibiting transcription (mRNA expression), or translation (protein expression)) and/or inhibiting IL-2 secretion in a cell that has the ability to produce and/or secrete IL-2 (*e.g.*, T lymphocyte). Likewise, the term "inhibiting production of IL-4, IL-5, IL-13, GM-CSF, TNF- α or INF- γ means inhibiting the synthesis (*e.g.* by inhibiting transcription, or translation) and/or inhibiting the secretion in a cell that has the ability to produce and/or secrete these cytokines.

As used herein, a composition that "substantially" comprises a compound means that the composition contains more than about 80% by weight, more preferably more than about 90% by weight, even more preferably more than about 95% by weight, and most preferably more than about 97% by weight of the compound.

As used herein, a composition that is "substantially free" of a compound means that the composition contains less than about 20% by weight, more preferably less than about 10% by weight, even more preferably less than about 5% by weight, and most preferably less than about 3% by weight of the compound.

As used herein, a reaction that is "substantially complete" means that the reaction contains more than about 80% by weight of the desired product, more preferably more than about 90% by weight of the desired product, even more preferably more than about 95% by weight of the desired product, and most preferably more than about 97% by weight of the desired product.

As used herein, a racemic mixture means about 50% of one enantiomer and about 50% of its corresponding enantiomer relative to all chiral centers in the molecule. The invention encompasses all enantiomerically-pure, enantiomerically-enriched, diastereomerically pure, diastereomerically enriched, and racemic mixtures of the compounds of any one of formulas (I) through (XX) or Table 1.

Enantiomeric and diastereomeric mixtures can be resolved into their component enantiomers or stereoisomers by well known methods, such as chiral-phase gas chromatography, chiral-phase high performance liquid chromatography, crystallizing the compound as a chiral salt complex, or crystallizing the compound in a chiral solvent. Enantiomers and diastereomers can also be obtained from diastereomerically- or enantiomerically-pure intermediates, reagents, and catalysts by well known asymmetric synthetic methods.

When administered to a patient, e.g., to a non-human animal for veterinary use or for improvement of livestock, or to a human for clinical use, the compounds of the invention are typically administered in isolated form or as the isolated form in a pharmaceutical composition. As used herein, "isolated" means that the compounds of the invention are separated from other components of either (a) a natural source, such as a plant or cell, preferably bacterial culture, or (b) a synthetic organic chemical reaction mixture. Preferably, via conventional techniques, the compounds of the

invention are purified. As used herein, "purified" means that when isolated, the isolate contains at least 95%, preferably at least 98%, of a single compound of the invention by weight of the isolate.

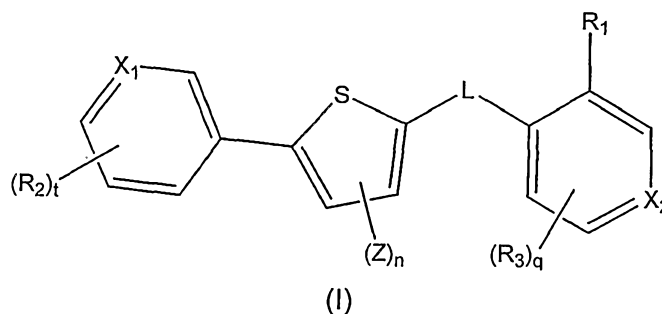
- 5 Only those choices and combinations of substituents that result in a stable structure are contemplated. Such choices and combinations will be apparent to those of ordinary skill in the art and may be determined without undue experimentation.

10 The invention can be understood more fully by reference to the following detailed description and illustrative examples, which are intended to exemplify non-limiting embodiments of the invention.

SPECIFIC EMBODIMENTS

- 15 The invention relates to compounds and pharmaceutical compositions that are particularly useful for immunosuppression or to treat or prevent inflammatory conditions, immune disorders, and allergic disorders.

In one embodiment, the invention relates to compounds of formula (I):



20

or a pharmaceutically acceptable salt, solvate, clathrate, or prodrug thereof, wherein:

- 25 L is a linker selected from the group consisting of -NR-C(O)- , -C(O)-NR- , -NR-C(S)- , -C(S)-NR- , $\text{-NR-C(NR}_8\text{)-}$, or $\text{-C(NR}_8\text{)-NR-}$;

X_1 is CH, CR_2 , or N;

X_2 is CH, CR_3 , or N;

each Z is independently selected from the group consisting of a lower alkyl, a lower haloalkyl, a halo, a lower alkoxy, a lower alkyl sufanyl, cyano, nitro, or lower haloalkoxy;

R, for each occurrence is independently selected from -H, an alkyl, -C(O)R₅, or -C(O)OR₅;

R₁, and R₂ and R₃, for each occurrence are, independently, is an optionally substituted alkyl, an optionally substituted alkenyl, an optionally substituted alkynyl, an optionally substituted cycloalkyl, an optionally substituted cycloalkenyl, an optionally substituted heterocyclyl, an optionally substituted aryl, an optionally substituted heteroaryl, an optionally substituted aralkyl, or an optionally substituted heteraralkyl, nitro, cyano, a halo, a haloalkyl, a haloalkoxy, -OR₅, -SR₅, -NR₆R₇, -C(X₃)R₅, -C(X₃)OR₅, -OC(X₃)R₅, -NR₅C(X₃)OR₅, -C(X₃)NR₆R₇, -NR₅C(X₃)R₅, -NR₅C(X₃)NR₆R₇, -OC(X₃)NR₆R₇, -C(X₃)SR₅, -SC(X₃)R₅, -S(O)_pR₅, -OS(O)_pR₅, -S(O)_pOR₅, -NR₅S(O)_pR₅, -S(O)_pNR₆R₇, -P(X₄)(R₅)₂, -P(X₄)(X₅R₅)(R₅), -P(X₄)(X₅R₅)₂, -X₅P(X₄)(X₅R₅)₂, -X₅P(X₄)(R₅)(X₅R₅), or -X₅P(X₄)(R₅)₂;

X₃ is =O, =S, or =NR₈;

X₄ is =O or =S;

X₅ -O- or -S-;

R₅, for each occurrence, is independently, H, an optionally substituted alkyl, an optionally substituted alkenyl, an optionally substituted alkynyl, an optionally substituted cycloalkyl, an optionally substituted cycloalkenyl, an optionally substituted heterocyclyl, an optionally substituted aryl, an optionally substituted heteroaryl, an optionally substituted aralkyl, or an optionally substituted heteraralkyl;

R₆ and R₇, for each occurrence are, independently, H, an optionally substituted alkyl, an optionally substituted alkenyl, an optionally substituted alkynyl, an optionally substituted cycloalkyl, an optionally substituted cycloalkenyl, an optionally substituted heterocyclyl, an optionally substituted aryl, an optionally substituted heteroaryl, an optionally substituted aralkyl, or an optionally substituted heteraralkyl; or R₆ and R₇ taken together with the nitrogen to which they are attached are an optionally substituted heterocyclyl or optionally substituted heteroaryl;

R₈, for each occurrence, is independently -H, a halo, an alkyl, -OR₅, -NR₆R₇, -C(O)R₅, -C(O)OR₅, or -C(O)NR₆R₇;

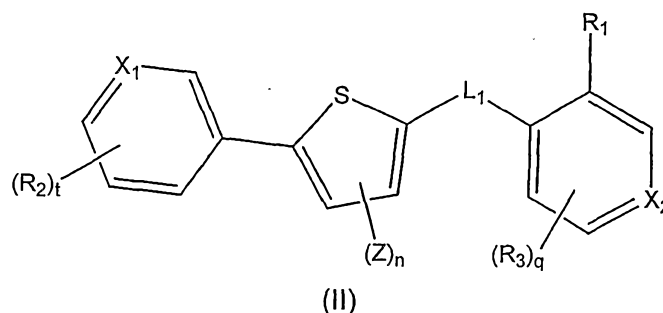
n is zero or an integer from 1 to 2;

p, for each occurrence, is independently 1 or 2;

q is zero or an integer from 1 to 3; and

t is zero or an integer from 1 to 4.

5 In another embodiment, the invention relates to compounds of formula (II):

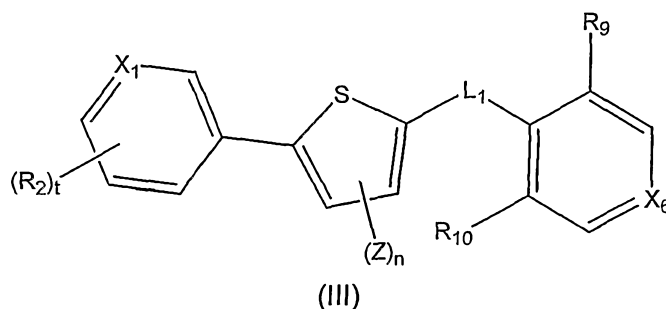


or a pharmaceutically acceptable salt, solvate, clathrate, or prodrug thereof,
wherein:

10 L_1 is $-NH-C(O)-$ or $-C(O)-NH-$; and

X_1 , X_2 , R_1 , R_2 , R_3 , Z , n , q , and t are defined as in formula (I).

In another embodiment, the invention relates to compounds of formula (III):



15

or a pharmaceutically acceptable salt, solvate, clathrate, or prodrug thereof,
wherein:

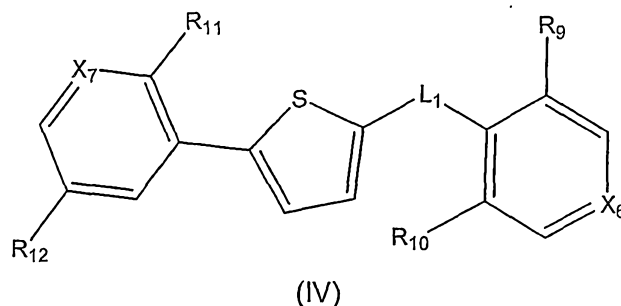
X_6 is CH or N;

R_9 and R_{10} are each, independently, a halo, a lower alkyl, a lower haloalkyl, a
20 lower alkoxy, or a lower haloalkoxy;

X_1 , R_2 , Z , n , and t are defined as in formula (I); and

L_1 is defined as for structural formula (II).

In another embodiment, the invention relates to compounds of formula (IV):



or a pharmaceutically acceptable salt, solvate, clathrate, or prodrug thereof,

5 wherein:

X_7 is CH or N;

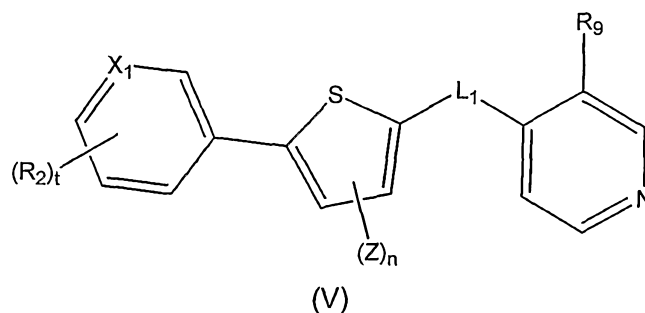
L_1 is defined as for structural formula (II);

X_6 , R_9 , and R_{10} are defined as in formula (III); and

R_{11} and R_{12} are defined as for formula (XIII).

10

In another embodiment, the invention relates to compounds of formula (V):



or a pharmaceutically acceptable salt, solvate, clathrate, or prodrug thereof,

15 wherein:

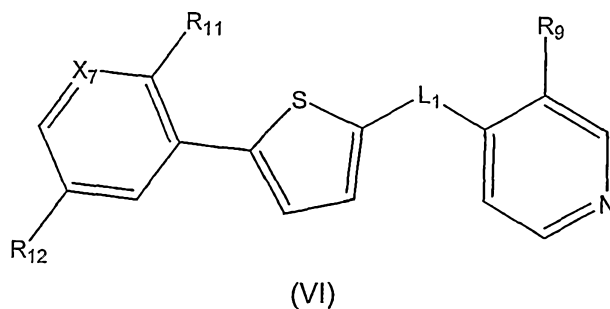
X_1 , R_2 , Z , n , and t are defined as for formula (I);

L_1 is defined as for formula (II); and

R_9 is defined as for formula (III).

20

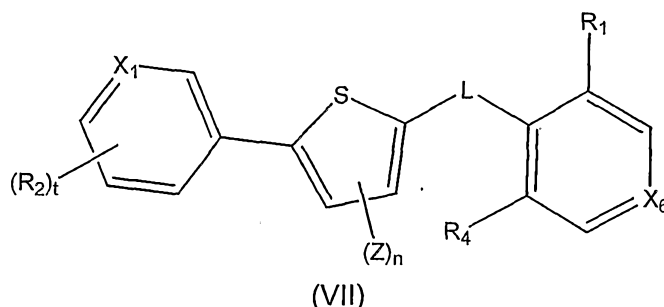
In another embodiment, the invention relates to compounds of formula (VI):



or a pharmaceutically acceptable salt, solvate, clathrate, or prodrug thereof,
wherein:

- 5 L_1 is defined as for formula (II);
 R_9 is defined as for formula (III);
 X_7 is defined as for formula (IV); and
 R_{11} and R_{12} are defined as for formula (XIII).

- 10 In another embodiment, the invention relates to compounds of formula (VII):



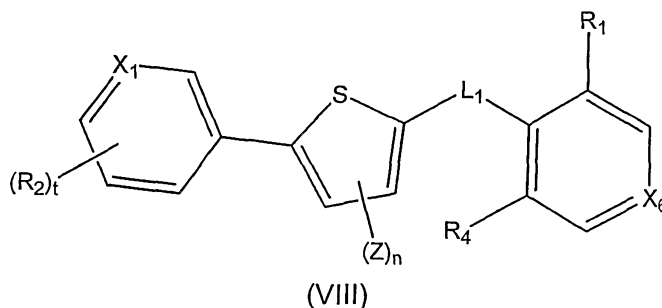
or a pharmaceutically acceptable salt, solvate, clathrate, or prodrug thereof,
wherein:

- 15 R_4 is an optionally substituted alkyl, an optionally substituted alkenyl, an
 optionally substituted alkynyl, an optionally substituted cycloalkyl, an optionally
 substituted cycloalkenyl, an optionally substituted heterocyclyl, an optionally
 substituted aryl, an optionally substituted heteroaryl, an optionally substituted aralkyl,
 or an optionally substituted heteraralkyl, nitro, cyano, a halo, a haloalkyl, a
 20 haloalkoxy, $-OR_5$, $-SR_5$, $-NR_6R_7$, $-C(X_3)R_5$, $-C(X_3)OR_5$, $-OC(X_3)R_5$, $-NR_5C(X_3)OR_5$,
 $-C(X_3)NR_6R_7$, $-NR_5C(X_3)R_5$, $-NR_5C(X_3)NR_6R_7$, $-OC(X_3)NR_6R_7$, $-C(X_3)SR_5$,
 $-SC(X_3)R_5$, $-S(O)_pR_5$, $-OS(O)_pR_5$, $-S(O)_pOR_5$, $-NR_5S(O)_pR_5$, $-S(O)_pNR_6R_7$,
 $-P(X_4)(R_5)_2$, $-P(X_4)(X_5R_5)(R_5)$, $-P(X_4)(X_5R_5)_2$, $-X_5P(X_4)(X_5R_5)_2$, $-X_5P(X_4)(R_5)(X_5R_5)$,
 or $-X_5P(X_4)(R_5)_2$; and

$X_1, X_3, X_4, X_5, R_1, R_2, R_5, R_6, R_7, L, Z, n, p,$ and t are defined as in formula (I);
and

X_6 is defined as for formula (III).

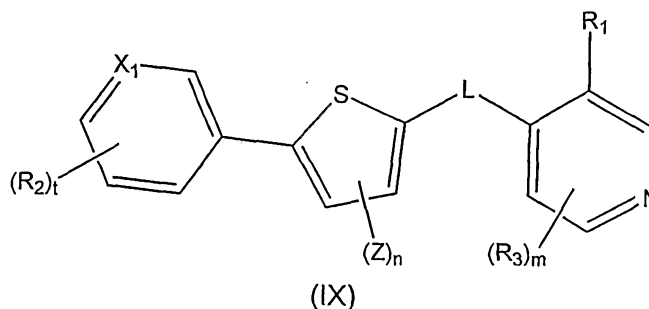
5 In another embodiment, the invention relates to compounds of formula (VIII):



or a pharmaceutically acceptable salt, solvate, clathrate, or prodrug thereof,
wherein:

10 $X_1, R_1, R_2, Z, n,$ and t are defined as for formula (I);
 L_1 is defined as for formula (II);
 X_6 is defined as for formula (III); and
 R_4 is defined as for formula (VII).

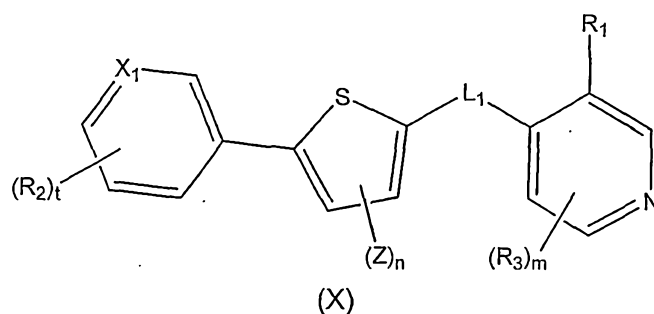
15 In another embodiment, the invention relates to compounds of formula (IX):



or a pharmaceutically acceptable salt, solvate, clathrate, or prodrug thereof,
wherein:

20 m is zero or an integer from 1 to 3; and
 $X_1, R_1, R_2, R_3, L, Z, n,$ and t are defined as in formula (I).

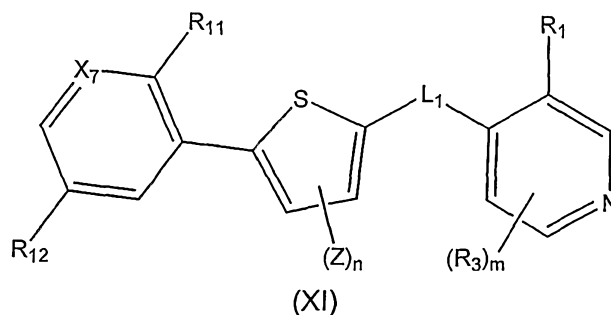
In another embodiment, the invention relates to compounds of formula (X):



or a pharmaceutically acceptable salt, solvate, clathrate, or prodrug thereof,
wherein:

- 5 X_1 , R_1 , R_2 , R_3 , Z , n , and t are defined as in formula (I);
 L_1 is defined as for formula (II); and
 m is defined as for formula (IX).

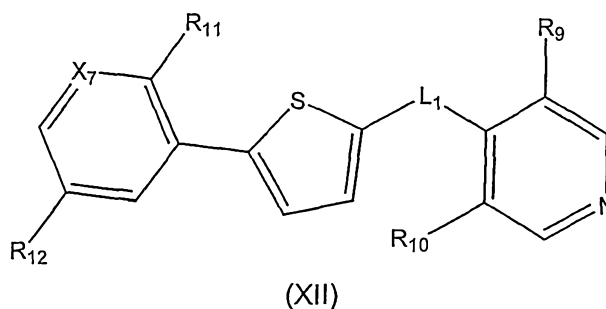
In another embodiment, the invention relates to compounds of formula (XI):



or a pharmaceutically acceptable salt, solvate, clathrate, or prodrug thereof,
wherein:

- 10 R_1 , R_3 , Z , and n are defined as in formula (I);
 L_1 is defined as for formula (II);
 X_7 is defined as for formula (IV);
 R_{11} and R_{12} are defined as for formula (XIII); and
 m is defined as for formula (IX).

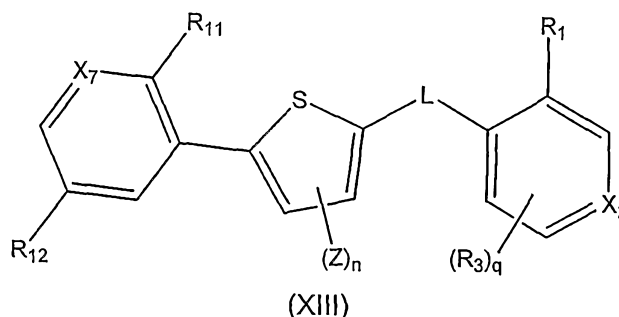
- 20 In another embodiment, the invention relates to compounds of formula (XII):



or a pharmaceutically acceptable salt, solvate, clathrate, or prodrug thereof,
wherein:

- 5 L_1 is defined as for formula (II);
 R_9 , and R_{10} are defined as in formula (III);
 X_7 is defined as for formula (IV); and
 R_{11} and R_{12} are defined as for formula (XIII).

- 10 In another embodiment, the invention relates to compounds of formula (XIII):



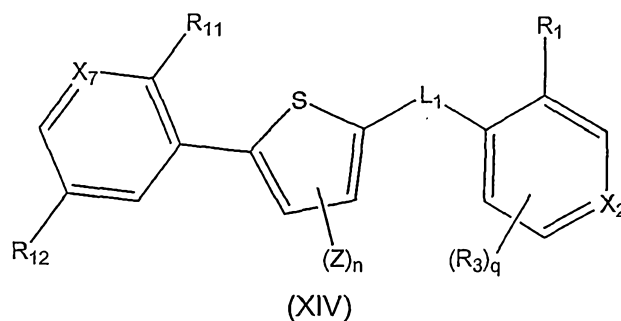
or a pharmaceutically acceptable salt, solvate, clathrate, or prodrug thereof,
wherein:

- 15 R_{11} and R_{12} are each, independently, a halo, a lower alkyl, a lower haloalkyl,
 a lower alkoxy, a lower haloalkoxy, a 5-membered heteroaryl which is optionally
 substituted with one to three lower alkyl groups, $-C(O)OR_{13}$, $-C(O)NR_{14}R_{15}$, or
 cyano;

- R_{13} , R_{14} , and R_{15} , for each occurrence, are independently, H, a lower alkyl, or
 20 a lower alkyl substituted with an alkoxy group;

X_2 , R_1 , R_3 , L , Z , n and q are defined as in formula (I); and
 X_7 is defined as for formula (IV).

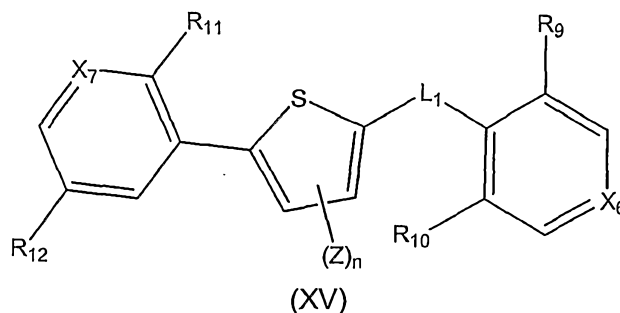
In another embodiment, the invention relates to compounds of formula (XIV):



or a pharmaceutically acceptable salt, solvate, clathrate, or prodrug thereof,
wherein:

- 5 X₂, R₁, R₃, Z, n and q are defined as in formula (I);
 L₁ is defined as for formula (II);
 X₇ is defined as for formula (IV); and
 R₁₁ and R₁₂ are defined as for formula (XIII).

- 10 In another embodiment, the invention relates to compounds of formula (XV):

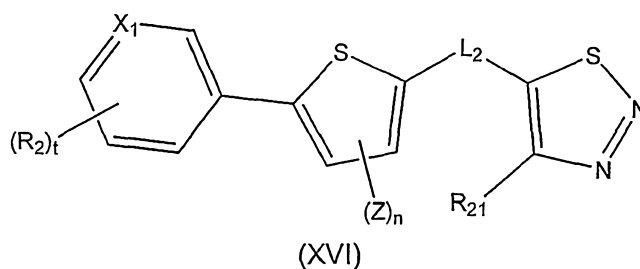


or a pharmaceutically acceptable salt, solvate, clathrate, or prodrug thereof,
wherein:

- 15 Z and n are defined as in formula (I);
 L₁ is defined as for formula (II);
 X₆, R₉, and R₁₀ are defined as in formula (III);
 X₇ is defined as for formula (IV); and
 R₁₁ and R₁₂ are defined as for formula (XIII).

20

In another embodiment, the invention relates to compounds of formula (XVI):



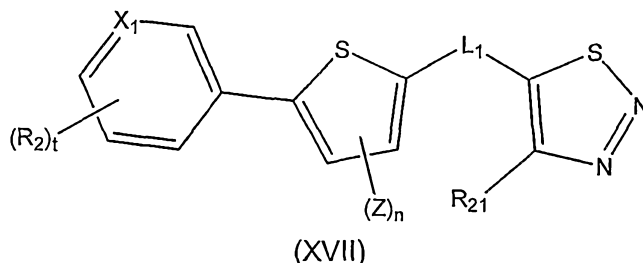
or a pharmaceutically acceptable salt, solvate, clathrate, or prodrug thereof,
wherein:

5 L_2 is a linker selected from the group consisting of $-NR-C(O)-$, $-C(O)-NR-$, $-NR-C(S)-$, $-C(S)-NR-$, $-CH_2NR-$, $-NRCH_2-$, $-C(O)-$, $-C(S)-$, $-NR-C(NR_8)-$, or $-C(NR_8)-NR-$;

R_{21} is H, an optionally substituted alkyl, an optionally substituted alkenyl, an optionally substituted alkynyl, an optionally substituted cycloalkyl, an optionally substituted cycloalkenyl, an optionally substituted heterocyclyl, an optionally substituted aryl, an optionally substituted heteroaryl, an optionally substituted aralkyl, or an optionally substituted heteraralkyl, nitro, cyano, a halo, a haloalkyl, a haloalkoxy, $-OR_5$, $-SR_5$, $-NR_6R_7$, $-C(X_3)R_5$, $-C(X_3)OR_5$, $-OC(X_3)R_5$, $-NR_5C(X_3)OR_5$, $-C(X_3)NR_6R_7$, $-NR_5C(X_3)R_5$, $-NR_5C(X_3)NR_6R_7$, $-OC(X_3)NR_6R_7$, $-C(X_3)SR_5$, $-SC(X_3)R_5$, $-S(O)_pR_5$, $-OS(O)_pR_5$, $-S(O)_pOR_5$, $-NR_5S(O)_pR_5$, $-S(O)_pNR_6R_7$, $-P(X_4)(R_5)_2$, $-P(X_4)(X_5R_5)(R_5)$, $-P(X_4)(X_5R_5)_2$, $-X_5P(X_4)(X_5R_5)_2$, $-X_5P(X_4)(R_5)(X_5R_5)$, or $-X_5P(X_4)(R_5)_2$; and

X_1 , X_3 , X_4 , X_5 , R_2 , R_5 , R_6 , R_7 , R_8 , Z , p , t and n are defined as for formula (I).

20 In another embodiment, the invention relates to compounds of formula (XVII):



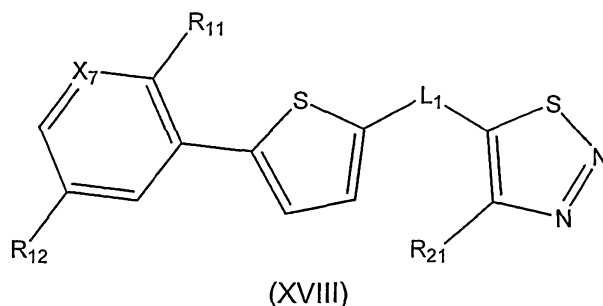
or a pharmaceutically acceptable salt, solvate, clathrate, or prodrug thereof,
wherein:

25 X_1 , R_2 , Z , t and n are defined as for formula (I);

L_1 is defined as for formula (II); and

R₂₁ is defined as for formula (XVI).

In another embodiment, the invention relates to compounds of formula (XVIII):



5

or a pharmaceutically acceptable salt, solvate, clathrate, or prodrug thereof, wherein:

L₁ is defined as for formula (II);

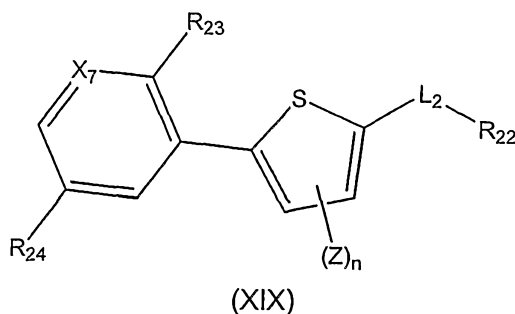
X₇ is defined as for formula (IV);

10

R₁₁ and R₁₂ are defined as for formula (XIII); and

R₂₁ is defined as for formula (XVI).

In another embodiment, the invention relates to compounds of formula (XIX):



15

or a pharmaceutically acceptable salt, solvate, clathrate, or prodrug thereof, wherein:

R₂₂ is an optionally substituted alkyl, an optionally substituted cycloalkyl, or an optionally substituted heterocycloalkyl;

20

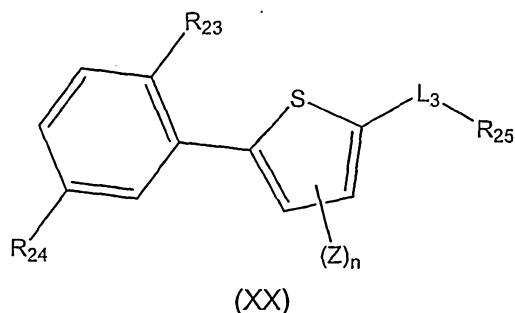
R₂₃ and R₂₄ are each, independently, a substituent;

Z and n are defined as for formula (I);

X₇ is defined as for formula (XIII);

L₂ is defined as for formula (XVI).

In another embodiment, the invention relates to compounds of formula (XX):



or a pharmaceutically acceptable salt, solvate, clathrate, or prodrug thereof,

5 wherein:

L_3 is a linker selected from the group consisting of $-NR-C(O)-$, $-C(O)-NR-$, $-NR-C(S)-$, $-C(S)-NR-$, $-CH_2NR-$, $-NRCH_2-$, $-C(S)-$, $-NR-C(NR_8)-$, or $-C(NR_8)-NR-$;

R_{25} is an optionally substituted alkyl or an optionally substituted cycloalkyl;

R , Z and n are defined as for formula (I); and

10 R_{23} and R_{24} are defined as for formula (XIX).

In another embodiment, in formula (I), (VII), (IX), (XIII), (XVI), (XIX), or (XX), L , L_2 or L_3 is $-NR-C(O)-$ or $-C(O)-NR$. Preferably, in this embodiment, R is H.

15 In another embodiment, in formula (I), (VII), (IX), (XIII), (XVI), (XIX), or (XX), L , L_2 or L_3 is $-NR-C(S)-$ or $-C(S)-NR$. Preferably, in this embodiment, R is H.

In another embodiment, formula (XVI), (XIX), or (XX), L_2 or L_3 is $-NR-CH_2-$ or $-CH_2-NR$. Preferably, in this embodiment, R is H.

20

In another embodiment, in formula (I), (II), (III), (V), (VII), (VIII), (IX), (X), (IX), (XIII), (XIV), (XV), (XVI), (XVII), (XIX), or (XX), n is zero.

25 In another embodiment, in formula (I), (II), (III), (V), (VII), (VIII), (IX), (X), (IX), (XIII), (XIV), (XV), (XVI), (XVII), (XIX), or (XX), n is 1.

In another embodiment, in formula (I), (II), (III), (V), (VII), (VIII), (IX), (X), (IX), (XIII), (XIV), (XV), (XVI), (XVII), (XIX), or (XX), n is 2.

In another embodiment, in formula (I), (II), (III), (V), (VII), (VIII), (IX), (X), (XVI), or (XVII), X_1 is CH.

5 In another embodiment, in formula (I), (II), (III), (V), (VII), (VIII), (IX), (X), (XVI), or (XVII), X_1 is CR_2 .

In another embodiment, in formula (I), (II), (III), (V), (VII), (VIII), (IX), (X), (XVI), or (XVII), X_1 is N.

10 In another embodiment, in formula (I) or (II), X_1 is CH and X_2 is CH.

In another embodiment, in formula (I) or (II), X_1 is CH and X_2 is N.

15 In another embodiment, in formula (I) or (II), X_1 is N and X_2 is CH.

In another embodiment, in formula (I) or (II), X_1 is N and X_2 is N.

In another embodiment, in formula (III), (VII), (VIII), X_1 is CH and X_6 is CH.

20 In another embodiment, in formula (III), (VII), (VIII), X_1 is CH and X_6 is N.

In another embodiment, in formula (III), (VII), (VIII), X_1 is N and X_6 is CH.

25 In another embodiment, in formula (III), (VII), (VIII), X_1 is N and X_6 is N.

In another embodiment, in formula (IV), (VI), (XI), (XII), (XIII), (XIV), (XV), (XVIII), or (XIX), X_7 is CH.

30 In another embodiment, in formula (IV), (VI), (XI), (XII), (XIII), (XIV), (XV), (XVIII), or (XIX), X_7 is N.

In another embodiment, in formula (XIII), (XIV), or (XV), X_7 is CH and X_2 is CH.

In another embodiment, in formula (XIII), (XIV), or (XV), X_7 is CH and X_2 is N.

In another embodiment, in formula (XIII) or (XIV), X_7 is N and X_2 is CH.

5 In another embodiment, in formula (XIII) or (XIV), X_7 is N and X_2 is N.

In another embodiment, in formula (IV) or (XV), X_7 is CH and X_6 is CH.

10 In another embodiment, in formula (IV) or (XV), X_7 is CH and X_6 is N.

In another embodiment, in formula (IV) or (XV), X_7 is N and X_6 is CH.

In another embodiment, in formula (IV) or (XV), X_7 is N and X_6 is N.

15 In another embodiment, in formula (I), (II), (VII), (VIII), (IX), (X), (XI), (XIII) or (XIV), R_1 is a halo, an alkyl, a haloalkyl, an alkoxy, or a haloalkoxy.

In another embodiment, in formula (I), (II), (VII), (VIII), (IX), (X), (XI), (XIII) or (XIV), R_1 is a halo or a lower alkyl.

20 In another embodiment, in formula (I), (II), (VII), (VIII), (IX), (X), (XI), (XIII) or (XIV), R_1 is a halo, such as fluoro.

25 In another embodiment, in formula (VII) or (VIII), R_1 is a halo, an alkyl, a haloalkyl, an alkoxy, or a haloalkoxy; and R_4 is a halo, an alkyl, a haloalkyl, an alkoxy, or a haloalkoxy. Preferably, in this embodiment, R_4 is a halo or a lower alkyl. More preferably, R_4 is a halo, such as fluoro. In a further aspect of this embodiment, X_1 is CH. Alternatively, in a further aspect of this embodiment, X_1 is N. In another aspect of this embodiment, X_6 is CH. Alternatively, in a further aspect of this embodiment, X_6 is N. In preferred aspect of this embodiment, X_1 is CH and X_6 is CH. Alternatively, in another preferred aspect of this embodiment, X_1 is CH and X_6 is N. Alternatively, in another preferred aspect of this embodiment, X_1 is N and X_6 is CH. Alternatively, in another preferred aspect of this embodiment, X_1 is N and X_6 is N.

30

In another embodiment, in formula (VII) or (VIII), R₁ is a halo or a lower alkyl; and R₄ is a halo, an alkyl, a haloalkyl, an alkoxy, or a haloalkoxy. Preferably, in this embodiment, R₄ is a halo or a lower alkyl. More preferably, R₄ is a halo, such as fluoro. In a further aspect of this embodiment, X₁ is CH. Alternatively, in a further aspect of this embodiment, X₁ is N. In another aspect of this embodiment, X₆ is CH. Alternatively, in a further aspect of this embodiment, X₆ is N. In preferred aspect of this embodiment, X₁ is CH and X₆ is CH. Alternatively, in another preferred aspect of this embodiment, X₁ is CH and X₆ is N. Alternatively, in another preferred aspect of this embodiment, X₁ is N and X₆ is CH. Alternatively, in another preferred aspect of this embodiment, X₁ is N and X₆ is N.

In another embodiment, in formula (VII) or (VIII), R₁ is a halo, such as fluoro; and R₄ is a halo, an alkyl, a haloalkyl, an alkoxy, or a haloalkoxy. Preferably, in this embodiment, R₄ is a halo or a lower alkyl. More preferably, R₄ is a halo, such as fluoro. In a further aspect of this embodiment, X₁ is CH. Alternatively, in a further aspect of this embodiment, X₁ is N. In another aspect of this embodiment, X₆ is CH. Alternatively, in a further aspect of this embodiment, X₆ is N. In preferred aspect of this embodiment, X₁ is CH and X₆ is CH. Alternatively, in another preferred aspect of this embodiment, X₁ is CH and X₆ is N. Alternatively, in another preferred aspect of this embodiment, X₁ is N and X₆ is CH. Alternatively, in another preferred aspect of this embodiment, X₁ is N and X₆ is N.

In another embodiment, in formula (III), (IV), (V), (VI), (XII) or (XV), R₉ is a halo, an alkyl, a haloalkyl, an alkoxy, or a haloalkoxy.

In another embodiment, in formula (III), (IV), (V), (VI), (XII) or (XV), R₉ is a halo or a lower alkyl.

In another embodiment, in formula (III), (IV), (V), (VI), (XII) or (XV), R₉ is a halo, such as fluoro.

In another embodiment, in formula (III), (IV), (XII) or (XV), R₉ and R₁₀ are each, independently, a halo, an alkyl, a haloalkyl, an alkoxy, or a haloalkoxy.

5 In another embodiment, in formula (III), (IV), (XII) or (XV), R₉ and R₁₀ are each, independently, a halo or a lower alkyl.

In another embodiment, in formula (III), (IV), (XII) or (XV), R₉ and R₁₀ are each, independently, a halo. In one aspect of this embodiment, R₉ and R₁₀ are each fluoro.

10 In another embodiment, in formula (V), R₉ is a halo, an alkyl, a haloalkyl, an alkoxy, or a haloalkoxy; and X₁ is CH. Alternatively, in formula (V), R₉ is a halo, an alkyl, a haloalkyl, an alkoxy, or a haloalkoxy; and X₁ is N.

15 In another embodiment, in formula (V), R₉ is a halo or a lower alkyl; and X₁ is CH. Alternatively, in formula (V), R₉ is a halo or a lower alkyl; and X₁ is N.

In another embodiment, in formula (V), R₉ is a halo, such as fluoro; and X₁ is CH. Alternatively, in formula (V), R₉ is a halo, such as fluoro; and X₁ is N.

20 In another embodiment, in formula (VI), R₉ is a halo, an alkyl, a haloalkyl, an alkoxy, or a haloalkoxy; and X₇ is CH. Alternatively, in formula (VI), R₉ is a halo, an alkyl, a haloalkyl, an alkoxy, or a haloalkoxy; and X₇ is N.

25 In another embodiment, in formula (VI), R₉ is a halo or a lower alkyl; and X₇ is CH. Alternatively, in formula (VI), R₉ is a halo or a lower alkyl; and X₇ is N.

In another embodiment, in formula (VI), R₉ is a halo, such as fluoro; and X₁ is CH. Alternatively, in formula (VI), R₉ is a halo, such as fluoro; and X₇ is N.

30 In another embodiment, in formula (III), R₉ and R₁₀ are each, independently, a halo, an alkyl, a haloalkyl, an alkoxy, or a haloalkoxy; and X₁ is CH. Alternatively, in formula (III), R₉ and R₁₀ are each, independently, a halo, an alkyl, a haloalkyl, an

alkoxy, or a haloalkoxy; and X_1 is N. In a further aspect of this embodiment, X_6 is CH. Alternatively, in a further aspect of this embodiment, X_6 is N.

5 In another embodiment, in formula (III), R_9 and R_{10} are each, independently, a halo or a lower alkyl; and X_1 is CH. Alternatively, in formula (III), R_9 and R_{10} are each, independently, a halo or a lower alkyl; and X_1 is N. In a further aspect of this embodiment, X_6 is CH. Alternatively, in a further aspect of this embodiment, X_6 is N.

10 In another embodiment, in formula (III), R_9 and R_{10} are each, independently, a halo, such as fluoro; and X_1 is CH. Alternatively, in formula (III), R_9 and R_{10} are each, independently, a halo, such as fluoro; and X_1 is N. In a further aspect of this embodiment, X_6 is CH. Alternatively, in a further aspect of this embodiment, X_6 is N.

15 In another embodiment, in formula (IV), (XII), or (XV), R_9 and R_{10} are each, independently, a halo, an alkyl, a haloalkyl, an alkoxy, or a haloalkoxy; and X_7 is CH. Alternatively, in formula (III), R_9 and R_{10} are each, independently, a halo, an alkyl, a haloalkyl, an alkoxy, or a haloalkoxy; and X_7 is N. In a further aspect of this embodiment, in formula (IV) or (XV), X_6 is CH. Alternatively, in a further aspect of this embodiment, in formula (IV) or (XV), X_6 is N.

20 In another embodiment, in formula (IV), (XII), or (XV), R_9 and R_{10} are each, independently, a halo or a lower alkyl; and X_7 is CH. Alternatively, in formula (III), R_9 and R_{10} are each, independently, a halo or a lower alkyl; and X_7 is N. In a further aspect of this embodiment, in formula (IV) or (XV), X_6 is CH. Alternatively, in a further aspect of this embodiment, in formula (IV) or (XV), X_6 is N.

25 In another embodiment, in formula (IV), (XII), or (XV), R_9 and R_{10} are each, independently, a halo, such as fluoro; and X_7 is CH. Alternatively, in formula (III), R_9 and R_{10} are each, independently, a halo, such as fluoro; and X_7 is N. In a further aspect of this embodiment, in formula (IV) or (XV), X_6 is CH. Alternatively, in a further aspect of this embodiment, in formula (IV) or (XV), X_6 is N.

In another embodiment, in formula (II), (III), (IV), (V), (VI), (VIII), (X), (XI), (XII), (XIV), (XV), (XVII), or (XVIII), L_1 is $-NR-C(O)-$. Preferably, in this embodiment, R is H.

5 In another embodiment, in formula (II), (III), (IV), (V), (VI), (VIII), (X), (XI), (XII), (XIV), (XV), (XVII), or (XVIII), L_1 is $-C(O)-NR$. Preferably, in this embodiment, R is H.

10 In another embodiment, in formula (I), (II), (III), (V), (VII), (VIII), (IX), (X), (XVI), or (XVII), t is 0. In one aspect of this embodiment, X_1 is CH. Alternatively, in another aspect of this embodiment, X_1 is N.

In another embodiment, in formula (I), (II), (III), (V), (VII), (VIII), (IX), (X), (XVI), or (XVII), t is 1. In one aspect of this embodiment, X_1 is CH. Alternatively, in another aspect of this embodiment, X_1 is N.

15 In another embodiment, in formula (I), (II), (III), (V), (VII), (VIII), (IX), (X), (XVI), or (XVII), t is 2. In one aspect of this embodiment, X_1 is CH. Alternatively, in another aspect of this embodiment, X_1 is N.

20 In another embodiment, in formula (I), (II), (III), (V), (VII), (VIII), (IX), (X), (XVI), or (XVII), t is 3. In one aspect of this embodiment, X_1 is CH. Alternatively, in another aspect of this embodiment, X_1 is N.

25 In another embodiment, in formula (IV), (VI), (XI), (XII), (XIII), (XIV), (XV), or (XVIII), R_{11} and R_{12} are each, independently, -Cl, -Br, -CN, methyl, ethyl, methoxy, $-CF_3$, $-C(O)OCH_3$, $-C(O)OCH_2CH_3$, $-C(O)OCH_2CH_2CH_3$, $-C(O)OCH_2CH_2OCH_3$, $-C(O)NH_2$, furan-2-yl, or furan-3-yl. In one aspect of this embodiment, X_7 is CH. In another aspect of this embodiment, X_7 is N.

30 In another embodiment, in formula (IV), (VI), (XI), (XII), (XIII), (XIV), (XV), or (XVIII), R_{12} is a furanyl, a thiophenyl, an oxazolyl, an isoxazolyl, a thiazolyl, an isothiazolyl, an oxadiazolyl, or a thiadiazolyl, each of which is optionally substituted with one or more substituents selected from the group consisting of a halo or a loweralkyl. In one

aspect of this embodiment, R_{11} is a halo or a lower alkyl. In another aspect of this embodiment, X_7 is CH. In another aspect of this embodiment, X_7 is N.

In another embodiment, in formula (XVI), (XVII) or (XVIII), R_{21} is H or a lower alkyl. Preferably, R_{21} is H or methyl. In one aspect of this embodiment, R_{12} is a furanyl, a thiophenyl, an oxazolyl, an isoxazolyl, a thiazolyl, an isothiazolyl, an oxadiazolyl, or a thiadiazolyl, each of which is optionally substituted with one or more substituents selected from the group consisting of a halo or a loweralkyl. In another aspect of this embodiment, R_{11} is a halo or a lower alkyl. In another aspect of this embodiment, X_7 is CH. In another aspect of this embodiment, X_7 is N.

In another embodiment, in formula (XIX), R_{22} is a lower alkyl, a monocyclic cycloalkyl, or a monocyclic heterocycloalkyl, each of which are optionally substituted with one or more substituent selected from the group consisting of a lower alkoxy, a halo, cyano, nitro, amino, lower alkyl amino, lower dialkyl amino, hydroxyl, mercapto, lower alkyl sulfanyl, a carboxyl, or a lower alkyl ester.

In another embodiment, in formula (XX), R_{25} is a lower alkyl or a monocyclic cycloalkyl, each of which are optionally substituted with one or more substituent selected from the group consisting of a lower alkoxy, a halo, cyano, nitro, amino, lower alkyl amino, lower dialkyl amino, hydroxyl, mercapto, lower alkyl sulfanyl, a carboxyl, or a lower alkyl ester.

In another embodiment, in formula (XIX) or (XX), R_{23} and R_{24} are selected from the group consisting of an optionally substituted alkyl, an optionally substituted alkenyl, an optionally substituted alkynyl, an optionally substituted cycloalkyl, an optionally substituted cycloalkenyl, an optionally substituted heterocyclyl, an optionally substituted aryl, an optionally substituted heteroaryl, an optionally substituted aralkyl, or an optionally substituted heteraralkyl, nitro, cyano, a halo, a haloalkyl, a haloalkoxy, $-OR_5$, $-SR_5$, $-NR_6R_7$, $-C(X_3)R_5$, $-C(X_3)OR_5$, $-OC(X_3)R_5$, $-NR_5C(X_3)OR_5$, $-C(X_3)NR_6R_7$, $-NR_5C(X_3)R_5$, $-NR_5C(X_3)NR_6R_7$, $-OC(X_3)NR_6R_7$, $-C(X_3)SR_5$, $-SC(X_3)R_5$, $-S(O)_pR_5$, $-OS(O)_pR_5$, $-S(O)_pOR_5$, $-NR_5S(O)_pR_5$, $-S(O)_pNR_6R_7$,

$-P(X_4)(R_5)_2$, $-P(X_4)(X_5R_5)(R_5)$, $-P(X_4)(X_5R_5)_2$, $-X_5P(X_4)(X_5R_5)_2$, $-X_5P(X_4)(R_5)(X_5R_5)$, or $-X_5P(X_4)(R_5)_2$, wherein X_3 is =O, =S, or =NR₈; X_4 is =O or =S; and X_5 -O- or -S-.

5 In another embodiment, in formula (XIX), R_{24} is a furanyl, a thiophenyl, an oxazolyl, an isoxazolyl, a thiazolyl, an isothiazolyl, an oxadiazolyl, or a thiadiazolyl, each of which is optionally substituted with one or more substituents selected from the group consisting of a halo or a loweralkyl. In one aspect of this embodiment, R_{23} is a halo or a lower alkyl. In another aspect of this embodiment, X_7 is CH. In another aspect of this embodiment, X_7 is N. In another aspect of this embodiment, R_{22} is a lower
10 alkyl, a monocyclic cycloalkyl, or a monocyclic heterocycloalkyl, each of which are optionally substituted with one or more substituent selected from the group consisting of a lower alkoxy, a halo, cyano, nitro, amino, lower alkyl amino, lower dialkyl amino, hydroxyl, mercapto, lower alkyl sulfanyl, a carboxyl, or a lower alkyl ester.

15 In another embodiment, in formula (XX), R_{24} is a furanyl, a thiophenyl, an oxazolyl, an isoxazolyl, a thiazolyl, an isothiazolyl, an oxadiazolyl, or a thiadiazolyl, each of which is optionally substituted with one or more substituents selected from the group consisting of a halo or a loweralkyl. In one aspect of this embodiment, R_{23} is a halo or a lower alkyl. In another aspect of this embodiment, R_{25} is a lower alkyl or a
20 monocyclic cycloalkyl, each of which are optionally substituted with one or more substituent selected from the group consisting of a lower alkoxy, a halo, cyano, nitro, amino, lower alkyl amino, lower dialkyl amino, hydroxyl, mercapto, lower alkyl sulfanyl, a carboxyl, or a lower alkyl ester.

25 In another embodiment, the invention relates to compounds selected from the group consisting of:

5-(2-Chloro-5-trifluoromethyl-phenyl)-thiophene-2-carboxylic acid
(2,6-difluoro-phenyl)-amide;

5-(2-Chloro-5-trifluoromethyl-phenyl)-thiophene-2-carboxylic acid
(3-methyl-pyridin-4-yl)-amide;

3-[5-(2,6-Difluoro-phenylcarbamoyl)-thiophen-2-yl]-4-methyl-benzoic
acid methyl ester;

4-Methyl-3-[5-(3-methyl-pyridin-4-ylcarbamoyl)-thiophen-2-yl]-benzoic acid methyl ester;

3-[5-(2,6-Difluoro-phenylcarbamoyl)-thiophen-2-yl]-4-methyl-benzoic acid propyl ester;

3-[5-(2,6-Difluoro-phenylcarbamoyl)-thiophen-2-yl]-4-methyl-benzoic acid 2-methoxy-ethyl ester;

4-Chloro-3-[5-(2,6-difluoro-phenylcarbamoyl)-thiophen-2-yl]-benzoic acid methyl ester;

4-Chloro-3-[5-(2,6-difluoro-phenylcarbamoyl)-thiophen-2-yl]-benzoic acid ethyl ester;

4-Chloro-3-[5-(2,6-difluoro-phenylcarbamoyl)-thiophen-2-yl]-benzoic acid propyl ester;

4-Chloro-3-[5-(2,6-difluoro-phenylcarbamoyl)-thiophen-2-yl]-benzoic acid 2-methoxy-ethyl ester;

5-(5-Furan-2-yl-2-methoxy-pyridin-3-yl)-thiophene-2-carboxylic acid (2,6-difluoro-phenyl)-amide;

5-(5-Furan-3-yl-2-methoxy-pyridin-3-yl)-thiophene-2-carboxylic acid (2,6-difluoro-phenyl)-amide;

5-(5-Chloro-2-methoxy-pyridin-3-yl)-thiophene-2-carboxylic acid (2,6-difluoro-phenyl)-amide;

5-(5-Bromo-2-methoxy-pyridin-3-yl)-thiophene-2-carboxylic acid (2,6-difluoro-phenyl)-amide;

5-(2-Ethyl-5-trifluoromethyl-phenyl)-thiophene-2-carboxylic acid (2,6-difluoro-phenyl)-amide;

5-(2-Methyl-5-trifluoromethyl-phenyl)-thiophene-2-carboxylic acid (2,6-difluoro-phenyl)-amide;

5-(5-Carbamoyl-2-methyl-phenyl)-thiophene-2-carboxylic acid (2,6-difluoro-phenyl)-amide;

5-(5-Carbamoyl-2-methyl-phenyl)-thiophene-2-carboxylic acid (2,6-difluoro-phenyl)-amide;

4-[5-(2,6-Difluoro-phenylcarbamoyl)-thiophen-2-yl]-3-methyl-benzoic acid methyl ester;

4-[5-(2,6-Difluoro-phenylcarbamoyl)-thiophen-2-yl]-3-methyl-benzoic acid ethyl ester;

4-[5-(2,6-Difluoro-phenylcarbamoyl)-thiophen-2-yl]-3-methyl-benzoic acid propyl ester;

4-[5-(2,6-Difluoro-phenylcarbamoyl)-thiophen-2-yl]-3-methyl-benzoic acid 2-methoxy-ethyl ester;

3-Chloro-4-[5-(2,6-difluoro-phenylcarbamoyl)-thiophen-2-yl]-benzoic acid methyl ester;

3-Chloro-4-[5-(2,6-difluoro-phenylcarbamoyl)-thiophen-2-yl]-benzoic acid ethyl ester;

4-Chloro-3-[5-(2,6-difluoro-phenylcarbamoyl)-thiophen-2-yl]-benzoic acid propyl ester;

3-Chloro-4-[5-(2,6-difluoro-phenylcarbamoyl)-thiophen-2-yl]-benzoic acid 2-methoxy-ethyl ester;

5-(5-Furan-2-yl-2-methoxy-pyridin-3-yl)-thiophene-2-carboxylic acid (3-fluoro-pyridin-4-yl)-amide;

5-(5-Furan-3-yl-2-methoxy-pyridin-3-yl)-thiophene-2-carboxylic acid (3-fluoro-pyridin-4-yl)-amide;

5-(5-Chloro-2-methoxy-pyridin-3-yl)-thiophene-2-carboxylic acid (3-fluoro-pyridin-4-yl)-amide;

5-(5-Bromo-2-methoxy-pyridin-3-yl)-thiophene-2-carboxylic acid (3-fluoro-pyridin-4-yl)-amide;

5-(2-Ethyl-5-trifluoromethyl-phenyl)-thiophene-2-carboxylic acid (3-fluoro-pyridin-4-yl)-amide;

5-(2-Methyl-5-trifluoromethyl-phenyl)-thiophene-2-carboxylic acid (3-fluoro-pyridin-4-yl)-amide;

5-(5-Carbamoyl-2-methyl-phenyl)-thiophene-2-carboxylic acid (3-fluoro-pyridin-4-yl)-amide;

5-(5-Cyano-2-methyl-phenyl)-thiophene-2-carboxylic acid (3-fluoro-pyridin-4-yl)-amide;

3-[5-(3,5-Difluoro-pyridin-4-ylcarbamoyl)-thiophen-2-yl]-4-methyl-benzoic acid methyl ester;

3-[5-(3,5-Difluoro-pyridin-4-ylcarbamoyl)-thiophen-2-yl]-4-methyl-benzoic acid ethyl ester;

3-[5-(3,5-Difluoro-pyridin-4-ylcarbamoyl)-thiophen-2-yl]-4-methyl-benzoic acid propyl ester;

3-[5-(3,5-Difluoro-pyridin-4-ylcarbamoyl)-thiophen-2-yl]-4-methyl-benzoic acid 2-methoxy-ethyl ester;

4-Chloro-3-[5-(3,5-difluoro-pyridin-4-ylcarbamoyl)-thiophen-2-yl]-benzoic acid methyl ester;

4-Chloro-3-[5-(3,5-difluoro-pyridin-4-ylcarbamoyl)-thiophen-2-yl]-benzoic acid ethyl ester;

4-Chloro-3-[5-(3,5-difluoro-pyridin-4-ylcarbamoyl)-thiophen-2-yl]-benzoic acid propyl ester;

4-Chloro-3-[5-(3,5-difluoro-pyridin-4-ylcarbamoyl)-thiophen-2-yl]-benzoic acid 2-methoxy-ethyl ester;

5-(5-Furan-2-yl-2-methoxy-pyridin-3-yl)-thiophene-2-carboxylic acid (3,5-difluoro-pyridin-4-yl)-amide;

5-(5-Furan-3-yl-2-methoxy-pyridin-3-yl)-thiophene-2-carboxylic acid (3,5-difluoro-pyridin-4-yl)-amide;

5-(5-Chloro-2-methoxy-pyridin-3-yl)-thiophene-2-carboxylic acid (3,5-difluoro-pyridin-4-yl)-amide;

5-(5-Bromo-2-methoxy-pyridin-3-yl)-thiophene-2-carboxylic acid (3,5-difluoro-pyridin-4-yl)-amide;

5-(2-Ethyl-5-trifluoromethyl-phenyl)-thiophene-2-carboxylic acid (3,5-difluoro-pyridin-4-yl)-amide;

5-(2-Methyl-5-trifluoromethyl-phenyl)-thiophene-2-carboxylic acid (3,5-difluoro-pyridin-4-yl)-amide;

5-(5-Carbamoyl-2-methyl-phenyl)-thiophene-2-carboxylic acid (3,5-difluoro-pyridin-4-yl)-amide;

5-(5-Cyano-2-methyl-phenyl)-thiophene-2-carboxylic acid (3,5-difluoro-pyridin-4-yl)-amide;

4-Methyl-3-[5-(3-methyl-pyridin-4-ylcarbamoyl)-thiophen-2-yl]-benzoic acid methyl ester;

4-Methyl-3-[5-(3-methyl-pyridin-4-ylcarbamoyl)-thiophen-2-yl]-benzoic acid ethyl ester;

4-Methyl-3-[5-(3-methyl-pyridin-4-ylcarbamoyl)-thiophen-2-yl]-benzoic acid propyl ester;

4-Methyl-3-[5-(3-methyl-pyridin-4-ylcarbamoyl)-thiophen-2-yl]-benzoic acid 2-methoxy-ethyl ester;

4-Chloro-3-[5-(3-methyl-pyridin-4-ylcarbamoyl)-thiophen-2-yl]-benzoic acid methyl ester;

4-Chloro-3-[5-(3-methyl-pyridin-4-ylcarbamoyl)-thiophen-2-yl]-benzoic acid ethyl ester;

4-Chloro-3-[5-(3-methyl-pyridin-4-ylcarbamoyl)-thiophen-2-yl]-benzoic acid propyl ester;

4-Chloro-3-[5-(3-methyl-pyridin-4-ylcarbamoyl)-thiophen-2-yl]-benzoic acid 2-methoxy-ethyl ester;

5-(5-Furan-2-yl-2-methoxy-pyridin-3-yl)-thiophene-2-carboxylic acid (3-methyl-pyridin-4-yl)-amide;

5-(5-Furan-3-yl-2-methoxy-pyridin-3-yl)-thiophene-2-carboxylic acid (3-methyl-pyridin-4-yl)-amide;

5-(5-Chloro-2-methoxy-pyridin-3-yl)-thiophene-2-carboxylic acid (3-methyl-pyridin-4-yl)-amide;

5-(5-Bromo-2-methoxy-pyridin-3-yl)-thiophene-2-carboxylic acid (3-methyl-pyridin-4-yl)-amide;

5-(2-Ethyl-5-trifluoromethyl-phenyl)-thiophene-2-carboxylic acid (3-methyl-pyridin-4-yl)-amide;

5-(2-Methyl-5-trifluoromethyl-phenyl)-thiophene-2-carboxylic acid (3-methyl-pyridin-4-yl)-amide;

5-(5-Carbamoyl-2-methyl-phenyl)-thiophene-2-carboxylic acid (3-methyl-pyridin-4-yl)-amide;

5-(5-Cyano-2-methyl-phenyl)-thiophene-2-carboxylic acid (3-methyl-pyridin-4-yl)-amide;

3-[5-(2,6-Difluoro-phenylcarbamoyl)-thiophen-2-yl]-4-methyl-benzoic acid ethyl ester;

[5-(2-Chloro-5-trifluoromethyl-phenyl)-thiophen-2-ylmethyl]-(2,6-difluoro-phenyl)-amine;

3-Fluoro-N-[5-(5-isoxazol-5-yl-2-methyl-phenyl)-thiophen-2-yl]-isonicotinamide;

N-[5-(5-Isioxazol-5-yl-2-methyl-phenyl)-thiophen-2-yl]-3-methyl-isonicotinamide;

3,5-Difluoro-N-[5-(5-isoxazol-5-yl-2-methyl-phenyl)-thiophen-2-yl]-isonicotinamide;

3-Fluoro-N-[5-(5-isothiazol-5-yl-2-methyl-phenyl)-thiophen-2-yl]-isonicotinamide;

N-[5-(5-Isythiazol-5-yl-2-methyl-phenyl)-thiophen-2-yl]-3-methyl-isonicotinamide;

3,5-Difluoro-N-[5-(5- isothiazol-5-yl-2-methyl-phenyl)-thiophen-2-yl]-isonicotinamide;

N-[5-(2-Chloro-5-isoxazol-5-yl-phenyl)-thiophen-2-yl]-3-fluoro-isonicotinamide;

N-[5-(2-Chloro-5-isoxazol-5-yl-phenyl)-thiophen-2-yl]-3-methyl-isonicotinamide;

N-[5-(2-Chloro-5-isoxazol-5-yl-phenyl)-thiophen-2-yl]-3,5-difluoro-isonicotinamide;

3-Fluoro-N-[5-(2-methyl-5-oxazol-5-yl-phenyl)-thiophen-2-yl]-isonicotinamide;

3-Methyl-N-[5-(2-methyl-5-oxazol-5-yl-phenyl)-thiophen-2-yl]-isonicotinamide;

3,5-Difluoro-N-[5-(2-methyl-5-oxazol-5-yl-phenyl)-thiophen-2-yl]-isonicotinamide;

3-Fluoro-N-[5-(2-methyl-5-thiazol-5-yl-phenyl)-thiophen-2-yl]-isonicotinamide;

3-Methyl-N-[5-(2-methyl-5-thiazol-5-yl-phenyl)-thiophen-2-yl]-isonicotinamide;

3,5-Difluoro-N-[5-(2-methyl-5-thiazol-5-yl-phenyl)-thiophen-2-yl]-isonicotinamide;

N-[5-(2-Chloro-5-oxazol-5-yl-phenyl)-thiophen-2-yl]-3-fluoro-isonicotinamide;

N-[5-(2-Chloro-5-oxazol-5-yl-phenyl)-thiophen-2-yl]-3-methyl-isonicotinamide;

N-[5-(2-Chloro-5-oxazol-5-yl-phenyl)-thiophen-2-yl]-3,5-difluoro-isonicotinamide;

3-Fluoro-N-[5-(2-methyl-5-oxazol-2-yl-phenyl)-thiophen-2-yl]-isonicotinamide;

3-Methyl-N-[5-(2-methyl-5-oxazol-2-yl-phenyl)-thiophen-2-yl]-isonicotinamide;

3,5-Difluoro-N-[5-(2-methyl-5-oxazol-2-yl-phenyl)-thiophen-2-yl]-isonicotinamide;

3-Fluoro-N-[5-(2-methyl-5-thiazol-2-yl-phenyl)-thiophen-2-yl]-isonicotinamide;

3-Methyl-N-[5-(2-methyl-5-thiazol-2-yl-phenyl)-thiophen-2-yl]-isonicotinamide;

3,5-Difluoro-N-[5-(2-methyl-5-thiazol-2-yl-phenyl)-thiophen-2-yl]-isonicotinamide;

N-[5-(2-Chloro-5-oxazol-2-yl-phenyl)-thiophen-2-yl]-3-fluoro-isonicotinamide;

N-[5-(2-Chloro-5-oxazol-2-yl-phenyl)-thiophen-2-yl]-3-methyl-isonicotinamide;

N-[5-(2-Chloro-5-oxazol-2-yl-phenyl)-thiophen-2-yl]-3,5-difluoro-isonicotinamide;

3-Fluoro-N-[5-(2-methyl-5-[1,3,4]oxadiazol-2-yl-phenyl)-thiophen-2-yl]-isonicotinamide;

3-Methyl-N-[5-(2-methyl-5-[1,3,4]oxadiazol-2-yl-phenyl)-thiophen-2-yl]-isonicotinamide;

3,5-Difluoro-N-[5-(2-methyl-5-[1,3,4]oxadiazol-2-yl-phenyl)-thiophen-2-yl]-isonicotinamide;

3-Fluoro-N-[5-(2-methyl-5-[1,3,4]thiadiazol-2-yl-phenyl)-thiophen-2-yl]-isonicotinamide;

3-Methyl-N-[5-(2-methyl-5-[1,3,4]oxadiazol-2-yl-phenyl)-thiophen-2-yl]-isonicotinamide;

3,5-Difluoro-N-[5-(2-methyl-5-[1,3,4]thiadiazol-2-yl-phenyl)-thiophen-2-yl]-isonicotinamide;

N-[5-(2-Chloro-5-[1,3,4]oxadiazol-2-yl-phenyl)-thiophen-2-yl]-3-fluoro-isonicotinamide;

N-[5-(2-Chloro-5-[1,3,4]oxadiazol-2-yl-phenyl)-thiophen-2-yl]-3-methyl-isonicotinamide;

N-[5-(2-Chloro-5-[1,3,4]oxadiazol-2-yl-phenyl)-thiophen-2-yl]-3,5-difluoro-isonicotinamide

2,6-Difluoro-N-[5-(3-trifluoromethyl-phenyl)-thiophen-2-yl]-benzamide;

3-[5-(2,6-Difluoro-benzoylamino)-thiophen-2-yl]-4-methyl-benzoic acid methyl ester;

2,6-Difluoro-N-[5-(2-methyl-5-oxazol-2-yl-phenyl)-thiophen-2-yl]-benzamide;

or a pharmaceutically acceptable salt, solvate, clathrate, or prodrug

thereof.

In another embodiment, the invention relates to compounds selected from the group consisting of:

5

4-Methyl-[1,2,3]thiadiazole-5-carboxylic acid [5-(2-chloro-5-[1,3,4]oxadiazol-2-yl-phenyl)-thiophen-2-yl]-amide;

4-Methyl-[1,2,3]thiadiazole-5-carboxylic acid [5-(5-isoxazol-5-yl-2-methyl-phenyl)-thiophen-2-yl]-amide;

10

4-Methyl-[1,2,3]thiadiazole-5-carboxylic acid [5-(5-isothiazol-5-yl-2-methyl-phenyl)-thiophen-2-yl]-amide;

4-Methyl-[1,2,3]thiadiazole-5-carboxylic acid [5-(2-chloro-5-isoxazol-5-yl-phenyl)-thiophen-2-yl]-amide;

15

4-Methyl-[1,2,3]thiadiazole-5-carboxylic acid [5-(2-methyl-5-oxazol-5-yl-phenyl)-thiophen-2-yl]-amide;

4-Methyl-[1,2,3]thiadiazole-5-carboxylic acid [5-(2-methyl-5-thiazol-5-yl-phenyl)-thiophen-2-yl]-amide;

4-Methyl-[1,2,3]thiadiazole-5-carboxylic acid [5-(2-chloro-5-oxazol-5-

yl-phenyl)-thiophen-2-yl]-amide;

4-Methyl-[1,2,3]thiadiazole-5-carboxylic acid [5-(2-methyl-5-oxazol-2-yl-phenyl)-thiophen-2-yl]-amide;

4-Methyl-[1,2,3]thiadiazole-5-carboxylic acid [5-(2-methyl-5-thiazol-2-yl-phenyl)-thiophen-2-yl]-amide;

4-Methyl-[1,2,3]thiadiazole-5-carboxylic acid [5-(2-chloro-5-oxazol-2-yl-phenyl)-thiophen-2-yl]-amide;

4-Methyl-[1,2,3]thiadiazole-5-carboxylic acid [5-(2-methyl-5-[1,3,4]oxadiazol-2-yl-phenyl)-thiophen-2-yl]-amide;

4-Methyl-[1,2,3]thiadiazole-5-carboxylic acid [5-(2-methyl-5-[1,3,4]thiadiazol-2-yl-phenyl)-thiophen-2-yl]-amide;

or a pharmaceutically acceptable salt, solvate, clathrate, or prodrug thereof.

All of the features, specific embodiments and particular substituents disclosed herein may be combined in any combination. Each feature, embodiment or substituent disclosed in this specification may be replaced by an alternative feature, embodiment or substituent serving the same, equivalent, or similar purpose. In the case of chemical compounds, specific values for variables (e.g., values shown in the exemplary compounds disclosed herein) in any chemical formula disclosed herein can be combined in any combination resulting in a stable structure. Furthermore, specific values (whether preferred or not) for substituents in one type of chemical structure may be combined with values for other substituents (whether preferred or not) in the same or different type of chemical structure. Thus, unless expressly stated otherwise, each feature, embodiment or substituent disclosed is only an example of a generic series of equivalent or similar features, embodiments or substituents.

In another embodiment, the invention relates to pharmaceutical compositions that comprise a compound of any one of formulas (I) through (XX), or Table 1, or a pharmaceutically acceptable salt, solvate, clathrate, or prodrug thereof, as an active ingredient, and a pharmaceutically acceptable carrier or vehicle. The compositions

are useful for immunosuppression or to treat or prevent inflammatory conditions, allergic conditions and immune disorders.

5 In another embodiment, the invention relates to methods for immunosuppression or for treating or preventing inflammatory conditions, immune disorders, or allergic disorders in a patient in need thereof comprising administering an effective amount of a compound represented by any one of formulas (I) through (XX), or Table 1, or a pharmaceutically acceptable salt, solvate, clathrate, or prodrug thereof.

10 In another embodiment, the invention relates to methods for immunosuppression or for treating or preventing inflammatory conditions, immune disorders, or allergic disorders in a patient in need thereof comprising administering an effective amount of a pharmaceutical composition that comprises a compound represented by any one of formulas (I) through (XX), or Table 1, or a pharmaceutically acceptable salt,
15 solvate, clathrate, or prodrug thereof.

In another embodiment, compounds of any one of formulas (I) through (XX), or Table 1, or a pharmaceutically acceptable salt, solvate, clathrate, or prodrug thereof, are particularly useful inhibiting immune cell (e.g., T-cells and/or B-cells) activation (e.g.,
20 activation in response to an antigen) and/or T cell and/or B cell proliferation. Indicators of immune cell activation include secretion of IL-2 by T cells, proliferation of T cells and/or B cells, and the like. In one embodiment, immune cell activation and/or T cell and/or B cell proliferation is inhibited in a mammal (e.g., a human), by administering to the mammal (e.g., human) a compound of any one of formulas (I)
25 through (XX) or Table 1, or a pharmaceutically acceptable salt, solvate, clathrate, or prodrug thereof.

In another embodiment, compounds of of any one of formula (I) through (XX), or Table 1, or a pharmaceutically acceptable salt, solvate, clathrate, or prodrug thereof,
30 can inhibit the production of certain cytokines that regulate immune cell activation. For example, compounds of any one of formulas (I) through (XX), or Table 1, or a pharmaceutically acceptable salt, solvate, clathrate, or prodrug thereof, can inhibit the production of IL-2, IL-4, IL-5, IL-13, GM-CSF, IFN- γ , TNF- α and combinations

thereof. In one embodiment, cytokine production is inhibited in a mammal (e.g., a human), by administering to the mammal (e.g., human) a compound of any one of formulas (I) through (XX) or Table 1, or a pharmaceutically acceptable salt, solvate, clathrate, or prodrug thereof.

5

In another embodiment, compounds of any one of formulas (I) through (XX), or Table 1, or a pharmaceutically acceptable salt, solvate, clathrate, or prodrug thereof, can modulate the activity of one or more ion channel, such as CRAC ion channels, involved in activation of immune cells. In one embodiment, a compound of any one of formulas (I) through (XX) or Table 1 can inhibit the influx of calcium ions into an immune-cell (e.g., T cells, B cells, and/or mast cells) by inhibiting the action of CRAC ion channels. In general, a decrease in I_{CRAC} current upon contacting a cell with a compound is one indicator that the compound inhibitions CRAC ion channels. I_{CRAC} current can be measured, for example, using a patch clamp technique, which is described in more detail in the examples below. In one embodiment, a compound of any one of formulas (I) through (XX) or Table 1 modulates an ion channel in a mammal (e.g., a human). In one embodiment, the activity of one or more ion channels is inhibited in a mammal (e.g., a human), by administering to the mammal (e.g., human) a compound of any one of formulas (I) through (XX) or Table 1, or a pharmaceutically acceptable salt, solvate, clathrate, or prodrug thereof.

20

In another embodiment, compounds of of any one of formula (I) through (XX), or Table 1, or a pharmaceutically acceptable salt, solvate, clathrate, or prodrug thereof, can inhibit degranulation of mast cell. Inhibition of mast cell degranulation can determined as described in the experimental section herein or by any method known to those skilled in the art. In one embodiment, mast cell degranulation is inhibited in a mammal (e.g., a human), by administering to the mammal (e.g., human) a compound of any one of formulas (I) through (XX) or Table 1, or a pharmaceutically acceptable salt, solvate, clathrate, or prodrug thereof.

25

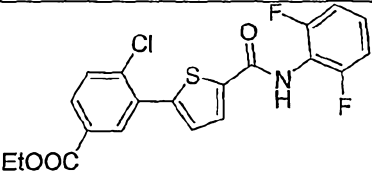
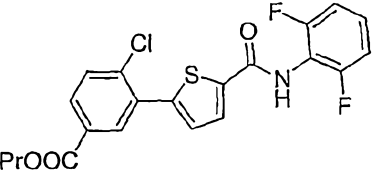
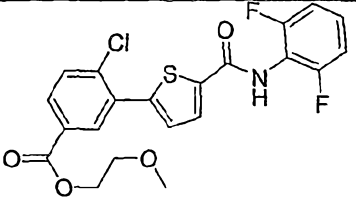
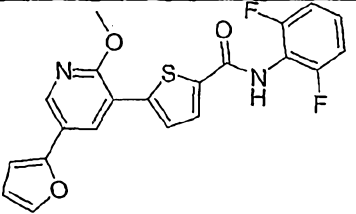
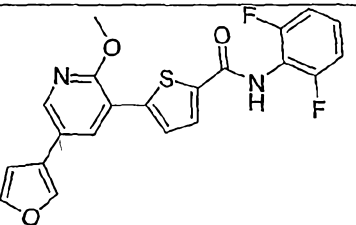
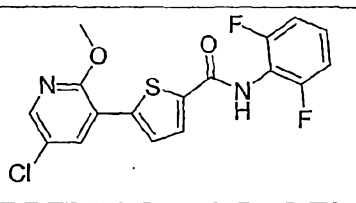
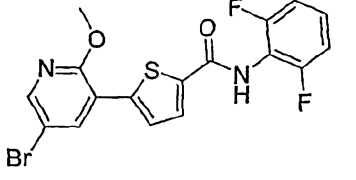
30

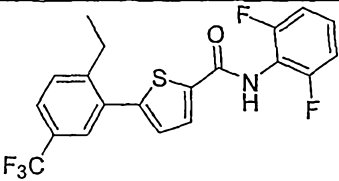
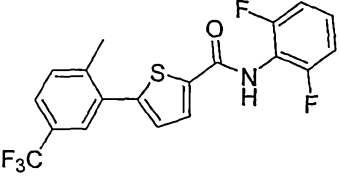
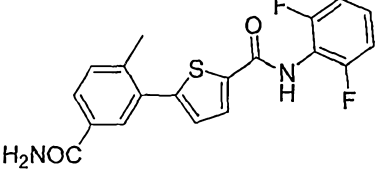
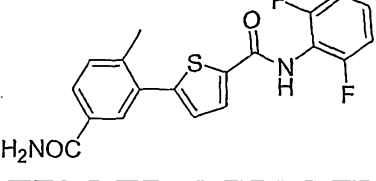
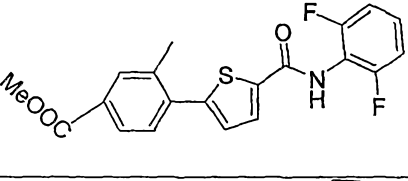
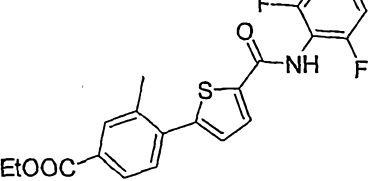
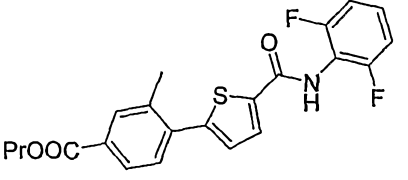
EXEMPLARY COMPOUNDS OF THE INVENTION

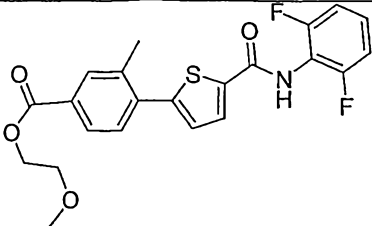
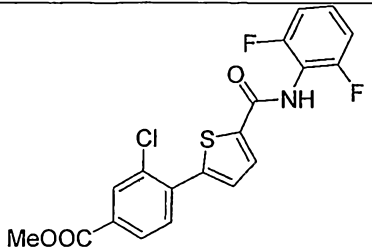
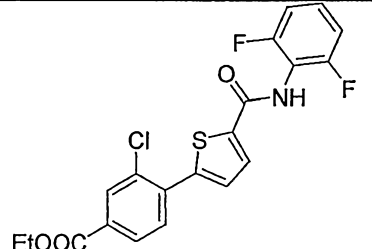
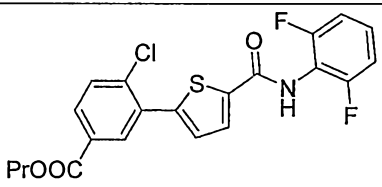
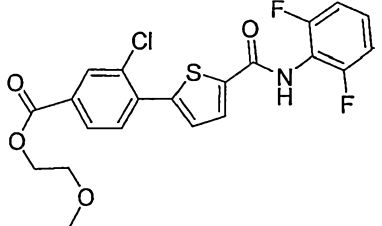
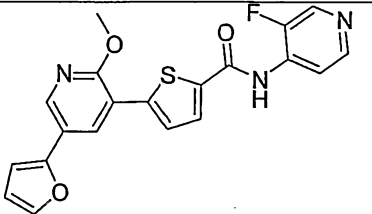
Exemplary compounds of the invention are depicted in Table 1 below.

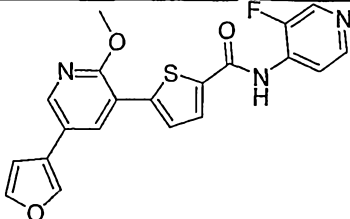
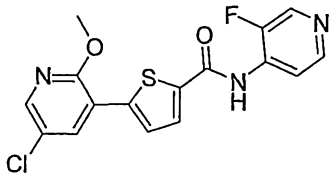
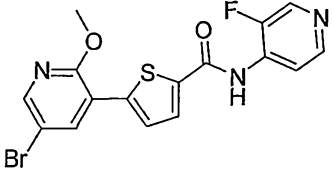
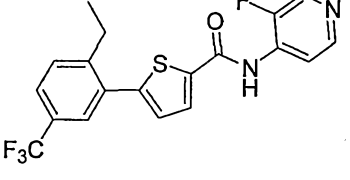
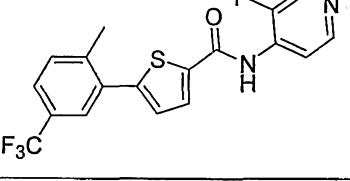
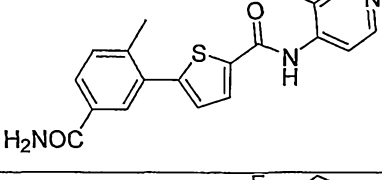
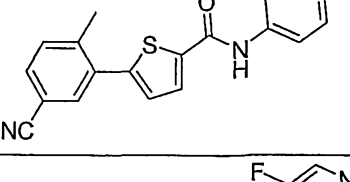
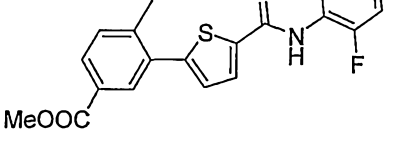
Table 1

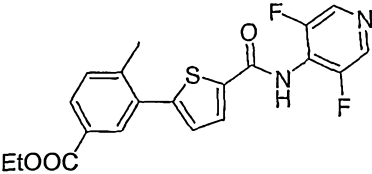
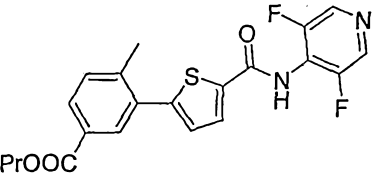
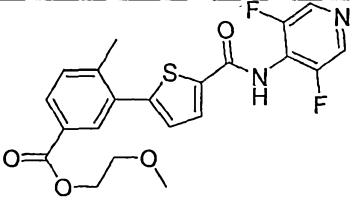
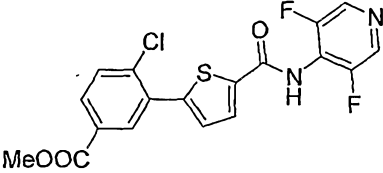
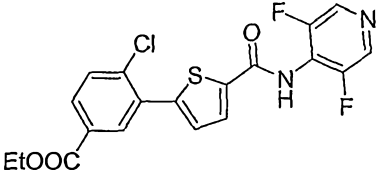
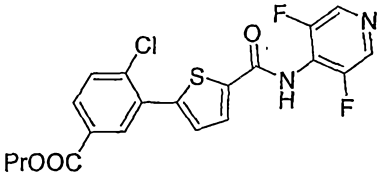
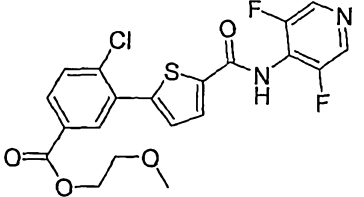
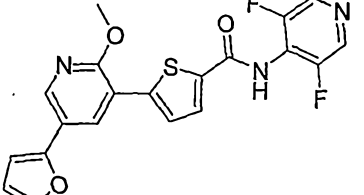
Compound No.	Structure	Chemical Name
1		5-(2-Chloro-5-trifluoromethyl-phenyl)-thiophene-2-carboxylic acid (2,6-difluoro-phenyl)-amide
2		5-(2-Chloro-5-trifluoromethyl-phenyl)-thiophene-2-carboxylic acid (3-methyl-pyridin-4-yl)-amide
3		3-[5-(2,6-Difluoro-phenyl-carbamoyl)-thiophen-2-yl]-4-methyl-benzoic acid methyl ester
4		4-Methyl-3-[5-(3-methyl-pyridin-4-ylcarbamoyl)-thiophen-2-yl]-benzoic acid methyl ester
5		3-[5-(2,6-Difluoro-phenyl-carbamoyl)-thiophen-2-yl]-4-methyl-benzoic acid propyl ester
6		3-[5-(2,6-Difluoro-phenyl-carbamoyl)-thiophen-2-yl]-4-methyl-benzoic acid 2-methoxy-ethyl ester
7		4-Chloro-3-[5-(2,6-difluoro-phenyl-carbamoyl)-thiophen-2-yl]-benzoic acid methyl ester

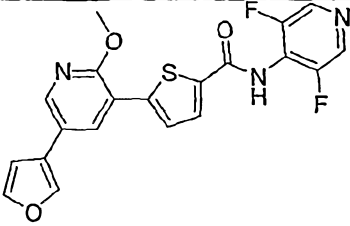
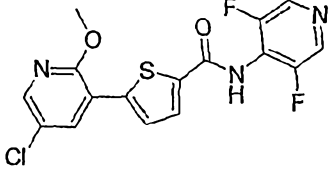
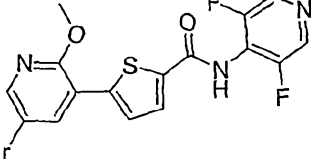
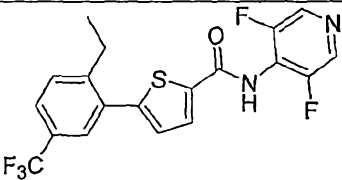
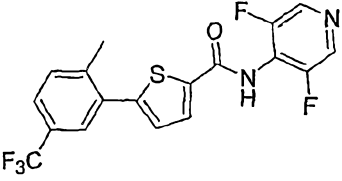
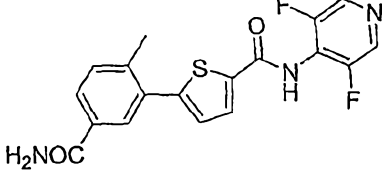
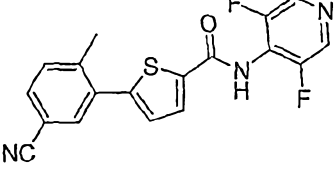
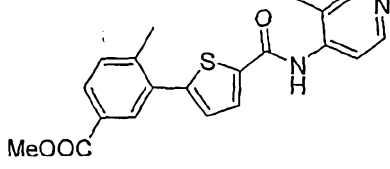
8		4-Chloro-3-[5-(2,6-difluorophenylcarbamoyl)-thiophen-2-yl]-benzoic acid ethyl ester
9		4-Chloro-3-[5-(2,6-difluorophenylcarbamoyl)-thiophen-2-yl]-benzoic acid propyl ester
10		4-Chloro-3-[5-(2,6-difluorophenylcarbamoyl)-thiophen-2-yl]-benzoic acid 2-methoxy-ethyl ester
11		5-(5-Furan-2-yl-2-methoxy-pyridin-3-yl)-thiophene-2-carboxylic acid (2,6-difluorophenyl)-amide
12		5-(5-Furan-3-yl-2-methoxy-pyridin-3-yl)-thiophene-2-carboxylic acid (2,6-difluorophenyl)-amide
13		5-(5-Chloro-2-methoxy-pyridin-3-yl)-thiophene-2-carboxylic acid (2,6-difluorophenyl)-amide
14		5-(5-Bromo-2-methoxy-pyridin-3-yl)-thiophene-2-carboxylic acid (2,6-difluorophenyl)-amide

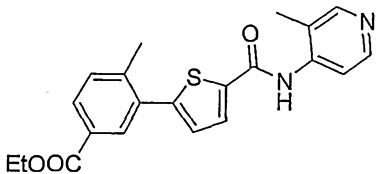
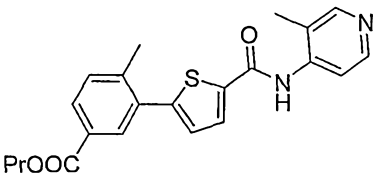
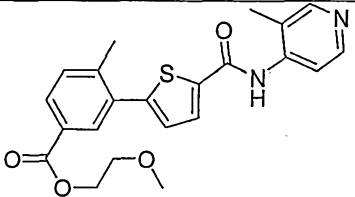
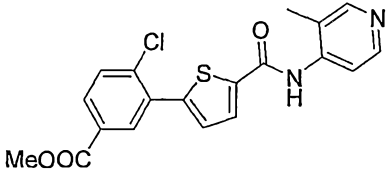
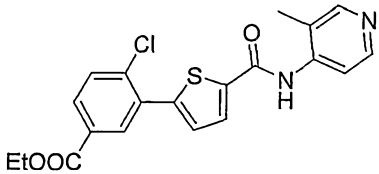
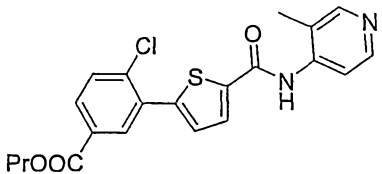
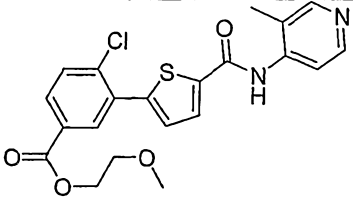
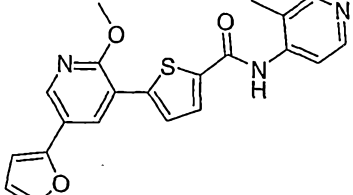
15		5-(2-Ethyl-5-trifluoromethyl-phenyl)-thiophene-2-carboxylic acid (2,6-difluoro-phenyl)-amide
16		5-(2-Methyl-5-trifluoromethyl-phenyl)-thiophene-2-carboxylic acid (2,6-difluoro-phenyl)-amide
17		5-(5-Carbamoyl-2-methyl-phenyl)-thiophene-2-carboxylic acid (2,6-difluoro-phenyl)-amide
18		5-(5-Carbamoyl-2-methyl-phenyl)-thiophene-2-carboxylic acid (2,6-difluoro-phenyl)-amide
19		4-[5-(2,6-Difluoro-phenyl-carbamoyl)-thiophen-2-yl]-3-methyl-benzoic acid methyl ester
20		4-[5-(2,6-Difluoro-phenyl-carbamoyl)-thiophen-2-yl]-3-methyl-benzoic acid ethyl ester
21		4-[5-(2,6-Difluoro-phenyl-carbamoyl)-thiophen-2-yl]-3-methyl-benzoic acid propyl ester

22		4-[5-(2,6-Difluoro-phenyl-carbamoyl)-thiophen-2-yl]-3-methyl-benzoic acid 2-methoxy-ethyl ester
23		3-Chloro-4-[5-(2,6-difluoro-phenylcarbamoyl)-thiophen-2-yl]-benzoic acid methyl ester
24		3-Chloro-4-[5-(2,6-difluoro-phenylcarbamoyl)-thiophen-2-yl]-benzoic acid ethyl ester
25		4-Chloro-3-[5-(2,6-difluoro-phenylcarbamoyl)-thiophen-2-yl]-benzoic acid propyl ester
26		3-Chloro-4-[5-(2,6-difluoro-phenylcarbamoyl)-thiophen-2-yl]-benzoic acid 2-methoxy-ethyl ester
26		5-(5-Furan-2-yl-2-methoxy-pyridin-3-yl)-thiophene-2-carboxylic acid (3-fluoro-pyridin-4-yl)-amide

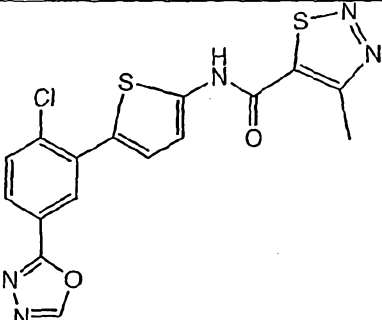
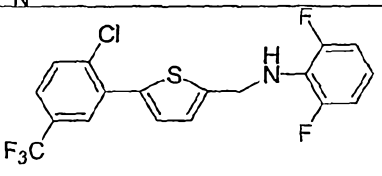
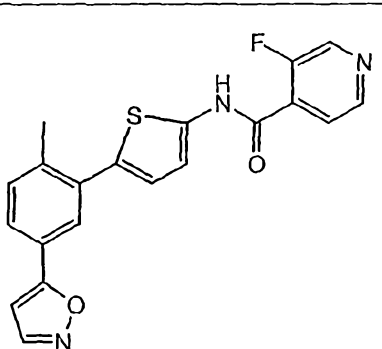
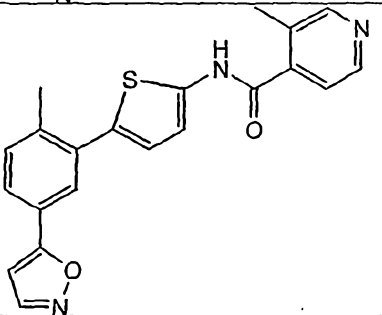
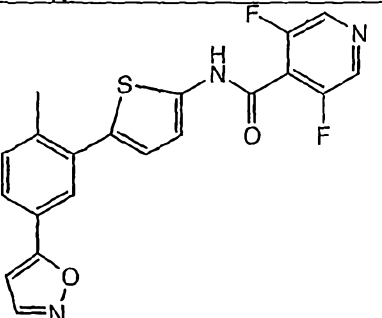
28		5-(5-Furan-3-yl-2-methoxy-pyridin-3-yl)-thiophene-2-carboxylic acid (3-fluoro-pyridin-4-yl)-amide
29		5-(5-Chloro-2-methoxy-pyridin-3-yl)-thiophene-2-carboxylic acid (3-fluoro-pyridin-4-yl)-amide
30		5-(5-Bromo-2-methoxy-pyridin-3-yl)-thiophene-2-carboxylic acid (3-fluoro-pyridin-4-yl)-amide
31		5-(2-Ethyl-5-trifluoromethyl-phenyl)-thiophene-2-carboxylic acid (3-fluoro-pyridin-4-yl)-amide
32		5-(2-Methyl-5-trifluoromethyl-phenyl)-thiophene-2-carboxylic acid (3-fluoro-pyridin-4-yl)-amide
33		5-(5-Carbamoyl-2-methyl-phenyl)-thiophene-2-carboxylic acid (3-fluoro-pyridin-4-yl)-amide
34		5-(5-Cyano-2-methyl-phenyl)-thiophene-2-carboxylic acid (3-fluoro-pyridin-4-yl)-amide
35		3-[5-(3,5-Difluoro-pyridin-4-yl carbamoyl)-thiophen-2-yl]-4-methyl-benzoic acid methyl ester

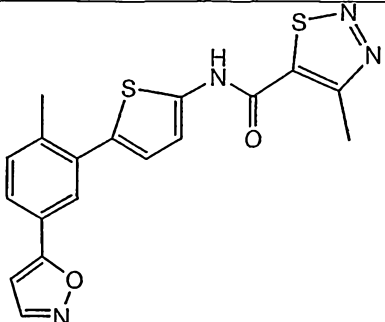
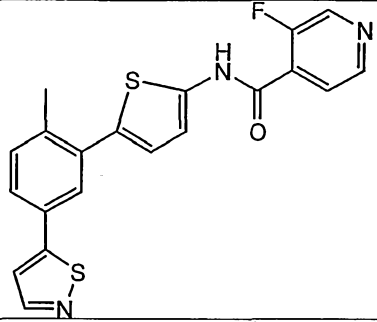
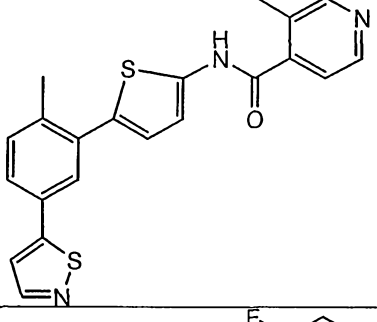
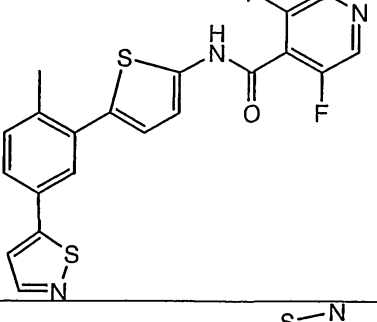
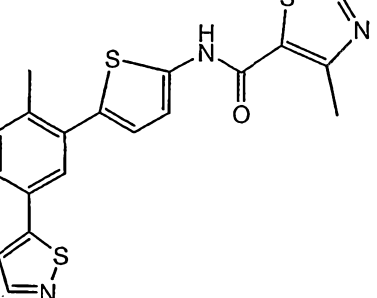
36		3-[5-(3,5-Difluoro-pyridin-4-yl carbamoyl)-thiophen-2-yl]-4-methyl-benzoic acid ethyl ester
37		3-[5-(3,5-Difluoro-pyridin-4-yl carbamoyl)-thiophen-2-yl]-4-methyl-benzoic acid propyl ester
38		3-[5-(3,5-Difluoro-pyridin-4-yl carbamoyl)-thiophen-2-yl]-4-methyl-benzoic acid 2-methoxy-ethyl ester
39		4-Chloro-3-[5-(3,5-difluoro-pyridin-4-yl carbamoyl)-thiophen-2-yl]-benzoic acid methyl ester
40		4-Chloro-3-[5-(3,5-difluoro-pyridin-4-yl carbamoyl)-thiophen-2-yl]-benzoic acid ethyl ester
41		4-Chloro-3-[5-(3,5-difluoro-pyridin-4-yl carbamoyl)-thiophen-2-yl]-benzoic acid propyl ester
42		4-Chloro-3-[5-(3,5-difluoro-pyridin-4-yl carbamoyl)-thiophen-2-yl]-benzoic acid 2-methoxy-ethyl ester
43		5-(5-Furan-2-yl-2-methoxy-pyridin-3-yl)-thiophene-2-carboxylic acid (3,5-difluoro-pyridin-4-yl)-amide

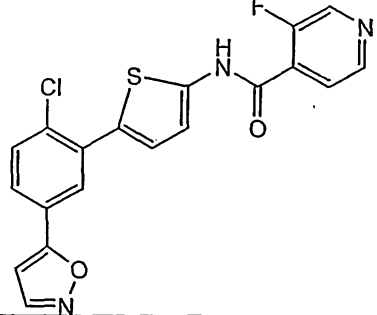
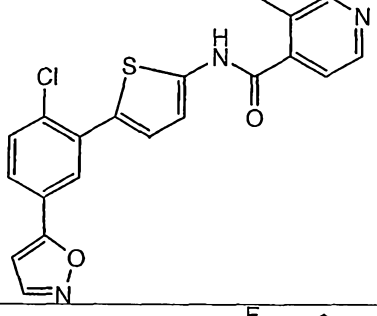
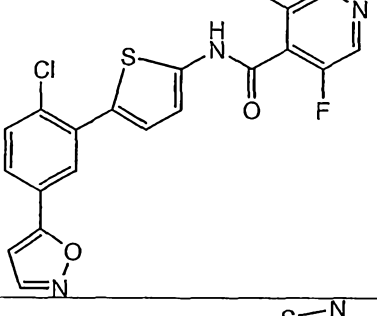
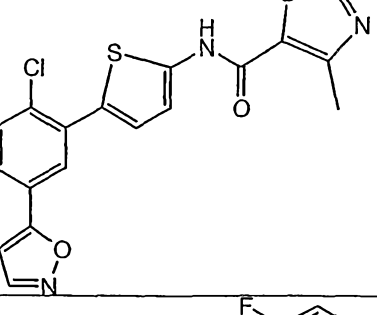
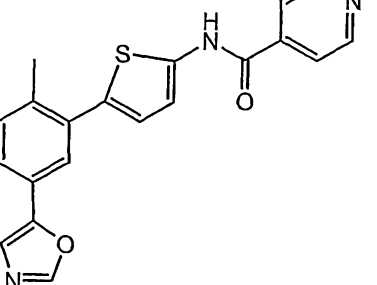
44		5-(5-Furan-3-yl-2-methoxy-pyridin-3-yl)-thiophene-2-carboxylic acid (3,5-difluoropyridin-4-yl)-amide
45		5-(5-Chloro-2-methoxy-pyridin-3-yl)-thiophene-2-carboxylic acid (3,5-difluoropyridin-4-yl)-amide
46		5-(5-Bromo-2-methoxy-pyridin-3-yl)-thiophene-2-carboxylic acid (3,5-difluoropyridin-4-yl)-amide
47		5-(2-Ethyl-5-trifluoromethyl-phenyl)-thiophene-2-carboxylic acid (3,5-difluoropyridin-4-yl)-amide
48		5-(2-Methyl-5-trifluoromethyl-phenyl)-thiophene-2-carboxylic acid (3,5-difluoropyridin-4-yl)-amide
49		5-(5-Carbamoyl-2-methyl-phenyl)-thiophene-2-carboxylic acid (3,5-difluoropyridin-4-yl)-amide
50		5-(5-Cyano-2-methyl-phenyl)-thiophene-2-carboxylic acid (3,5-difluoropyridin-4-yl)-amide
51		4-Methyl-3-[5-(3-methyl-pyridin-4-ylcarbamoyl)-thiophen-2-yl]-benzoic acid methyl ester

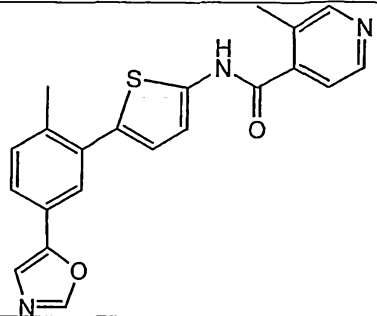
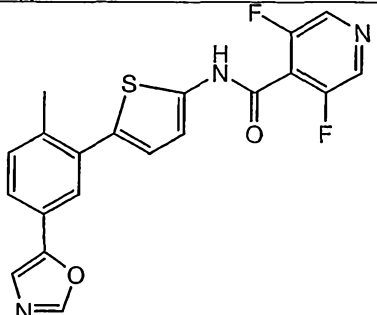
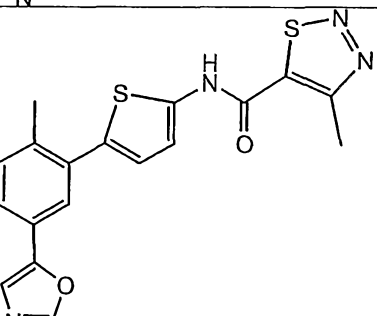
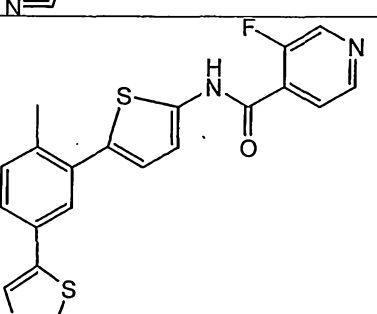
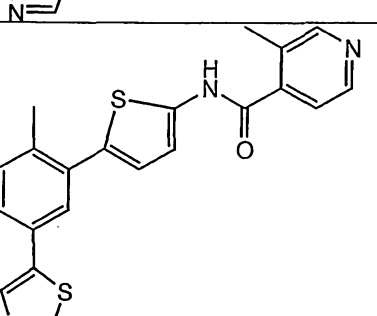
52		4-Methyl-3-[5-(3-methylpyridin-4-ylcarbamoyl)-thiophen-2-yl]-benzoic acid ethyl ester
53		4-Methyl-3-[5-(3-methylpyridin-4-ylcarbamoyl)-thiophen-2-yl]-benzoic acid propyl ester
54		4-Methyl-3-[5-(3-methylpyridin-4-ylcarbamoyl)-thiophen-2-yl]-benzoic acid 2-methoxy-ethyl ester
55		4-Chloro-3-[5-(3-methylpyridin-4-ylcarbamoyl)-thiophen-2-yl]-benzoic acid methyl ester
56		4-Chloro-3-[5-(3-methylpyridin-4-ylcarbamoyl)-thiophen-2-yl]-benzoic acid ethyl ester
57		4-Chloro-3-[5-(3-methylpyridin-4-ylcarbamoyl)-thiophen-2-yl]-benzoic acid propyl ester
58		4-Chloro-3-[5-(3-methylpyridin-4-ylcarbamoyl)-thiophen-2-yl]-benzoic acid 2-methoxy-ethyl ester
59		5-(5-Furan-2-yl-2-methoxypyridin-3-yl)-thiophene-2-carboxylic acid (3-methylpyridin-4-yl)-amide

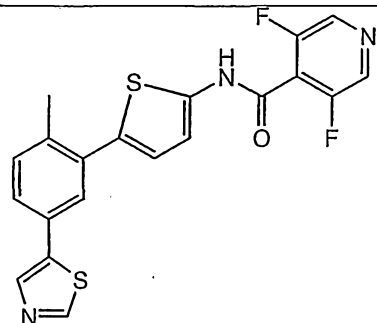
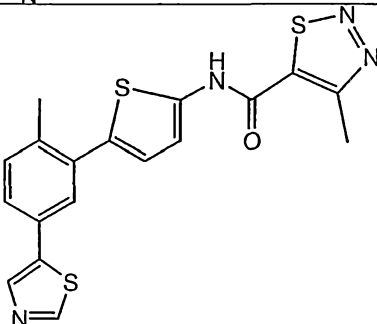
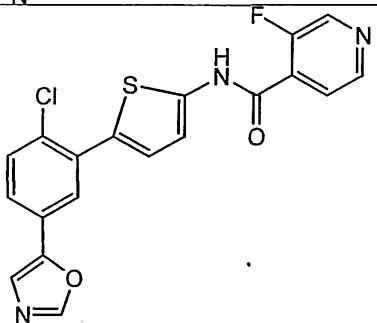
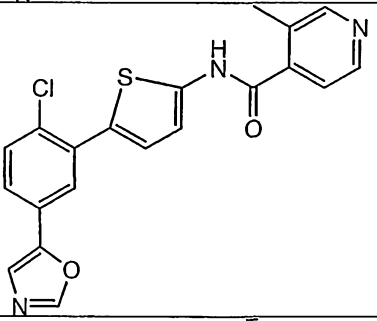
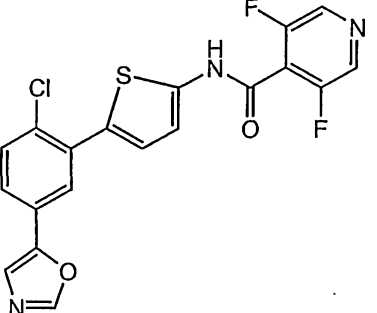
60		5-(5-Furan-3-yl-2-methoxy-pyridin-3-yl)-thiophene-2-carboxylic acid (3-methyl-pyridin-4-yl)-amide
61		5-(5-Chloro-2-methoxy-pyridin-3-yl)-thiophene-2-carboxylic acid (3-methyl-pyridin-4-yl)-amide
62		5-(5-Bromo-2-methoxy-pyridin-3-yl)-thiophene-2-carboxylic acid (3-methyl-pyridin-4-yl)-amide
63		5-(2-Ethyl-5-trifluoromethyl-phenyl)-thiophene-2-carboxylic acid (3-methyl-pyridin-4-yl)-amide
64		5-(2-Methyl-5-trifluoromethyl-phenyl)-thiophene-2-carboxylic acid (3-methyl-pyridin-4-yl)-amide
65		5-(5-Carbamoyl-2-methyl-phenyl)-thiophene-2-carboxylic acid (3-methyl-pyridin-4-yl)-amide
66		5-(5-Cyano-2-methyl-phenyl)-thiophene-2-carboxylic acid (3-methyl-pyridin-4-yl)-amide
67		3-[5-(2,6-Difluoro-phenyl-carbamoyl)-thiophen-2-yl]-4-methyl-benzoic acid ethyl ester

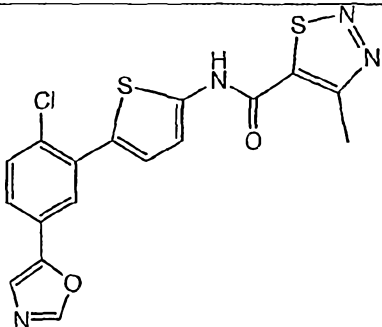
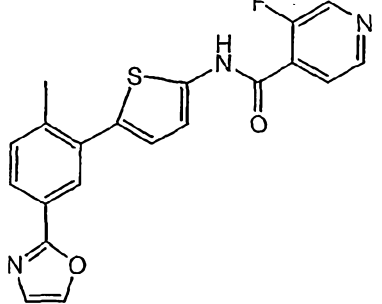
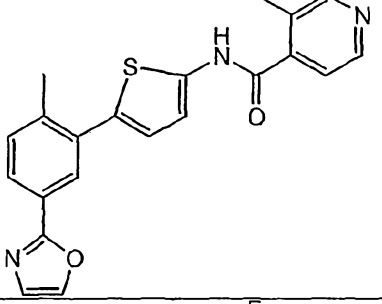
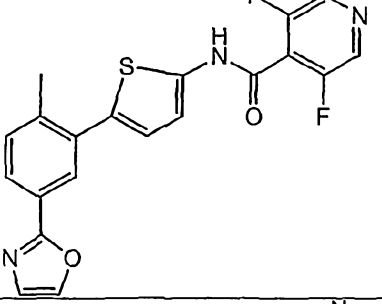
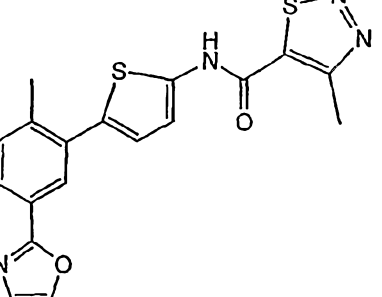
68		4-Methyl-[1,2,3]thiadiazole-5-carboxylic acid [5-(2-chloro-5-[1,3,4]oxadiazol-2-yl-phenyl)-thiophen-2-yl]-amide
69		[5-(2-Chloro-5-trifluoromethyl-phenyl)-thiophen-2-ylmethyl]-(2,6-difluoro-phenyl)-amine
70		3-Fluoro-N-[5-(5-isoxazol-5-yl-2-methyl-phenyl)-thiophen-2-yl]-isonicotinamide
71		N-[5-(5-Isoxazol-5-yl-2-methyl-phenyl)-thiophen-2-yl]-3-methyl-isonicotinamide
72		3,5-Difluoro-N-[5-(5-isoxazol-5-yl-2-methyl-phenyl)-thiophen-2-yl]-isonicotinamide

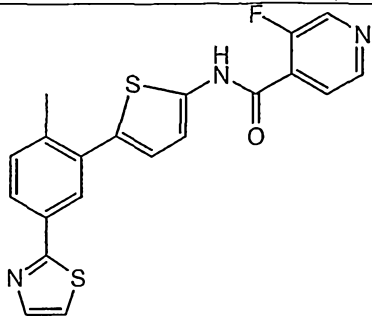
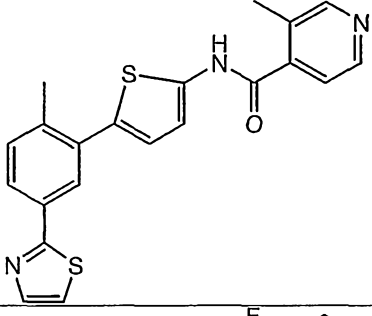
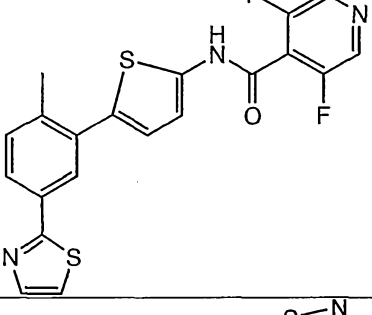
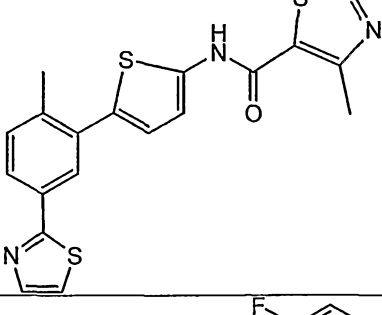
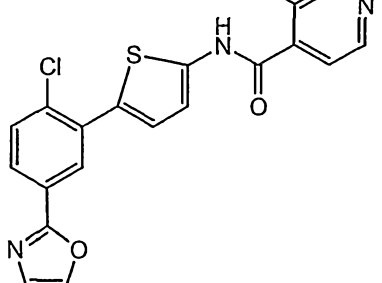
73		4-Methyl-[1,2,3]thiadiazole-5-carboxylic acid [5-(5-isoxazol-5-yl-2-methyl-phenyl)-thiophen-2-yl]-amide
74		3-Fluoro-N-[5-(5-isothiazol-5-yl-2-methyl-phenyl)-thiophen-2-yl]-isonicotinamide
75		N-[5-(5-Isothiazol-5-yl-2-methyl-phenyl)-thiophen-2-yl]-3-methyl-isonicotinamide
76		3,5-Difluoro-N-[5-(5-isothiazol-5-yl-2-methyl-phenyl)-thiophen-2-yl]-isonicotinamide
77		4-Methyl-[1,2,3]thiadiazole-5-carboxylic acid [5-(5-isothiazol-5-yl-2-methyl-phenyl)-thiophen-2-yl]-amide

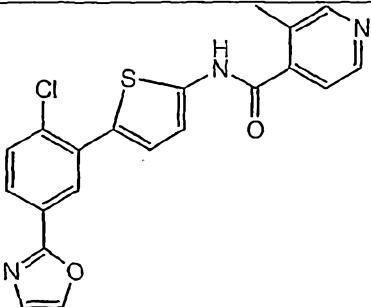
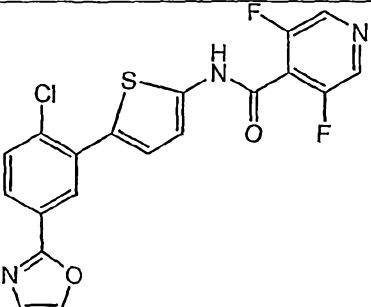
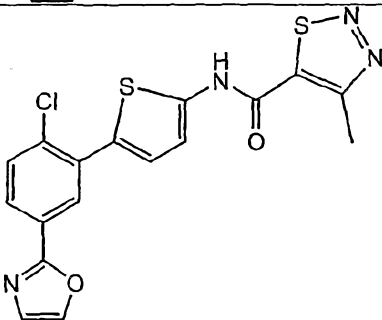
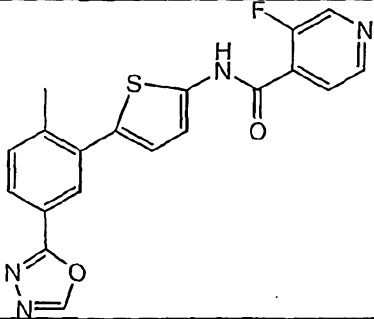
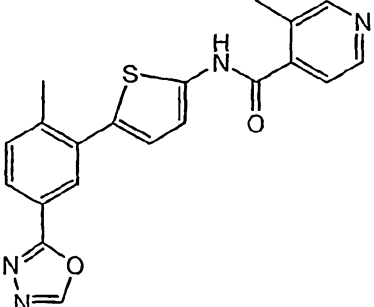
78		N-[5-(2-Chloro-5-isoxazol-5-yl-phenyl)-thiophen-2-yl]-3-fluoro-isonicotinamide
79		N-[5-(2-Chloro-5-isoxazol-5-yl-phenyl)-thiophen-2-yl]-3-methyl-isonicotinamide
80		N-[5-(2-Chloro-5-isoxazol-5-yl-phenyl)-thiophen-2-yl]-3,5-difluoro-isonicotinamide
81		4-Methyl-[1,2,3]thiadiazole-5-carboxylic acid [5-(2-chloro-5-isoxazol-5-yl-phenyl)-thiophen-2-yl]-amide
82		3-Fluoro-N-[5-(2-methyl-5-isoxazol-5-yl-phenyl)-thiophen-2-yl]-isonicotinamide

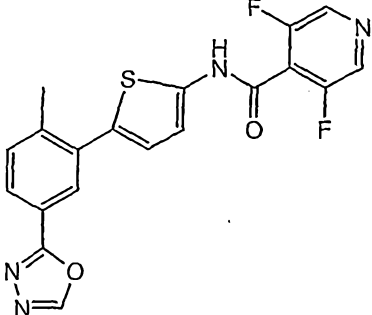
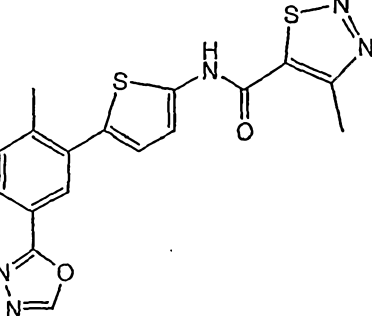
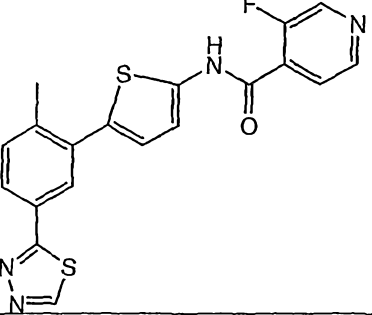
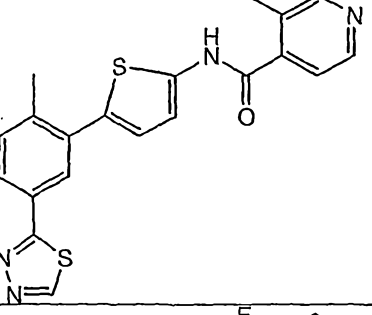
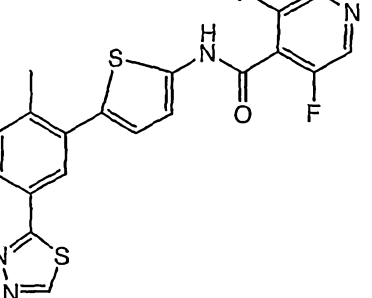
83		3-Methyl-N-[5-(2-methyl-5-oxazol-5-yl-phenyl)-thiophen-2-yl]-isonicotinamide
84		3,5-Difluoro-N-[5-(2-methyl-5-oxazol-5-yl-phenyl)-thiophen-2-yl]-isonicotinamide
85		4-Methyl-[1,2,3]thiadiazole-5-carboxylic acid [5-(2-methyl-5-oxazol-5-yl-phenyl)-thiophen-2-yl]-amide
86		3-Fluoro-N-[5-(2-methyl-5-thiazol-5-yl-phenyl)-thiophen-2-yl]-isonicotinamide
87		3-Methyl-N-[5-(2-methyl-5-thiazol-5-yl-phenyl)-thiophen-2-yl]-isonicotinamide

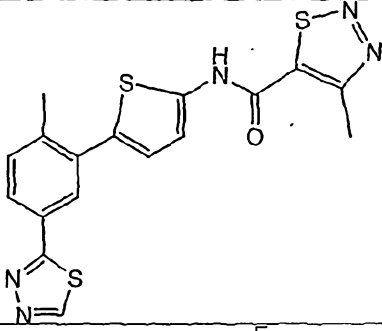
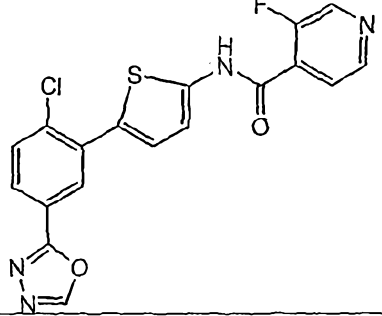
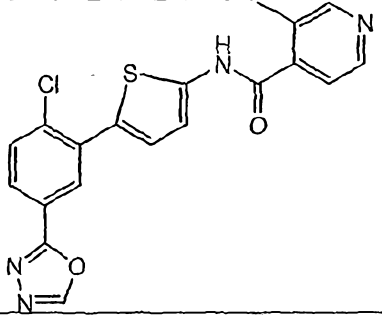
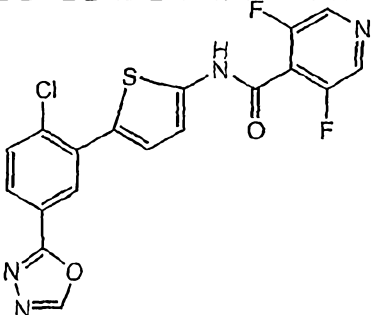
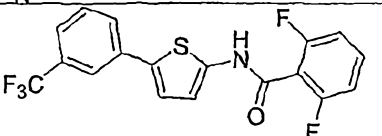
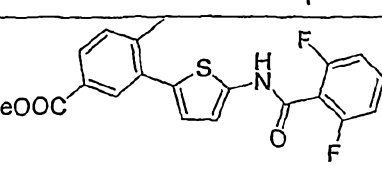
88		3,5-Difluoro-N-[5-(2-methyl-5-thiazol-5-yl-phenyl)-thiophen-2-yl]-isonicotinamide
89		4-Methyl-[1,2,3]thiadiazole-5-carboxylic acid [5-(2-methyl-5-thiazol-5-yl-phenyl)-thiophen-2-yl]-amide
90		N-[5-(2-Chloro-5-oxazol-5-yl-phenyl)-thiophen-2-yl]-3-fluoro-isonicotinamide
91		N-[5-(2-Chloro-5-oxazol-5-yl-phenyl)-thiophen-2-yl]-3-methyl-isonicotinamide
92		N-[5-(2-Chloro-5-oxazol-5-yl-phenyl)-thiophen-2-yl]-3,5-difluoro-isonicotinamide

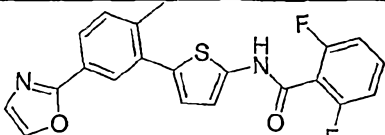
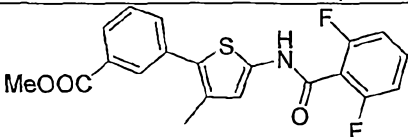
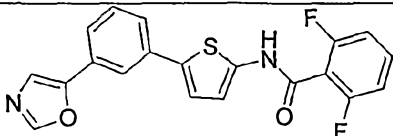
93		4-Methyl-[1,2,3]thiadiazole-5-carboxylic acid [5-(2-chloro-5-oxazol-5-yl-phenyl)-thiophen-2-yl]-amide
94		3-Fluoro-N-[5-(2-methyl-5-oxazol-2-yl-phenyl)-thiophen-2-yl]-isonicotinamide
95		3-Methyl-N-[5-(2-methyl-5-oxazol-2-yl-phenyl)-thiophen-2-yl]-isonicotinamide
96		3,5-Difluoro-N-[5-(2-methyl-5-oxazol-2-yl-phenyl)-thiophen-2-yl]-isonicotinamide
97		4-Methyl-[1,2,3]thiadiazole-5-carboxylic acid [5-(2-methyl-5-oxazol-2-yl-phenyl)-thiophen-2-yl]-amide

98		3-Fluoro-N-[5-(2-methyl-5-thiazol-2-yl-phenyl)-thiophen-2-yl]-isonicotinamide
99		3-Methyl-N-[5-(2-methyl-5-thiazol-2-yl-phenyl)-thiophen-2-yl]-isonicotinamide
100		3,5-Difluoro-N-[5-(2-methyl-5-thiazol-2-yl-phenyl)-thiophen-2-yl]-isonicotinamide
101		4-Methyl-[1,2,3]thiadiazole-5-carboxylic acid [5-(2-methyl-5-thiazol-2-yl-phenyl)-thiophen-2-yl]-amide
102		N-[5-(2-Chloro-5-oxazol-2-yl-phenyl)-thiophen-2-yl]-3-fluoro-isonicotinamide

103		N-[5-(2-Chloro-5-oxazol-2-yl-phenyl)-thiophen-2-yl]-3-methyl-isonicotinamide
104		N-[5-(2-Chloro-5-oxazol-2-yl-phenyl)-thiophen-2-yl]-3,5-difluoro-isonicotinamide
105		4-Methyl-[1,2,3]thiadiazole-5-carboxylic acid [5-(2-chloro-5-oxazol-2-yl-phenyl)-thiophen-2-yl]-amide
106		3-Fluoro-N-[5-(2-methyl-5-[1,3,4]oxadiazol-2-yl-phenyl)-thiophen-2-yl]-isonicotinamide
107		3-Methyl-N-[5-(2-methyl-5-[1,3,4]oxadiazol-2-yl-phenyl)-thiophen-2-yl]-isonicotinamide

108		3,5-Difluoro-N-[5-(2-methyl-5-[1,3,4]oxadiazol-2-yl-phenyl)-thiophen-2-yl]-isonicotinamide
109		4-Methyl-[1,2,3]thiadiazole-5-carboxylic acid [5-(2-methyl-5-[1,3,4]oxadiazol-2-yl-phenyl)-thiophen-2-yl]-amide
110		3-Fluoro-N-[5-(2-methyl-5-[1,3,4]thiadiazol-2-yl-phenyl)-thiophen-2-yl]-isonicotinamide
111		3-Methyl-N-[5-(2-methyl-5-[1,3,4]oxadiazol-2-yl-phenyl)-thiophen-2-yl]-isonicotinamide
112		3,5-Difluoro-N-[5-(2-methyl-5-[1,3,4]thiadiazol-2-yl-phenyl)-thiophen-2-yl]-isonicotinamide

113		4-Methyl-[1,2,3]thiadiazole-5-carboxylic acid [5-(2-methyl-5-[1,3,4]thiadiazol-2-yl-phenyl)-thiophen-2-yl]-amide
114		N-[5-(2-Chloro-5-[1,3,4]oxadiazol-2-yl-phenyl)-thiophen-2-yl]-3-fluoro-isonicotinamide
115		N-[5-(2-Chloro-5-[1,3,4]oxadiazol-2-yl-phenyl)-thiophen-2-yl]-3-methyl-isonicotinamide
116		N-[5-(2-Chloro-5-[1,3,4]oxadiazol-2-yl-phenyl)-thiophen-2-yl]-3,5-difluoro-isonicotinamide
117		2,6-Difluoro-N-[5-(3-trifluoromethyl-phenyl)-thiophen-2-yl]-benzamide
118		3-[5-(2,6-Difluoro-benzoylamino)-thiophen-2-yl]-4-methyl-benzoic acid methyl ester

119		2,6-Difluoro-N-[5-(2-methyl-5-oxazol-2-yl-phenyl)-thiophen-2-yl]-benzamide
120		3-[5-(2,6-Difluoro-benzoylamino)-3-methyl-thiophen-2-yl]-benzoic acid methyl ester
121		2,6-Difluoro-N-[5-(3-oxazol-5-yl-phenyl)-thiophen-2-yl]-benzamide

MECHANISM OF ACTION

Activation of T-lymphocytes in response to an antigen is dependent on calcium ion oscillations. Calcium ion oscillations in T-lymphocytes are triggered through stimulation of the T-cell antigen receptor, and involve calcium ion influx through the stored-operated Ca^{2+} -release-activated Ca^{2+} (CRAC) channel. In addition, antigen induced degranulation of mast cells has also been shown to be initiated by calcium ion in flux. Although the molecular structure of the CRAC ion channel has not been identified, a detailed electrophysiological profile of the channel exist. Thus, inhibition of CRAC ion channels can be measured by measuring inhibition of the I_{CRAC} current. Calcium ion oscillations in T-cells have been implicated in the activation of several transcription factors (e.g., NFAT, Oct/Oap and NFkB) which are critical for T-cell activation (Lewis, *Biochemical Society Transactions* (2003), 31:925-929, the entire teachings of which are incorporated herein by reference). Without wishing to be bound by any theory, it is believed that because the compounds of the invention inhibit the activity of CRAC ion channels, they inhibit immune cell activation.

METHODS OF TREATMENT AND PREVENTION

In accordance with the invention, an effective amount of a compound of any one of formulas (I) through (XX) or Table 1, or a pharmaceutically acceptable salt, solvate, clathrate, and prodrug thereof, or a pharmaceutical composition comprising a compound of any one of formulas (I) through (XX) or Table 1, or a pharmaceutically

acceptable salt, solvate, clathrate, and prodrug thereof, is administered to a patient in need of immunosuppression or in need of treatment or prevention of an inflammatory condition, an immune disorder, or an allergic disorder. Such patients may be treatment naïve or may experience partial or no response to conventional therapies.

5

Responsiveness to immunosuppression, or of a particular inflammatory condition, immune disorder, or allergic disorder in a subject can be measured directly (e.g., measuring blood levels of inflammatory cytokines (such as IL-2, IL-4, IL-5, IL-13, GM-CSF, TNF- α , IFN- γ and the like) after administration of a compound of this invention), or can be inferred based on an understanding of disease etiology and progression. The compounds of any one of formulas (I) through (XX), or Table 1, or pharmaceutically acceptable salts, solvates, clathrates, and prodrugs thereof can be assayed *in vitro* or *in vivo*, for the desired therapeutic or prophylactic activity, prior to use in humans. For example, known animal models of inflammatory conditions, immune disorders, or allergic disorders can be used to demonstrate the safety and efficacy of compounds of this invention.

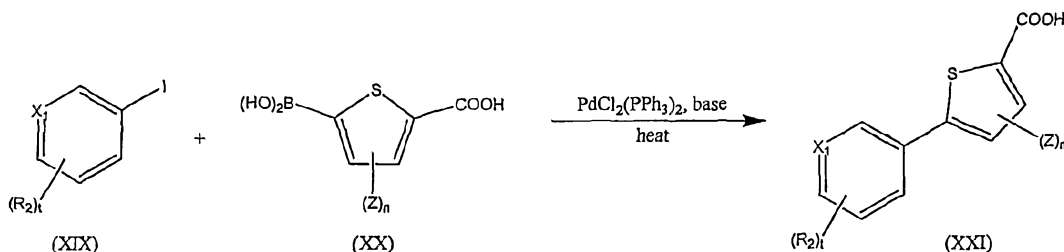
15

PREPARATION OF COMPOUNDS OF THE INVENTION

Compounds of the invention in which L is -C(O)-NH- can be prepared by a two step process. In the first step, a 5-dihydroxyboryl-2-thiophenecarboxylic acid (XX) is reacted with a halo-benzene (XIX) in the presence of $\text{PdCl}_2(\text{PPh}_3)_2$ and a base to form intermediate (XXI) (see Scheme I). Typically, the reaction mixture is heated.

20

Scheme I

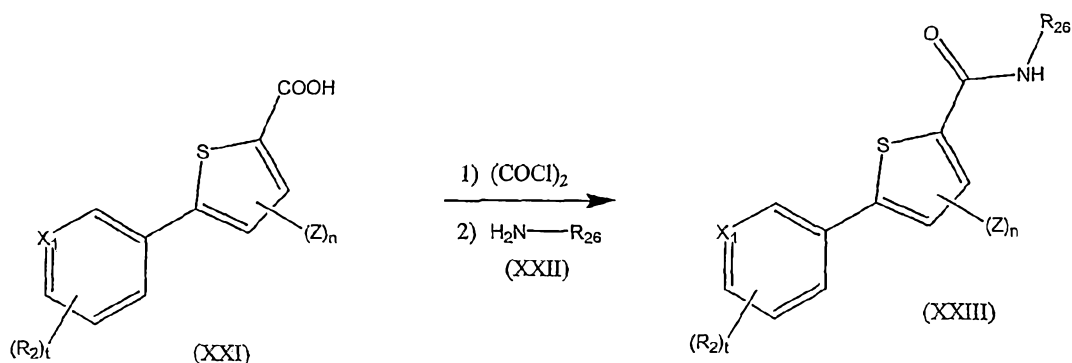


25

Intermediate (XXI) is coupled to an amine derivative (XXII) to form a compound of the invention by for example treating intermediate (XXI) with oxalyl chloride then reacted it with an amine derivative (XXII) (see Scheme II). Alternatively, the coupling reaction

can be carried out by treating the carboxylic acid intermediate (XXI) with EDC in the presence of the amine derivative (XXII).

Scheme II



R²⁶ is an alkyl, cycloalkyl, aryl, heteroaryl,
each of which is optionally substituted.

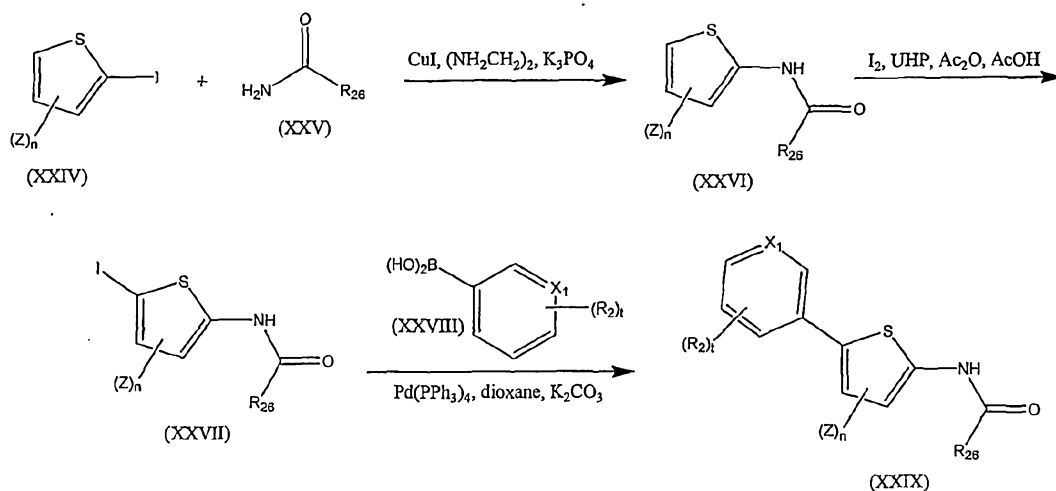
5

Compounds of the invention in which L is -NH-C(O)- are prepared by reacting a 2-iodothiophene (XXIV) with an amide derivative (XXV) in the presence of CuI, ethylene diamine and a base in an aprotic polar solvent, such as an ether, to form intermediate (XXVI). Intermediate (XXVI) is treated with iodine in the presence of urea-hydrogen peroxide (UHP), acetic anhydride and acetic acid to form an iodo derivative (XXVII). The iodo derivative (XXVII) is then reacted with an optionally substituted dihydroxyboryl-benzene or dihydroxyboryl-pyridine (XXVIII) to form a compound of the invention (XXIX) (see Scheme III).

10

15

Scheme III



Compounds of the invention in which L is $-NHC(S)-$ or $-C(S)NH-$ can be prepared by treating compounds having an amide linker with Lawesson's reagent.

5

Compounds of the invention having $-CH_2-NH-$ or $-NH-CH_2-$ linkers can be prepared by contacting compounds having $-NHC(S)-$ or $-C(S)NH-$ linkers with Raney Ni. Alternatively, compounds of the invention having a $-CH_2-NH-$ or $-NH-CH_2-$ linker can be prepared by reducing a compound having a $-C(O)-NH-$ or $-NH-C(O)-$ linker, respectively, with, for example, sodium borohydride (see U.S. Patent Application No. 10/897,681, filed on July 22, 2004, the entire teachings of which are incorporated herein by reference).

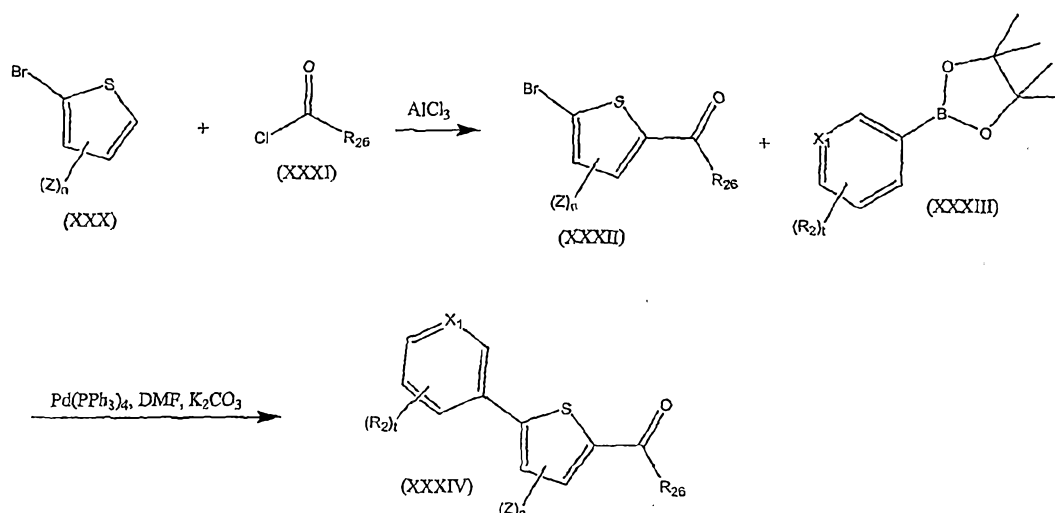
10

Compounds of the invention having $-C(O)-$ linkers can be prepared by a Friedel-Craft acylation reaction by reacting a thiophene (XXX) with an acid chloride (XXXI) in the presence of $AlCl_3$ to form an intermediate (XXXII) which can then be reacted with an [1,3,2]dioxaborolan-2-yl-benzene (XXXIII) in the presence of a palladium catalyst and a base to form a compound of the invention having a carbonyl linker (XXXIV) (see Scheme IV).

15

20

Scheme IV



Compounds of the invention that have -C(S)- can be prepared from compounds that have carbonyl linkers by treating them with Lawesson's reagent or P₂S₅ in pyridine.

5

PHARMACEUTICAL COMPOSITIONS AND DOSAGE FORMS

Pharmaceutical compositions and dosage forms of the invention comprise one or more active ingredients in relative amounts and formulated in such a way that a given pharmaceutical composition or dosage form can be used for immunosuppression or to treat or prevent inflammatory conditions, immune disorders, and allergic disorders.

10

Preferred pharmaceutical compositions and dosage forms comprise a compound of any one of formulas (I) through (XX), or Table 1, or a pharmaceutically acceptable prodrug, salt, solvate, or clathrate thereof, optionally in combination with one or more additional active agents.

15

Single unit dosage forms of the invention are suitable for oral, mucosal (e.g., nasal, sublingual, vaginal, buccal, or rectal), parenteral (e.g., subcutaneous, intravenous, bolus injection, intramuscular, or intraarterial), or transdermal administration to a patient. Examples of dosage forms include, but are not limited to: tablets; caplets; capsules, such as soft elastic gelatin capsules; cachets; troches; lozenges; dispersions; suppositories; ointments; cataplasms (poultices); pastes; powders; dressings; creams; plasters; solutions; patches; aerosols (e.g., nasal sprays or inhalers); gels; liquid dosage forms suitable for oral or mucosal administration to a patient, including suspensions (e.g., aqueous or non-aqueous liquid suspensions,

20

oil-in-water emulsions, or a water-in-oil liquid emulsions), solutions, and elixirs; liquid dosage forms suitable for parenteral administration to a patient; and sterile solids (e.g., crystalline or amorphous solids) that can be reconstituted to provide liquid dosage forms suitable for parenteral administration to a patient.

5

The composition, shape, and type of dosage forms of the invention will typically vary depending on their use. For example, a dosage form suitable for mucosal administration may contain a smaller amount of active ingredient(s) than an oral dosage form used to treat the same indication. This aspect of the invention will be readily apparent to those skilled in the art. See, e.g., Remington's Pharmaceutical Sciences (1990) 18th ed., Mack Publishing, Easton PA.

10

Typical pharmaceutical compositions and dosage forms comprise one or more excipients. Suitable excipients are well known to those skilled in the art of pharmacy, and non-limiting examples of suitable excipients are provided herein. Whether a particular excipient is suitable for incorporation into a pharmaceutical composition or dosage form depends on a variety of factors well known in the art including, but not limited to, the way in which the dosage form will be administered to a patient. For example, oral dosage forms such as tablets may contain excipients not suited for use in parenteral dosage forms.

15

20

The suitability of a particular excipient may also depend on the specific active ingredients in the dosage form. For example, the decomposition of some active ingredients can be accelerated by some excipients such as lactose, or when exposed to water. Active ingredients that comprise primary or secondary amines (e.g., N-desmethylenlafaxine and N,N-didesmethylenlafaxine) are particularly susceptible to such accelerated decomposition. Consequently, this invention encompasses pharmaceutical compositions and dosage forms that contain little, if any, lactose. As used herein, the term "lactose-free" means that the amount of lactose present, if any, is insufficient to substantially increase the degradation rate of an active ingredient. Lactose-free compositions of the invention can comprise excipients that are well known in the art and are listed, for example, in the U.S. Pharmacopia (USP) SP (XXI)/NF (XVI). In general, lactose-free compositions

25

30

comprise active ingredients, a binder/filler, and a lubricant in pharmaceutically compatible and pharmaceutically acceptable amounts. Preferred lactose-free dosage forms comprise active ingredients, microcrystalline cellulose, pre-gelatinized starch, and magnesium stearate.

5

This invention further encompasses anhydrous pharmaceutical compositions and dosage forms comprising active ingredients, since water can facilitate the degradation of some compounds. For example, the addition of water (e.g., 5%) is widely accepted in the pharmaceutical arts as a means of simulating long-term storage in order to determine characteristics such as shelf-life or the stability of formulations over time. See, e.g., Jens T. Carstensen (1995) *Drug Stability: Principles & Practice*, 2d. Ed., Marcel Dekker, NY, NY, 379-80. In effect, water and heat accelerate the decomposition of some compounds. Thus, the effect of water on a formulation can be of great significance since moisture and/or humidity are commonly encountered during manufacture, handling, packaging, storage, shipment, and use of formulations.

10
15

Anhydrous pharmaceutical compositions and dosage forms of the invention can be prepared using anhydrous or low moisture containing ingredients and low moisture or low humidity conditions. Pharmaceutical compositions and dosage forms that comprise lactose and at least one active ingredient that comprises a primary or secondary amine are preferably anhydrous if substantial contact with moisture and/or humidity during manufacturing, packaging, and/or storage is expected.

20

An anhydrous pharmaceutical composition should be prepared and stored such that its anhydrous nature is maintained. Accordingly, anhydrous compositions are preferably packaged using materials known to prevent exposure to water such that they can be included in suitable formulary kits. Examples of suitable packaging include, but are not limited to, hermetically sealed foils, plastics, unit dose containers (e.g., vials), blister packs, and strip packs.

25

30

The invention further encompasses pharmaceutical compositions and dosage forms that comprise one or more compounds that reduce the rate by which an active

ingredient will decompose. Such compounds, which are referred to herein as "stabilizer" include, but are not limited to, antioxidants such as ascorbic acid, pH buffers, or salt buffers.

5 Like the amounts and types of excipients, the amounts and specific types of active ingredients in a dosage form may differ depending on factors such as, but not limited to, the route by which it is to be administered to patients. However, typical dosage forms of the invention comprise a compound of any one of formulas (I) through (XX), or Table 1, or a pharmaceutically acceptable salt, solvate, clathrate, or prodrug
10 thereof in an amount of from about 1 mg to about 1000 mg, preferably in an amount of from about 50 mg to about 500 mg, and most preferably in an amount of from about 75 mg to about 350 mg. The typical total daily dosage of a compound of any one of formulas (I) through (XX), or Table 1, or a pharmaceutically acceptable salt, solvate, clathrate, or prodrug thereof can range from about 1 mg to about 5000 mg
15 per day, preferably in an amount from about 50 mg to about 1500 mg per day, more preferably from about 75 mg to about 1000 mg per day. It is within the skill of the art to determine the appropriate dose and dosage form for a given patient.

ORAL DOSAGE FORMS

20 Pharmaceutical compositions of the invention that are suitable for oral administration can be presented as discrete dosage forms, such as, but are not limited to, tablets (e.g., chewable tablets), caplets, capsules, and liquids (e.g., flavored syrups). Such dosage forms contain predetermined amounts of active ingredients, and may be prepared by methods of pharmacy well known to those skilled in the art. See
25 *generally*, Remington's Pharmaceutical Sciences (1990) 18th ed., Mack Publishing, Easton PA.

Typical oral dosage forms of the invention are prepared by combining the active ingredient(s) in an admixture with at least one excipient according to conventional
30 pharmaceutical compounding techniques. Excipients can take a wide variety of forms depending on the form of preparation desired for administration. For example, excipients suitable for use in oral liquid or aerosol dosage forms include, but are not limited to, water, glycols, oils, alcohols, flavoring agents, preservatives, and coloring

agents. Examples of excipients suitable for use in solid oral dosage forms (e.g., powders, tablets, capsules, and caplets) include, but are not limited to, starches, sugars, micro-crystalline cellulose, diluents, granulating agents, lubricants, binders, and disintegrating agents.

5

Because of their ease of administration, tablets and capsules represent the most advantageous oral dosage unit forms, in which case solid excipients are employed. If desired, tablets can be coated by standard aqueous or nonaqueous techniques. Such dosage forms can be prepared by any of the methods of pharmacy. In general, pharmaceutical compositions and dosage forms are prepared by uniformly and intimately admixing the active ingredients with liquid carriers, finely divided solid carriers, or both, and then shaping the product into the desired presentation if necessary.

10

For example, a tablet can be prepared by compression or molding. Compressed tablets can be prepared by compressing in a suitable machine the active ingredients in a free-flowing form such as powder or granules, optionally mixed with an excipient. Molded tablets can be made by molding in a suitable machine a mixture of the powdered compound moistened with an inert liquid diluent.

20

Examples of excipients that can be used in oral dosage forms of the invention include, but are not limited to, binders, fillers, disintegrants, and lubricants. Binders suitable for use in pharmaceutical compositions and dosage forms include, but are not limited to, corn starch, potato starch, or other starches, gelatin, natural and synthetic gums such as acacia, sodium alginate, alginic acid, other alginates, powdered tragacanth, guar gum, cellulose and its derivatives (e.g., ethyl cellulose, cellulose acetate, carboxymethyl cellulose calcium, sodium carboxymethyl cellulose), polyvinyl pyrrolidone, methyl cellulose, pre-gelatinized starch, hydroxypropyl methyl cellulose, (e.g., Nos. 2208, 2906, 2910), microcrystalline cellulose, and mixtures thereof.

25

30

Suitable forms of microcrystalline cellulose include, but are not limited to, the materials sold as AVICEL-PH-101, AVICEL-PH-103 AVICEL RC-581,

AVICEL-PH-105 (available from FMC Corporation, American Viscose Division, Avicel Sales, Marcus Hook, PA), and mixtures thereof. One specific binder is a mixture of microcrystalline cellulose and sodium carboxymethyl cellulose sold as AVICEL RC-581. Suitable anhydrous or low moisture excipients or additives include

5 AVICEL-PH-103J and Starch 1500 LM.

Examples of fillers suitable for use in the pharmaceutical compositions and dosage forms disclosed herein include, but are not limited to, talc, calcium carbonate (e.g., granules or powder), microcrystalline cellulose, powdered cellulose, dextrates,

10 kaolin, mannitol, silicic acid, sorbitol, starch, pre-gelatinized starch, and mixtures thereof. The binder or filler in pharmaceutical compositions of the invention is typically present in from about 50 to about 99 weight percent of the pharmaceutical composition or dosage form.

Disintegrants are used in the compositions of the invention to provide tablets that disintegrate when exposed to an aqueous environment. Tablets that contain too much disintegrant may disintegrate in storage, while those that contain too little may not disintegrate at a desired rate or under the desired conditions. Thus, a sufficient amount of disintegrant that is neither too much nor too little to detrimentally alter the

15 release of the active ingredients should be used to form solid oral dosage forms of the invention. The amount of disintegrant used varies based upon the type of formulation, and is readily discernible to those of ordinary skill in the art. Typical pharmaceutical compositions comprise from about 0.5 to about 15 weight percent of disintegrant, preferably from about 1 to about 5 weight percent of disintegrant.

20

Disintegrants that can be used in pharmaceutical compositions and dosage forms of the invention include, but are not limited to, agar-agar, alginic acid, calcium carbonate, microcrystalline cellulose, croscarmellose sodium, crospovidone, polacrillin potassium, sodium starch glycolate, potato or tapioca starch, other

25 starches, pre-gelatinized starch, other starches, clays, other algins, other celluloses, gums, and mixtures thereof.

30

Lubricants that can be used in pharmaceutical compositions and dosage forms of the invention include, but are not limited to, calcium stearate, magnesium stearate, mineral oil, light mineral oil, glycerin, sorbitol, mannitol, polyethylene glycol, other glycols, stearic acid, sodium lauryl sulfate, talc, hydrogenated vegetable oil (e.g.,
5 peanut oil, cottonseed oil, sunflower oil, sesame oil, olive oil, corn oil, and soybean oil), zinc stearate, ethyl oleate, ethyl laurate, agar, and mixtures thereof. Additional lubricants include, for example, a syloid silica gel (AEROSIL 200, manufactured by W.R. Grace Co. of Baltimore, MD), a coagulated aerosol of synthetic silica (marketed by Degussa Co. of Plano, TX), CAB-O-SIL (a pyrogenic silicon dioxide product sold
10 by Cabot Co. of Boston, MA), and mixtures thereof. If used at all, lubricants are typically used in an amount of less than about 1 weight percent of the pharmaceutical compositions or dosage forms into which they are incorporated.

CONTROLLED RELEASE DOSAGE FORMS

15 Active ingredients of the invention can be administered by controlled release means or by delivery devices that are well known to those of ordinary skill in the art. Examples include, but are not limited to, those described in U.S. Patent Nos.: 3,845,770; 3,916,899; 3,536,809; 3,598,123; and 4,008,719, 5,674,533, 5,059,595, 5,591,767, 5,120,548, 5,073,543, 5,639,476, 5,354,556, and 5,733,566, each of
20 which is incorporated herein by reference. Such dosage forms can be used to provide slow or controlled-release of one or more active ingredients using, for example, hydropropylmethyl cellulose, other polymer matrices, gels, permeable membranes, osmotic systems, multilayer coatings, microparticles, liposomes, microspheres, or a combination thereof to provide the desired release profile in
25 varying proportions. Suitable controlled-release formulations known to those of ordinary skill in the art, including those described herein, can be readily selected for use with the active ingredients of the invention. The invention thus encompasses single unit dosage forms suitable for oral administration such as, but not limited to, tablets, capsules, gelcaps, and caplets that are adapted for controlled-release.

30

All controlled-release pharmaceutical products have a common goal of improving drug therapy over that achieved by their non-controlled counterparts. Ideally, the use of an optimally designed controlled-release preparation in medical treatment is

characterized by a minimum of drug substance being employed to cure or control the condition in a minimum amount of time. Advantages of controlled-release formulations include extended activity of the drug, reduced dosage frequency, and increased patient compliance. In addition, controlled-release formulations can be
5 used to affect the time of onset of action or other characteristics, such as blood levels of the drug, and can thus affect the occurrence of side (*e.g.*, adverse) effects.

Most controlled-release formulations are designed to initially release an amount of drug (active ingredient) that promptly produces the desired therapeutic effect, and
10 gradually and continually release of other amounts of drug to maintain this level of therapeutic or prophylactic effect over an extended period of time. In order to maintain this constant level of drug in the body, the drug must be released from the dosage form at a rate that will replace the amount of drug being metabolized and excreted from the body. Controlled-release of an active ingredient can be stimulated
15 by various conditions including, but not limited to, pH, temperature, enzymes, water, or other physiological conditions or compounds.

A particular extended release formulation of this invention comprises a therapeutically or prophylactically effective amount of a compound of formula (I) through (XX), or Table 1, or a pharmaceutically acceptable salt, solvate, hydrate,
20 clathrate, or prodrug thereof, in spheroids which further comprise microcrystalline cellulose and, optionally, hydroxypropylmethyl-cellulose coated with a mixture of ethyl cellulose and hydroxypropylmethylcellulose. Such extended release formulations can be prepared according to U.S. Patent No. 6,274,171, the entire
25 teachings of which are incorporated herein by reference.

A specific controlled-release formulation of this invention comprises from about 6% to about 40% a compound of any one of formulas (I) through (XX), or Table 1 by weight, about 50% to about 94% microcrystalline cellulose, NF, by weight, and
30 optionally from about 0.25% to about 1% by weight of hydroxypropyl-methylcellulose, USP, wherein the spheroids are coated with a film coating composition comprised of ethyl cellulose and hydroxypropylmethylcellulose.

PARENTERAL DOSAGE FORMS

- Parenteral dosage forms can be administered to patients by various routes including, but not limited to, subcutaneous, intravenous (including bolus injection), intramuscular, and intraarterial. Because their administration typically bypasses patients' natural defenses against contaminants, parenteral dosage forms are preferably sterile or capable of being sterilized prior to administration to a patient. Examples of parenteral dosage forms include, but are not limited to, solutions ready for injection, dry products ready to be dissolved or suspended in a pharmaceutically acceptable vehicle for injection, suspensions ready for injection, and emulsions.
- Suitable vehicles that can be used to provide parenteral dosage forms of the invention are well known to those skilled in the art. Examples include, but are not limited to: Water for Injection USP; aqueous vehicles such as, but not limited to, Sodium Chloride Injection, Ringer's Injection, Dextrose Injection, Dextrose and Sodium Chloride Injection, and Lactated Ringer's Injection; water-miscible vehicles such as, but not limited to, ethyl alcohol, polyethylene glycol, and polypropylene glycol; and non-aqueous vehicles such as, but not limited to, corn oil, cottonseed oil, peanut oil, sesame oil, ethyl oleate, isopropyl myristate, and benzyl benzoate.
- Compounds that increase the solubility of one or more of the active ingredients disclosed herein can also be incorporated into the parenteral dosage forms of the invention.

TRANSDERMAL, TOPICAL, AND MUCOSAL DOSAGE FORMS

- Transdermal, topical, and mucosal dosage forms of the invention include, but are not limited to, ophthalmic solutions, sprays, aerosols, creams, lotions, ointments, gels, solutions, emulsions, suspensions, or other forms known to one of skill in the art. See, e.g., Remington's Pharmaceutical Sciences (1980 & 1990) 16th and 18th eds., Mack Publishing, Easton PA and Introduction to Pharmaceutical Dosage Forms (1985) 4th ed., Lea & Febiger, Philadelphia. Dosage forms suitable for treating mucosal tissues within the oral cavity can be formulated as mouthwashes or as oral gels. Further, transdermal dosage forms include "reservoir type" or "matrix type"

patches, which can be applied to the skin and worn for a specific period of time to permit the penetration of a desired amount of active ingredients.

5 Suitable excipients (e.g., carriers and diluents) and other materials that can be used to provide transdermal, topical, and mucosal dosage forms encompassed by this invention are well known to those skilled in the pharmaceutical arts, and depend on the particular tissue to which a given pharmaceutical composition or dosage form will be applied. With that fact in mind, typical excipients include, but are not limited to, water, acetone, ethanol, ethylene glycol, propylene glycol, butane-1,3-diol, isopropyl
10 myristate, isopropyl palmitate, mineral oil, and mixtures thereof to form lotions, tinctures, creams, emulsions, gels or ointments, which are non-toxic and pharmaceutically acceptable. Moisturizers or humectants can also be added to pharmaceutical compositions and dosage forms if desired. Examples of such additional ingredients are well known in the art. See, e.g., Remington's
15 Pharmaceutical Sciences (1980 & 1990) 16th and 18th eds., Mack Publishing, Easton PA.

 Depending on the specific tissue to be treated, additional components may be used prior to, in conjunction with, or subsequent to treatment with active ingredients of the
20 invention. For example, penetration enhancers can be used to assist in delivering the active ingredients to the tissue. Suitable penetration enhancers include, but are not limited to: acetone; various alcohols such as ethanol, oleyl, and tetrahydrofuryl; alkyl sulfoxides such as dimethyl sulfoxide; dimethyl acetamide; dimethyl formamide; polyethylene glycol; pyrrolidones such as polyvinylpyrrolidone; Kollidon grades
25 (Povidone, Polyvidone); urea; and various water-soluble or insoluble sugar esters such as Tween 80 (polysorbate 80) and Span 60 (sorbitan monostearate).

 The pH of a pharmaceutical composition or dosage form, or of the tissue to which the pharmaceutical composition or dosage form is applied, may also be adjusted to
30 improve delivery of one or more active ingredients. Similarly, the polarity of a solvent carrier, its ionic strength, or tonicity can be adjusted to improve delivery. Compounds such as stearates can also be added to pharmaceutical compositions or dosage forms to advantageously alter the hydrophilicity or lipophilicity of one or more active

ingredients so as to improve delivery. In this regard, stearates can serve as a lipid vehicle for the formulation, as an emulsifying agent or surfactant, and as a delivery-enhancing or penetration-enhancing agent. Different salts, hydrates or solvates of the active ingredients can be used to further adjust the properties of the resulting composition.

COMBINATION THERAPY

The methods for immunosuppression or for treating or preventing inflammatory conditions, allergic disorders, and immune disorders in a patient in need thereof can further comprise administering to the patient being administered a compound of this invention, an effective amount of one or more other active agents. Such active agents may include those used conventionally for immunosuppression or for inflammatory conditions, allergic disorders or immune disorders. These other active agents may also be those that provide other benefits when administered in combination with the compounds of this invention. For example, other therapeutic agents may include, without limitation, steroids, non-steroidal anti-inflammatory agents, antihistamines, analgesics, immunosuppressive agents and suitable mixtures thereof. In such combination therapy treatment, both the compounds of this invention and the other drug agent(s) are administered to a subject (e.g., humans, male or female) by conventional methods. The agents may be administered in a single dosage form or in separate dosage forms. Effective amounts of the other therapeutic agents and dosage forms are well known to those skilled in the art. It is well within the skilled artisan's purview to determine the other therapeutic agent's optimal effective-amount range.

In one embodiment of the invention where another therapeutic agent is administered to a subject, the effective amount of the compound of this invention is less than its effective amount when the other therapeutic agent is not administered. In another embodiment, the effective amount of the conventional agent is less than its effective amount when the compound of this invention is not administered. In this way, undesired side effects associated with high doses of either agent may be minimized. Other potential advantages (including without limitation improved dosing regimens and/or reduced drug cost) will be apparent to those of skill in the art.

In one embodiment relating to autoimmune, allergic and inflammatory conditions, the other therapeutic agent may be a steroid or a non-steroidal anti-inflammatory agent.

Particularly useful non-steroidal anti-inflammatory agents, include, but are not limited to, aspirin, ibuprofen, diclofenac, naproxen, benoxaprofen, flurbiprofen, fenoprofen, flubufen, ketoprofen, indoprofen, piroprofen, carprofen, oxaprozin, pramoprofen, muprofen, trioxaprofen, suprofen, aminoprofen, tiaprofenic acid, fluprofen, bucloxic acid, indomethacin, sulindac, tolmetin, zomepirac, tiopinac, zidometacin, acetaminophen, fentiazac, clidanac, oxpinac, mefenamic acid, meclofenamic acid, flufenamic acid, niflumic acid, tolfenamic acid, diflunisal, flufenisal, piroxicam, sudoxicam, isoxicam; salicylic acid derivatives, including aspirin, sodium salicylate, choline magnesium trisalicylate, salsalate, diflunisal, salicylsalicylic acid, sulfasalazine, and olsalazin; para-aminophenol derivatives including acetaminophen and phenacetin; indole and indene acetic acids, including indomethacin, sulindac, and etodolac; heteroaryl acetic acids, including tolmetin, diclofenac, and ketorolac; anthranilic acids (fenamates), including mefenamic acid, and meclofenamic acid; enolic acids, including oxicams (piroxicam, tenoxicam), and pyrazolidinediones (phenylbutazone, oxyphenbutazone); and alkanones, including nabumetone and pharmaceutically acceptable salts thereof and mixtures thereof.

For a more detailed description of the NSAIDs, see *Paul A. Insel, Analgesic-Antipyretic and Antiinflammatory Agents and Drugs Employed in the Treatment of Gout, in Goodman & Gilman's The Pharmacological Basis of Therapeutics* 617-57 (Perry B. Molinoff and Raymond W. Ruddon eds., 9th ed 1996) and Glen R. Hanson, *Analgesic, Antipyretic and Anti-Inflammatory Drugs in Remington: The Science and Practice of Pharmacy Vol II* 1196-1221 (A.R. Gennaro ed. 19th ed. 1995) which are hereby incorporated by reference in their entireties.

Of particular relevance to allergic disorders, the other therapeutic agent may be an antihistamine. Useful antihistamines include, but are not limited to, loratadine, cetirizine, fexofenadine, desloratadine, diphenhydramine, chlorpheniramine, chlorcyclizine, pyrilamine, promethazine, terfenadine, doxepin, carbinoxamine, clemastine, tripelemine, brompheniramine, hydroxyzine, cyclizine, meclizine, cyproheptadine, phenindamine, acrivastine, azelastine, levocabastine, and mixtures

thereof. For a more detailed description of antihistamines, see Goodman & Gilman's *The Pharmacological Basis of Therapeutics* (2001) 651-57, 10th ed).

5 Immunosuppressive agents include glucocorticoids, corticosteroids (such as Prednisone or Solumedrol), T cell blockers (such as cyclosporin A and FK506),
purine analogs (such as azathioprine (Imuran)), pyrimidine analogs (such as cytosine
arabinoside), alkylating agents (such as nitrogen mustard, phenylalanine mustard,
buslfan, and cyclophosphamide), folic acid antagonists (such as aminopterin and
methotrexate), antibiotics (such as rapamycin, actinomycin D, mitomycin C,
10 puramycin, and chloramphenicol), human IgG, antilymphocyte globulin (ALG), and
antibodies (such as anti-CD3 (OKT3), anti-CD4 (OKT4), anti-CD5, anti-CD7,
anti-IL-2 receptor, anti-alpha/beta TCR, anti-ICAM-1, anti-CD20 (Rituxan), anti-IL-12
and antibodies to immunotoxins).

15 The foregoing and other useful combination therapies will be understood and
appreciated by those of skill in the art. Potential advantages of such combination
therapies include a different efficacy profile, the ability to use less of each of the
individual active ingredients to minimize toxic side effects, synergistic improvements
in efficacy, improved ease of administration or use and/or reduced overall expense
20 of compound preparation or formulation.

OTHER EMBODIMENTS

The compounds of this invention may be used as research tools (for example, as a
positive control for evaluating other potential CRAC inhibitors, or IL-2, IL-4, IL-5,
25 IL-13, GM-CSF, TNF- α , and/or INF- γ inhibitors). These and other uses and
embodiments of the compounds and compositions of this invention will be apparent
to those of ordinary skill in the art.

30 The invention is further defined by reference to the following examples describing in
detail the preparation of compounds of the invention. It will be apparent to those
skilled in the art that many modifications, both to materials and methods, may be
practiced without departing from the purpose and interest of this invention. The
following examples are set forth to assist in understanding the invention and should

not be construed as specifically limiting the invention described and claimed herein. Such variations of the invention, including the substitution of all equivalents now known or later developed, which would be within the purview of those skilled in the art, and changes in formulation or minor changes in experimental design, are to be considered to fall within the scope of the invention incorporated herein.

EXAMPLES

EXPERIMENTAL RATIONALE

Without wishing to be bound by theory, it is believed that the compounds of this invention inhibit CRAC ion channels, thereby inhibiting production of IL-2 and other key cytokines involved with inflammatory and immune responses. The examples that follow demonstrate these properties.

MATERIALS AND GENERAL METHODS

Reagents and solvents used below can be obtained from commercial sources such as Aldrich Chemical Co. (Milwaukee, Wisconsin, USA). ^1H -NMR and ^{13}C -NMR spectra were recorded on a Varian 300MHz NMR spectrometer. Significant peaks are tabulated in the order: δ (ppm): chemical shift, multiplicity (s, singlet; d, doublet; t, triplet; q, quartet; m, multiplet; br s, broad singlet), coupling constant(s) in Hertz (Hz) and number of protons.

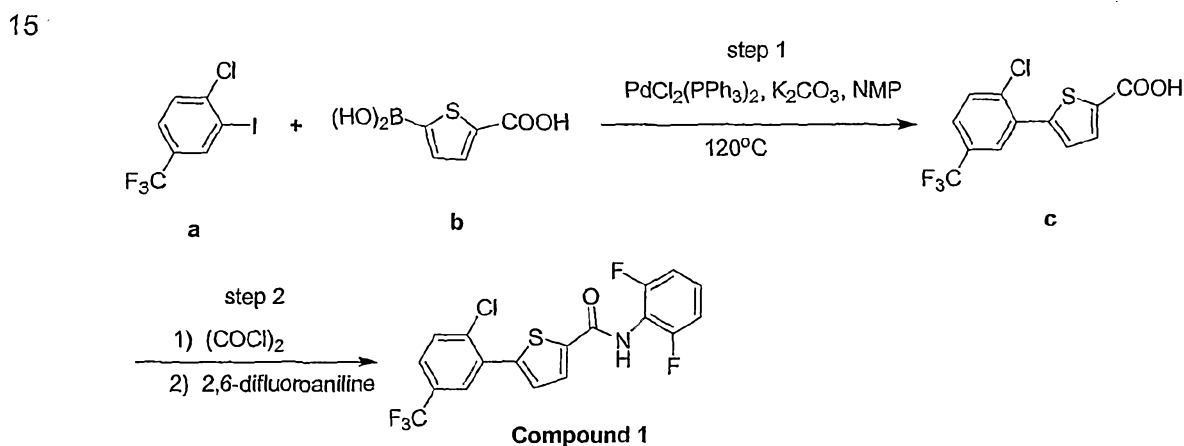
Patch clamp experiments were performed in the tight-seal whole-cell configuration at 21-25°C. High resolution current recordings were acquired by a computer-based patch clamp amplifier system (EPC-9, HEKA, Lambrecht, Germany). Patch pipettes had resistances between 2-4 M Ω after filling with the standard intracellular solution. Immediately following establishment of the whole-cell configuration, voltage ramps of 50-200 ms duration spanning the voltage range of -100 to +100 mV were delivered at a rate of 0.5 Hz over a period of 300-400 seconds. All voltages were corrected for a liquid junction potential of 10 mV between external and internal solutions when using glutamate as the intracellular anion. Currents were filtered at 2.9 kHz and digitized at 10 μs intervals. Capacitive currents and series resistance were determined and corrected before each voltage ramp using the automatic capacitance

compensation of the EPC-9. The low resolution temporal development of membrane currents was assessed by extracting the current amplitude at -80 mV or +80 mV from individual ramp current records.

5 **EXAMPLE 1: SYNTHESIS OF REPRESENTATIVE EXEMPLARY COMPOUNDS OF THIS INVENTION**

In general, the compounds of the invention can be synthesized using methods analogous to those described in U.S. Patent Application Serial No. 10/897,681 and
10 U.S. Provisional Patent Application Serial No. 60/611,913, the entire teachings of these patent applications are incorporated herein by reference.

Compound 1: 5-(2-chloro-5-trifluoromethyl-phenyl)-thiophene-2-carboxylic acid
(2,6-difluoro-phenyl)-amide



20 Step 1: A mixture of 1-chloro-2-iodo-4-trifluoromethyl-benzene (**a**, 6 mmol), 5-(dihydroxyboryl)-2-thiophenecarboxylic acid (**b**, 6 mmol), bis(triphenylphosphine) palladium(II) dichloride catalyst (0.30 mmol), potassium carbonate (1 g) in dry 1-methyl-2-pyrrolidinone (NMP) (6 mL) was heated at 120°C for 4 h. Alternatively, 0.30 mmol of $\text{Pd}(\text{BnCl})(\text{PPh}_3)_2$ may be used instead of bis(triphenylphosphine) palladium(II) dichloride. The mixture was taken up with ethyl acetate (EtOAc) (100
25 mL), washed with water (2x100 mL) and dried over Na_2SO_4 . The oil obtained on concentration was passed through silica gel and crystallized from EtOAc/hexanes to give **c** as a white solid (0.98 g).

Step 2: 0.45 g **c** was treated with excessive oxalyl chloride in dry CH_2Cl_2 (0.5 mL) at room temperature for 1 h. The solvent was removed under vacuum to give a brownish solid. The solid was stirred with 2,6-difluoroaniline (1.8 mmol), pyridine (0.5 mL) in dry CH_2Cl_2 (5 mL) at room temperature for 2 h. The mixture was taken up with EtOAc (100 mL) and washed with 1 N HCl (100 mL). The oil obtained on concentration was crystallized from EtOAc/hexanes to give Compound 1 as white solid (0.27 g). $^1\text{H-NMR}$ (CDCl_3) δ (ppm) 7.8 (m, 1H), 7.7 (d, 1H, $J = 4$), 7.6 (m, 2H), 7.4 (d, 1H, $J = 4$), 7.34 (br, 1H), 7.3 (m, 1H), 7.0 (t, 2H, $J = 8$); ESMS calcd for $\text{C}_{18}\text{H}_9\text{ClF}_5\text{NOS}$: 417.0; Found: 417.9 ($\text{M} + \text{H}^+$).

Compound 2: 5-(2-Chloro-5-trifluoromethyl-phenyl)-thiophene-2-carboxylic acid (3-methyl-pyridin-4-yl)-amide

Compound 2 was synthesized in an analogous fashion as described for Compound 1 except that 3-methyl-4 amino pyridine was used in step 2 instead of 2,6-difluoroaniline.

$^1\text{H-NMR}$ (CDCl_3) δ 8.5 (d, 1H, $J = 5$), 8.43 (s, 1H), 8.2 (d, 1H, $J = 5$), 7.81 (br, 1H), 7.6-7.8 (m, 4H), 7.4 (d, 1H, $J = 4$), 2.37 (s, 3H) ppm; ESMS calcd for $\text{C}_{19}\text{H}_{12}\text{ClF}_3\text{N}_2\text{OS}$: 396.0; found: 397.0 ($\text{M} + \text{H}^+$).

Compound 3: 3-[5-(2,6-Difluoro-phenylcarbamoyl)-thiophen-2-yl]-4-methyl-benzoic acid methyl ester

Compound 3 was synthesized in an analogous fashion as described for Compound 1 except that 3-iodo-4-methyl-benzoic acid methyl ester was used instead of 1-chloro-2-iodo-4-trifluoromethyl-benzene in step 1.

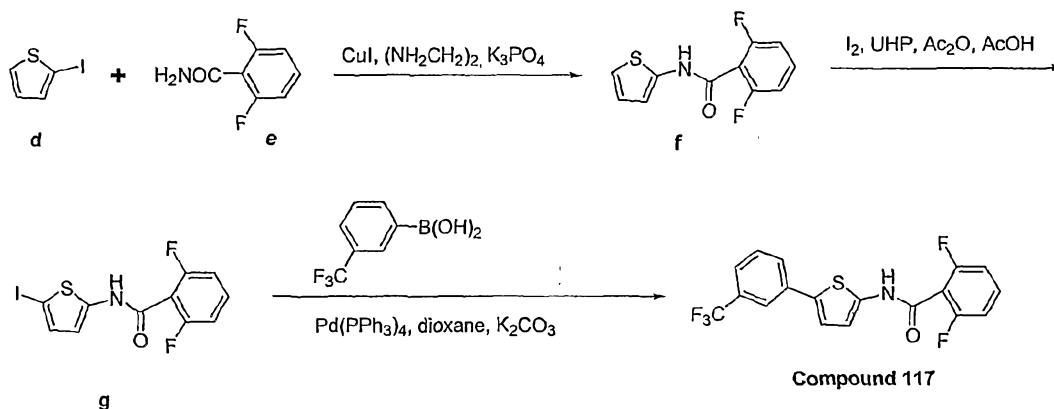
$^1\text{H-NMR}$ (CDCl_3) δ 8.1 (m, 1H), 8.0 (m, 1H), 7.7 (d, 1H, $J = 4$), 7.4 (d, 1H, $J = 5$), 7.3 (m, 2H), 7.1 (d, 1H, $J = 4$), 7.0 (t, 2H, $J = 8$), 3.92 (s, 3H), 2.50 (s, 3H) ppm; ESMS calcd for $\text{C}_{20}\text{H}_{15}\text{F}_2\text{NO}_3\text{S}$: 387.1; found: 388.1 ($\text{M} + \text{H}^+$).

Compound 4: 4-Methyl-3-[5-(3-methyl-pyridin-4-ylcarbamoyl)-thiophen-2-yl]-benzoic acid methyl ester

Compound 4 was synthesized in an analogous fashion as described for Compound 1 except that 3-iodo-4-methyl-benzoic acid methyl ester was used instead of 1-chloro-2-iodo-4-trifluoromethyl-benzene in step 1, and 3-methyl-4 amino pyridine was used instead of 2,6-difluoroaniline in step 2.

¹H-NMR (CDCl₃) δ 8.5 (d, 1H, J = 5), 8.42 (s, 1H), 8.3 (d, 1H, J = 5), 8.10 (s, 1H), 8.0 (m, 1H), 7.7 (m, 2H), 7.4 (d, 1H, J = 5), 7.1 (d, 1H, J = 4), 3.93 (s, 3H), 2.51 (s, 3H), 2.36 (s, 3H) ppm; ESMS calcd for C₂₀H₁₈N₂O₃S: 366.1; found: 367.1 (M + H⁺).

Compound 117: 2,6-Difluoro-N-[5-(3-trifluoromethyl-phenyl)-thiophen-2-yl]-benzamide



A stirred mixture of 2-iodothiophene (d, 12 mmol), 2,6-difluorobenzamide (e, 10 mmol), copper(I) iodide (1.0 mmol), ethylenediamine (1.0 mmol), potassium phosphate (20 mmol) in dioxane (20 mL) was heated at 100°C for 24 h. The mixture was diluted with EtOAc (100 mL), filtered through celite, washed with water and purified by column chromatography to give f as white solid (1.0 g).

A mixture of above amide (c, 2.1 mmol), iodine (1.0 mmol), UHP (1.0 mmol) in acetic anhydride (3 mL), acetic acid (1.5 mL) was stirred at room temperature for 16 h. The mixture was diluted with EtOAc, washed with water and Na₂SO₃ solution and dried. Removal of solvents and purification of the resulting oil gave intermediate g as grayish solid (0.42 g).

A mixture of the above intermediate g (60 mg), 3-trifluoromethylbenzeneboronic acid (100 mg), Pd(PPh₃)₄ (0.05 mmol), K₂CO₃ (1 mmol) in dioxane (2 mL) was heated in

a sealed tube at 120 °C for 30 min. The mixture was taken up with EtOAc (100 mL), washed with water (2x100 mL) and dried (Na₂SO₄). The oil obtained on concentration was purified by flash chromatography to give Compound 117 as a white solid (15 mg).

5 ¹H-NMR (CDCl₃) δ 8.5 (br, 1H), 7.7 (m, 2H), 7.5 (m, 3H), 7.2 (m, 1H), 7.0 (t, 2H, J = 8), 6.8 (m, 1H) ppm; ESMS calcd for C₁₈H₁₀F₅NOS: 383.0; found: 384.0 (M + H⁺).

Compound 118: 3-[5-(2,6-Difluoro-benzoylamino)-thiophen-2-yl]-4-methyl- benzoic acid methyl ester

10

Compound 118 was synthesized in an analogous fashion as described for Compound 117 except that 5-methoxycarbonyl-2-methylbenzeneboronic acid was used instead of 3-trifluoromethylbenzeneboronic acid in the final step.

15 ¹H-NMR (CDCl₃) δ 8.7 (br, 1H), 8.09 (s, 1H), 7.9 (d, 1H, J = 8), 7.4 (m, 1H), 7.4 (d, 1H, J = 8), 7.0 (t, 2H, J = 8), 6.9 (d, 1H, J = 4), 6.8 (d, 1H, J = 4), 3.88 (s, 3H), 2.50 (s, 3H) ppm; ESMS calcd for C₂₀H₁₅F₂NO₃S: 387.1; found: 388.0 (M + H⁺).

Compound 119: 2,6-Difluoro-N-[5-(2-methyl-5-oxazol-2-yl-phenyl)-thiophen-2-yl]-benzamide

20

Compound 119 was synthesized in an analogous fashion as described for Compound 117 except that 5-(oxazol-2-yl)-2-methylbenzeneboronic acid was used instead of 3-trifluoromethylbenzeneboronic acid in the final step.

25 ¹H-NMR (CDCl₃) δ 8.6 (br, 1H), 8.13 (s, 1H), 7.9 (d, 1H, J = 8), 7.71 (s, 1H), 7.0-7.5 (m, 6H), 6.9 (d, 1H, J = 4), 2.54 (s, 3H) ppm; ESMS calcd for C₂₁H₁₄F₂N₂O₂S: 396.1; found: 397.1 (M + H⁺).

Compound 120: 3-[5-(2,6-Difluoro-benzoylamino)-3-methyl-thiophen-2-yl]-benzoic acid methyl ester

30

Compound 120 was synthesized in an analogous fashion as described for Compound 117 except that 3-methoxycarbonyl-benzeneboronic acid was used instead of 3-trifluoromethylbenzeneboronic acid in the final step.

¹H-NMR (CDCl₃) δ 8.6 (br, 1H), 8.14 (s, 1H), 8.0 (d, 1H, J = 5), 7.6 (d, 1H, J = 5), 7.5 (m, 2H), 7.0 (t, 2H, J = 8), 6.65 (s, 1H), 3.92 (s, 3H), 2.28 (s, 3H) ppm; ESMS calcd for C₂₀H₁₅F₂NO₃S: 387.1; found: 388.3 (M + H⁺).

5 Compound 121: 2,6-Difluoro-N-[5-(3-oxazol-5-yl-phenyl)-thiophen-2-yl]-benzamide

Compound 121 was synthesized in an analogous fashion as described for Compound 117 except that 3-(oxazol-5-yl)-benzeneboronic acid was used instead of 3-trifluoromethylbenzeneboronic acid in the final step.

10 ¹H-NMR (CDCl₃) δ 8.14 (s, 1H), 7.9 (m, 1H), 7.6 (m, 3H), 7.5 (m, 3H), 7.2 (d, 1H, J = 5), 7.0 (t, 2H, J = 8), 6.8 (d, 1H, J = 5) ppm; ESMS calcd for C₂₀H₁₂F₂N₂O₂S: 382.1; found: 383.1 (M + H⁺).

EXAMPLE 2: INHIBITION OF IL-2 PRODUCTION

15 Jurkat cells were placed in a 96 well plate (0.5 million cells per well in 1% FBS medium) then a test compound of this invention was added at different concentrations. After 10 minutes, the cells were activated with PHA (final concentration 2.5 µg/mL) and incubated for 20 hours at 37°C under CO₂. The final volume was 200 µL. Following incubation, the cells were centrifuged and the
20 supernatants collected and stored at -70°C prior to assaying for IL-2 production. A commercial ELISA kit (IL-2 Eli-pair, Diaclone Research, Besancon, France) was used to detect production of IL-2, from which dose response curves were obtained. The IC₅₀ value was calculated as the concentration at which 50% of maximum IL-2 production after stimulation was inhibited versus a non-stimulation control.

25

Compound #	IC ₅₀
1	3.0 nM
2	14.0 nM
3	6.4 nM
4	58.5 nM
117	16.5 nM
118	103.6 nM
119	94.8 nM

120	87.0 nM
121	164.4 nM

Inhibition of other cytokines, such as IL-4, IL-5, IL-13, GM-CSF, TNF- α , and INF- γ , can be tested in a similar manner using a commercially available ELISA kit for each cytokine.

5

EXAMPLE 3: PATCH CLAMP STUDIES OF INHIBITION OF I_{CRAC} CURRENT IN RBL CELLS, JURKAT CELLS, AND PRIMARY T CELLS

In general, a whole cell patch clamp method is used to examine the effects of a compound of the invention on a channel that mediates I_{crac} . In such experiments, a baseline measurement is established for a patched cell. Then a compound to be tested is perfused (or puffed) to cells in the external solution and the effect of the compound on I_{crac} is measured. A compound that modulates I_{crac} (e.g., inhibits) is a compound that is useful in the invention for modulating CRAC ion channel activity.

10

1) RBL cells

Cells

Rat basophilic leukemia cells (RBL-2H3) were grown in DMEM media supplemented with 10% fetal bovine serum in an atmosphere of 95% air/5% CO₂. Cells were seeded on glass coverslips 1-3 days before use.

20

Recording Conditions

Membrane currents of individual cells were recorded using the whole-cell configuration of the patch clamp technique with an EPC10 (HEKA Elektronik, Lambrecht, Germany). Electrodes (2-5 M Ω in resistance) were fashioned from borosilicate glass capillary tubes (Sutter Instruments, Novato, Ca). The recordings were done at room temperature.

25

Intracellular pipette solution

The intracellular pipette solution contained Cs-Glutamate 120mM; CsCl 20mM; CsBAPTA 10mM; CsHEPES 10mM; NaCl 8mM; MgCl₂ 1mM; IP3 0.02mM; pH=7.4

30

adjusted with CsOH. The solution was kept on ice and shielded from light before the experiment was preformed.

Extracellular solution

5 The extracellular solution contained NaCl 138mM; NaHEPES, 10mM; CsCl 10mM; CaCl₂ 10mM; Glucose 5.5mM; KCl 5.4mM; KH₂PO₄ 0.4mM; Na₂HPO₄·H₂O 0.3mM at pH=7.4 adjusted with NaOH.

Compound treatment

Each compound was diluted from a 10 mM stock in series using DMSO. The final DMSO concentration was always kept at 0.1 %.

10 Experimental procedure

I_{CRAC} currents were monitored every 2 seconds using a 50 msec protocol, where the voltage was ramped from -100 mV to +100 mV. The membrane potential was held at 0 mV between the test ramps. In a typical experiment, the peak inward currents would develop within 50-100 seconds. Once the I_{CRAC} currents was stabilized, the
15 cells were perfused with a test compound in the extracellular solution. At the end of an experiment, the remaining I_{CRAC} currents were then challenged with a control compound (SKF96365, 10 μ M) to ensure that the current could still be inhibited.

Data analysis

The I_{CRAC} current level was determined by measuring the inward current amplitude
20 at -80 mV of the voltage ramp in an off-line analysis using MATLAB. The I_{CRAC} current inhibition for each concentration was calculated using peak amplitude in the beginning of the experiment from the same cell. The IC_{50} value and Hill coefficient for each compound is estimated by fitting all the individual data points to a single Hill equation.

25

Results

The table below shows the concentration of a compound of the invention which inhibits 50 % of the I_{CRAC} current in RBL cells. As can be seen from the data in the table, a representative compound of the invention inhibit I_{CRAC} current at
30 concentration of 60 nM.

Compound Number	IC ₅₀
1	60 nM
SKF96365	4 μ M

2) Jurkat cells

5 **Cells**

Jurkat T cells are grown on glass coverslips, transferred to the recording chamber and kept in a standard modified Ringer's solution of the following composition: NaCl 145mM, KCl 2.8mM, CsCl 10mM, CaCl₂ 10mM, MgCl₂ 2mM, glucose 10mM, HEPES-NaOH 10mM, pH 7.2.

10 **Extracellular Solution**

The external solution contained 10 mM CaNaR, 11.5 mM glucose and a test compound at various concentrations.

Intracellular Pipette Solution

15 The standard intracellular pipette solution contained: Cs-glutamate 145 mM, NaCl 8 mM, MgCl₂ 1 mM, ATP 0.5 mM, GTP 0.3 mM, pH 7.2 adjusted with CsOH. The solution is supplemented with a mixture of 10 mM Cs-BAPTA and 4.3-5.3 mM CaCl₂ to buffer [Ca²⁺]_i to resting levels of 100-150 nM.

Patch-clamp recordings

20 Patch-clamp experiments are performed in the tight-seal whole-cell configuration at 21-25°C. High-resolution current recordings are acquired by a computer-based patch-clamp amplifier system (EPC-9, HEKA, Lambrecht, Germany). Sylgard®-coated patch pipettes had resistances between 2-4 M Ω after filling with the standard intracellular solution. Immediately following establishment of the whole-cell configuration, voltage ramps of 50 ms duration spanning the voltage range of -100 to
25 +100 mV are delivered from a holding potential of 0 mV at a rate of 0.5 Hz over a period of 300 to 400 seconds. All voltages are corrected for a liquid junction potential of 10 mV between external and internal solutions. Currents are filtered at 2.3 kHz

and digitized at 100 μ s intervals. Capacitive currents and series resistance are determined and corrected before each voltage ramp using the automatic capacitance compensation of the EPC-9.

Data analysis

5 The very first ramps before activation of I_{CRAC} (usually 1 to 3) are digitally filtered at 2 kHz, pooled and used for leak-subtraction of all subsequent current records. The low-resolution temporal development of inward currents are extracted from the leak-corrected individual ramp current records by measuring the current amplitude at -80 mV or a voltage of choice.

10

Compounds of the invention are expected to inhibit I_{CRAC} current in Jurkat cells.

3) Primary T Cells

15 Preparation of Primary T Cells

Primary T cells are obtained from human whole blood samples by adding 100 μ L of RosetteSep® human T cell enrichment cocktail to 2 mL of whole blood. The mixture is incubated for 20 minutes at room temperature, then diluted with an equal volume of PBS containing 2% FBS. The mixture is layered on top of RosetteSep® DM-L
20 density medium and then centrifuged for 20 minutes at 1200 g at room temperature. The enriched T cells are recovered from the plasma/density medium interface, then washed with PBS containing 2% FBS twice, and used in patch clamp experiments following the procedure described for RBL cells.

25 Compounds of the invention are expected to inhibit I_{CRAC} current in human primary T cells.

EXAMPLE 4: INHIBITION OF MULTIPLE CYTOKINES IN PRIMARY HUMAN PBMCs

30 Peripheral blood mononuclear cells (PBMCs) are stimulated with phytohemagglutinin (PHA) in the presence of varying concentrations of compounds of the invention or cyclosporine A (CsA), a known inhibitor of cytokine production. Cytokine production is measured using commercially available human ELISA assay kits (from Cell

Science, Inc.) following the manufacturers instructions.

The compounds of the invention are potent inhibitors of IL-2, and are expected to be potent inhibitors of IL-4, IL-5, IL-13, GM-CSF, INF- γ and TNF- α in primary human
5 PBM cells. In addition, compounds of the invention are not expected to inhibit the anti-inflammatory cytokine, IL-10.

EXAMPLE 5: COMPOUNDS OF THE INVENTION ARE POTENT INHIBITORS OF DEGRANULATION IN RBL CELLS

Procedure:

The day before the assay is performed, RBL cells, that had been grown to confluence in a 96 well plate, are incubated at 37°C for at least 2 hours. The medium is replaced in each well with 100 μ L of fresh medium containing 2 μ Lg/mL of anti-DNP IgE.

On the following day, the cells are washed once with PRS (2.6 mM glucose and 0.1% BSA) and 160 μ L of PRS was added to each well. A test compound is added to a well in a 20 μ L solution at 10X of the desired concentration and incubated for 20 to 40 minutes at 37°C. 20 μ L of 10X mouse anti-IgE (10 μ L/mL) is added. SKF96365 is
20 used as a positive control. Maximum degranulation typically occurs between 15 to 40 minutes after addition of anti-IgE.

Results:

Compounds of the invention are expected to inhibit degranulation of RBL cells.

EXAMPLE 6: COMPOUNDS OF THE INVENTION ARE POTENT INHIBITORS OF CHEMOTAXIS IN T CELLS

T-cell isolation:

Twenty ml aliquots of heparinized whole blood (2 pig, 1 human) are subjected to density gradient centrifugation on Ficoll Hypaque. The buffy coat layers representing peripheral blood mononuclear cells (PBMCs) containing lymphocytes and monocytes are washed once, resuspended in 12 ml of incomplete RPMI 1640 and

then placed in gelatin-coated T75 culture flasks for 1 hr at 37°C. The non-adherent cells, representing peripheral blood lymphocytes (PBLs) depleted of monocytes, are resuspended in complete RPMI media and placed in loosely packed activated nylon wool columns that had been equilibrated with warm media. After 1 hr at 37°C, the non-adherent T cell populations are eluted by washing of the columns with additional media. The T cell preparations are centrifuged, resuspended in 5 ml of incomplete RPMI, and counted using a hemocytometer.

Cell migration assay:

Aliquots of each T cell preparation are labeled with Calcein AM (TefLabs) and suspended at a concentration of 2.4×10^6 /ml in HEPES-buffered Hank's Balanced Salt Solution containing 1.83 mM CaCl_2 and 0.8 mM MgCl_2 , pH 7.4 (HHBSS). An equal volume of HHBSS containing 0, 20 nM, 200 nM or 2000 nM of compound 1 or 20 nM EDTA is then added and the cells are incubated for 30 min at 37°C. Fifty μl aliquots of the cell suspensions (60,000 cells) are placed on the membrane (pore size 5 μm) of a Neuroprobe ChemoTx 96 well chemotaxis unit that had been affixed over wells containing 10 ng/ml MIP-1 α in HHBSS. The T cells are allowed to migrate for 2 hr at 37°C, after which the apical surface of the membrane is wiped clean of cells. The chemotaxis units are then placed in a CytoFlour 4000 (PerSeptive BioSystems) and the fluorescence of each well is measured (excitation and emission wavelengths of 450 and 530 nm, respectively). The number of migrating cells in each well is determined from a standard curve generated from measuring the fluorescence of serial two-fold dilutions of the labeled cells placed in the lower wells of the chemotaxis unit prior to affixing the membrane.

Results: Compounds of the invention are expected to be inhibitory to the chemotactic response of porcine T cells and in human T cells.

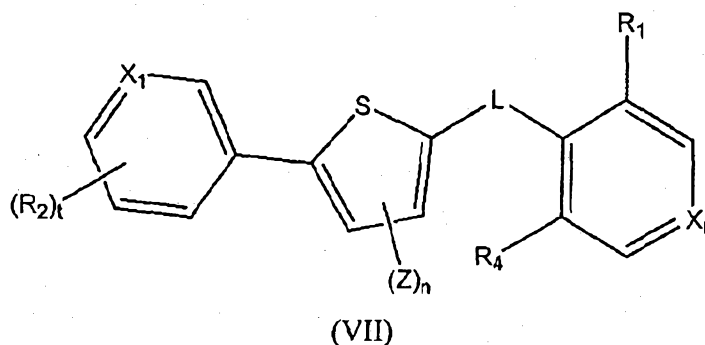
All publications, patent applications, patents, and other documents cited herein are incorporated by reference in their entirety. In case of conflict, the present specification, including definitions, will control. In addition, the materials, methods, and examples are illustrative only and not intended to be limiting in any way.

2006208043 06 Sep 2012

- 105 -

THE CLAIMS DEFINING THE INVENTION ARE AS FOLLOWS:

1. A compound represented by structural formula (VII):



or a pharmaceutically acceptable salt, solvate, clathrate, or prodrug thereof,

wherein:

L is a linker selected from the group consisting of -NR-C(O)- , -C(O)-NR- , -NR-C(S)- , -C(S)-NR- , $\text{-NR-C(NR}_8\text{)-}$, or $\text{-C(NR}_8\text{)-NR-}$;

- 10 X_1 is CH, CR_2 , or N;

X_6 is CH or N;

each Z is independently selected from the group consisting of a lower alkyl, a lower haloalkyl, a halo, a lower alkoxy, a lower alkyl sulfanyl, cyano, nitro, or lower haloalkoxy;

- 15 R, for each occurrence is independently selected from -H, an alkyl, -C(O)R_5 , or -C(O)OR_5 ;

- 20 R_1 , R_2 , and R_4 , for each occurrence are, independently, an optionally substituted alkyl, an optionally substituted alkenyl, an optionally substituted alkynyl, an optionally substituted cycloalkyl, an optionally substituted cycloalkenyl, an optionally substituted heterocyclyl, an optionally substituted aryl, an optionally substituted heteroaryl, an optionally substituted aralkyl, or an optionally substituted heteraralkyl, nitro, cyano, a halo, a haloalkyl, a haloalkoxy, -OR_5 , -SR_5 , $\text{-NR}_6\text{R}_7$, $\text{-C(X}_3\text{)R}_5$, $\text{-C(X}_3\text{)OR}_5$, $\text{-OC(X}_3\text{)R}_5$, $\text{-NR}_5\text{C(X}_3\text{)OR}_5$, $\text{-C(X}_3\text{)NR}_6\text{R}_7$, $\text{-NR}_5\text{C(X}_3\text{)R}_5$, $\text{-NR}_5\text{C(X}_3\text{)NR}_6\text{R}_7$, $\text{-OC(X}_3\text{)NR}_6\text{R}_7$, $\text{-C(X}_3\text{)SR}_5$, $\text{-SC(X}_3\text{)R}_5$, $\text{-S(O)}_p\text{R}_5$, $\text{-OS(O)}_p\text{R}_5$, $\text{-S(O)}_p\text{OR}_5$, $\text{-NR}_5\text{S(O)}_p\text{R}_5$, $\text{-S(O)}_p\text{NR}_6\text{R}_7$, $\text{-P(X}_4\text{)(R}_5\text{)}_2$, $\text{-P(X}_4\text{)(X}_5\text{R}_5\text{)(R}_5\text{)}$, $\text{-P(X}_4\text{)(X}_5\text{R}_5\text{)}_2$, $\text{-X}_5\text{P(X}_4\text{)(X}_5\text{R}_5\text{)}_2$, $\text{-X}_5\text{P(X}_4\text{)(R}_5\text{)(X}_5\text{R}_5\text{)}$, or $\text{-X}_5\text{P(X}_4\text{)(R}_5\text{)}_2$;

X_3 is =O, =S, or =NR₈;

X_4 is =O or =S;

2006208043 06 Sep 2012

- 106 -

X_5 is -O- or -S-;

R_5 , for each occurrence, is independently, H, an optionally substituted alkyl, an optionally substituted alkenyl, an optionally substituted alkynyl, an optionally substituted cycloalkyl, an optionally substituted cycloalkenyl, an optionally substituted heterocyclyl, an optionally substituted aryl, an optionally substituted heteroaryl, an optionally substituted aralkyl, or an optionally substituted heteraralkyl;

R_6 and R_7 , for each occurrence are, independently, H, an optionally substituted alkyl, an optionally substituted alkenyl, an optionally substituted alkynyl, an optionally substituted cycloalkyl, an optionally substituted cycloalkenyl, an optionally substituted heterocyclyl, an optionally substituted aryl, an optionally substituted heteroaryl, an optionally substituted aralkyl, or an optionally substituted heteraralkyl; or R_6 and R_7 taken together with the nitrogen to which they are attached are an optionally substituted heterocyclyl or optionally substituted heteroaryl;

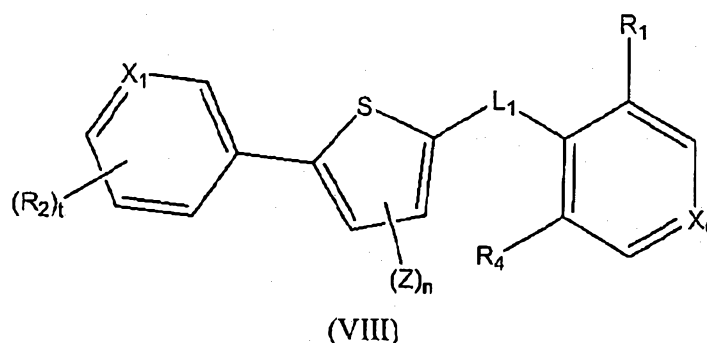
R_8 , for each occurrence, is independently -H, a halo, an alkyl, -OR₅, -NR₆R₇, -C(O)R₅, -C(O)OR₅, or -C(O)NR₆R₇;

n is zero or an integer from 1 to 2;

p , for each occurrence, is independently 1 or 2; and

t is zero or an integer from 1 to 4.

2. The compound of claim 1, wherein the compound is represented by structural formula (VIII):



or a pharmaceutically acceptable salt, solvate, clathrate, or prodrug thereof,

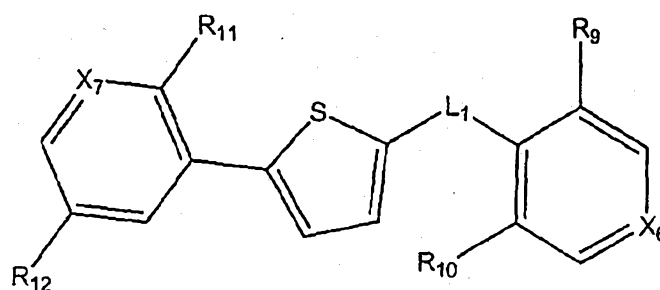
wherein:

L_1 is -NR-C(O)- or -C(O)-NR-.

2006208043 06 Sep 2012

- 107 -

3. The compound of claim 2, wherein R_1 and R_4 are each, independently, a halo, a lower alkyl, a lower haloalkyl, a lower alkoxy, or a lower haloalkoxy.
4. The compound of claim 2, wherein the compound is represented by structural
- 5 formula (IV):



(IV)

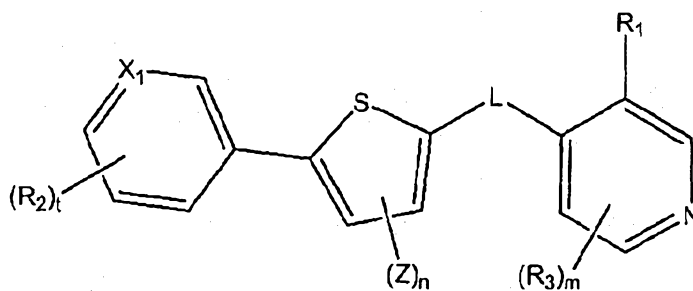
or a pharmaceutically acceptable salt, solvate, clathrate, or prodrug thereof,

wherein:

- 10 X_7 is CH or N;
- R_9 and R_{10} are each, independently, a halo, a lower alkyl, a lower haloalkyl, a lower alkoxy, or a lower haloalkoxy;
- R_{11} and R_{12} are each, independently, a halo, a lower alkyl, a lower haloalkyl, a lower alkoxy, a lower haloalkoxy, a 5-membered heteroaryl which is optionally
- 15 substituted with one to three lower alkyl groups, $-C(O)OR_{13}$, $-C(O)NR_{14}R_{15}$, or cyano; and
- R_{13} , R_{14} , and R_{15} , for each occurrence, are independently, H, a lower alkyl, or a lower alkyl substituted with an alkoxy group.

- 20 5. The compound of claim 2 or claim 4, wherein X_6 is CH.

6. A compound represented by structural formula (IX):



(IX)

or a pharmaceutically acceptable salt, solvate, clathrate, or prodrug thereof,
wherein:

L is a linker selected from the group consisting of $-NR-C(O)-$, $-C(O)-NR-$, $-NR-C(S)-$, $-C(S)-NR-$, $-NR-C(NR_8)-$, or $-C(NR_8)-NR-$;

5 X_1 is CH , CR_2 , or N ;

each Z is independently selected from the group consisting of a lower alkyl, a lower haloalkyl, a halo, a lower alkoxy, a lower alkyl sulfanyl, cyano, nitro, or lower haloalkoxy;

R, for each occurrence is independently selected from $-H$, an alkyl, $-C(O)R_5$, or
10 $-C(O)OR_5$;

R_1 , and R_2 and R_3 , for each occurrence are, independently, an optionally substituted alkyl, an optionally substituted alkenyl, an optionally substituted alkynyl, an optionally substituted cycloalkyl, an optionally substituted cycloalkenyl, an optionally substituted heterocyclyl, an optionally substituted aryl, an optionally substituted
15 heteroaryl, an optionally substituted aralkyl, or an optionally substituted heteraralkyl, nitro, cyano, a halo, a haloalkyl, a haloalkoxy, $-OR_5$, $-SR_5$, $-NR_6R_7$, $-C(X_3)R_5$, $-C(X_3)OR_5$, $-OC(X_3)R_5$, $-NR_5C(X_3)OR_5$, $-C(X_3)NR_6R_7$, $-NR_5C(X_3)R_5$, $-NR_5C(X_3)NR_6R_7$, $-OC(X_3)NR_6R_7$, $-C(X_3)SR_5$, $-SC(X_3)R_5$, $-S(O)_pR_5$, $-OS(O)_pR_5$, $-S(O)_pOR_5$, $-NR_5S(O)_pR_5$, $-S(O)_pNR_6R_7$, $-P(X_4)(R_5)_2$, $-P(X_4)(X_5R_5)(R_5)$,
20 $-P(X_4)(X_5R_5)_2$, $-X_5P(X_4)(X_5R_5)_2$, $-X_5P(X_4)(R_5)(X_5R_5)$, or $-X_5P(X_4)(R_5)_2$;

X_3 is $=O$, $=S$, or $=NR_8$;

X_4 is $=O$ or $=S$;

X_5 is $-O-$ or $-S-$;

R_5 , for each occurrence, is independently, H , an optionally substituted alkyl, an
25 optionally substituted alkenyl, an optionally substituted alkynyl, an optionally substituted cycloalkyl, an optionally substituted cycloalkenyl, an optionally substituted heterocyclyl, an optionally substituted aryl, an optionally substituted heteroaryl, an optionally substituted aralkyl, or an optionally substituted heteraralkyl;

R_6 and R_7 , for each occurrence are, independently, H , an optionally substituted
30 alkyl, an optionally substituted alkenyl, an optionally substituted alkynyl, an optionally substituted cycloalkyl, an optionally substituted cycloalkenyl, an optionally substituted heterocyclyl, an optionally substituted aryl, an optionally substituted heteroaryl, an optionally substituted aralkyl, or an optionally substituted heteraralkyl; or R_6 and R_7

2006208043 06 Sep 2012

- 109 -

taken together with the nitrogen to which they are attached are an optionally substituted heterocyclyl or optionally substituted heteroaryl;

R_8 , for each occurrence, is independently $-H$, a halo, an alkyl, $-OR_5$, $-NR_6R_7$, $-C(O)R_5$, $-C(O)OR_5$, or $-C(O)NR_6R_7$;

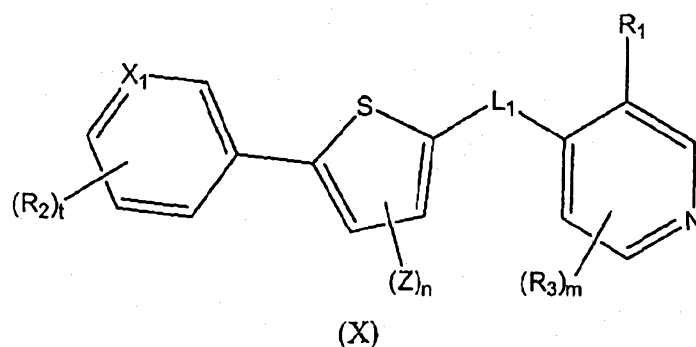
5 n is zero or an integer from 1 to 2;

p , for each occurrence, is independently 1 or 2;

m is zero or an integer from 1 to 3; and

t is zero or an integer from 1 to 4.

10 7. The compound of claim 6, wherein the compound is represented by structural formula (X):

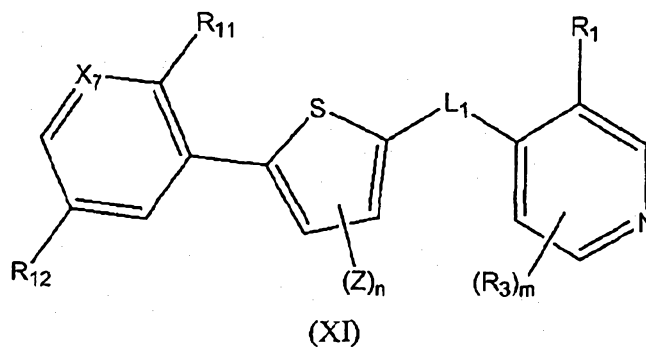


or a pharmaceutically acceptable salt, solvate, clathrate, or prodrug thereof,

15 wherein:

L_1 is $-NR-C(O)-$ or $-C(O)-NR-$.

8. The compound of claim 7, wherein the compound is represented by structural formula (XI):



or a pharmaceutically acceptable salt, solvate, clathrate, or prodrug thereof,

20 wherein:

X_7 is CH or N;

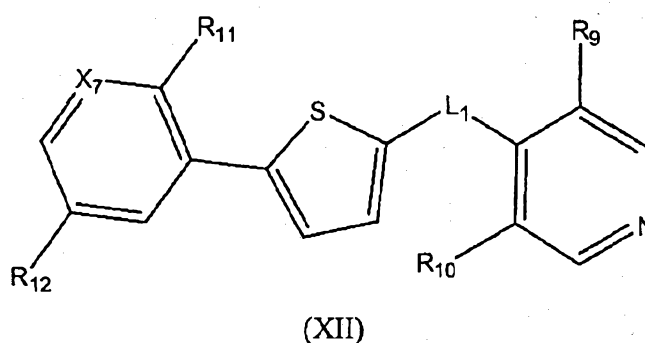
2006208043 06 Sep 2012

- 110 -

R_{11} and R_{12} are each, independently, a halo, a lower alkyl, a lower haloalkyl, a lower alkoxy, a lower haloalkoxy, a 5-membered heteroaryl which is optionally substituted with one to three lower alkyl groups, $-C(O)OR_{13}$, $-C(O)NR_{14}R_{15}$, or cyano; and

- 5 R_{13} , R_{14} , and R_{15} , for each occurrence, are independently, H, a lower alkyl, or a lower alkyl substituted with an alkoxy group.

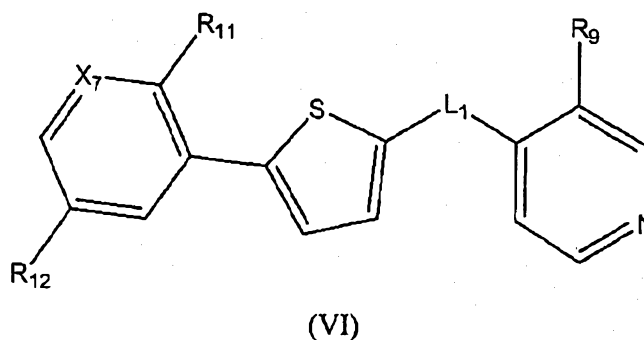
9. The compound of claim 8, wherein the compound is represented by structural formula (XII):



or a pharmaceutically acceptable salt, solvate, clathrate, or prodrug thereof, wherein:

- 15 R_9 and R_{10} are each, independently, a halo, a lower alkyl, a lower haloalkyl, a lower alkoxy, or a lower haloalkoxy.

10. The compound of claim 9, wherein the compound is represented by structural formula (VI):



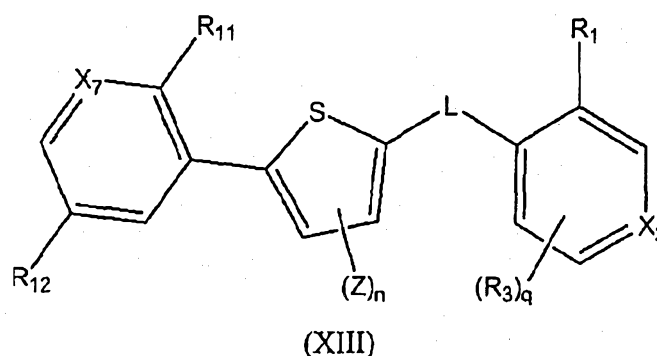
or a pharmaceutically acceptable salt, solvate, clathrate, or prodrug thereof, wherein:

R_9 is a halo, a lower alkyl, a lower haloalkyl, a lower alkoxy, or a lower haloalkoxy.

2006208043 06 Sep 2012

- 111 -

11. A compound represented by structural formula (XIII):



5 or a pharmaceutically acceptable salt, solvate, clathrate, or prodrug thereof,
wherein:

L is a linker selected from the group consisting of -NR-C(O)- , -C(O)-NR- , -NR-C(S)- , -C(S)-NR- , $\text{-NR-C(NR}_8\text{)-}$, or $\text{-C(NR}_8\text{)-NR-}$;

X_2 is CH, CR_3 , or N;

10 X_7 is CH or N;

each Z is independently selected from the group consisting of a lower alkyl, a lower haloalkyl, a halo, a lower alkoxy, a lower alkyl sulfanyl, cyano, nitro, or lower haloalkoxy;

R, for each occurrence is independently selected from -H, an alkyl, -C(O)R_5 , or
15 -C(O)OR_5 ;

R_1 and R_3 , for each occurrence are, independently, an optionally substituted alkyl, an optionally substituted alkenyl, an optionally substituted alkynyl, an optionally substituted cycloalkyl, an optionally substituted cycloalkenyl, an optionally substituted heterocyclyl, an optionally substituted aryl, an optionally substituted heteroaryl, an
20 optionally substituted aralkyl, or an optionally substituted heteraralkyl, nitro, cyano, a halo, a haloalkyl, a haloalkoxy, -OR_5 , -SR_5 , $\text{-NR}_6\text{R}_7$, $\text{-C(X}_3\text{)R}_5$, $\text{-C(X}_3\text{)OR}_5$, $\text{-OC(X}_3\text{)R}_5$, $\text{-NR}_5\text{C(X}_3\text{)OR}_5$, $\text{-C(X}_3\text{)NR}_6\text{R}_7$, $\text{-NR}_5\text{C(X}_3\text{)R}_5$, $\text{-NR}_5\text{C(X}_3\text{)NR}_6\text{R}_7$, $\text{-OC(X}_3\text{)NR}_6\text{R}_7$, $\text{-C(X}_3\text{)SR}_5$, $\text{-SC(X}_3\text{)R}_5$, $\text{-S(O)}_p\text{R}_5$, $\text{-OS(O)}_p\text{R}_5$, $\text{-S(O)}_p\text{OR}_5$, $\text{-NR}_5\text{S(O)}_p\text{R}_5$, $\text{-S(O)}_p\text{NR}_6\text{R}_7$, $\text{-P(X}_4\text{)(R}_5\text{)}_2$, $\text{-P(X}_4\text{)(X}_5\text{R}_5\text{)(R}_5\text{)}$, $\text{-P(X}_4\text{)(X}_5\text{R}_5\text{)}_2$,
25 $\text{-X}_5\text{P(X}_4\text{)(X}_5\text{R}_5\text{)}_2$, $\text{-X}_5\text{P(X}_4\text{)(R}_5\text{)(X}_5\text{R}_5\text{)}$, or $\text{-X}_5\text{P(X}_4\text{)(R}_5\text{)}_2$;

X_3 is =O , =S , or =NR_8 ;

X_4 is =O or =S ;

X_5 is -O- or -S- ;

2006208043 06 Sep 2012

- 112 -

R_5 , for each occurrence, is independently, H, an optionally substituted alkyl, an optionally substituted alkenyl, an optionally substituted alkynyl, an optionally substituted cycloalkyl, an optionally substituted cycloalkenyl, an optionally substituted heterocyclyl, an optionally substituted aryl, an optionally substituted heteroaryl, an optionally substituted aralkyl, or an optionally substituted heteraralkyl;

R_6 and R_7 , for each occurrence are, independently, H, an optionally substituted alkyl, an optionally substituted alkenyl, an optionally substituted alkynyl, an optionally substituted cycloalkyl, an optionally substituted cycloalkenyl, an optionally substituted heterocyclyl, an optionally substituted aryl, an optionally substituted heteroaryl, an optionally substituted aralkyl, or an optionally substituted heteraralkyl; or R_6 and R_7 taken together with the nitrogen to which they are attached are an optionally substituted heterocyclyl or optionally substituted heteroaryl;

R_8 , for each occurrence, is independently -H, a halo, an alkyl, -OR₅, -NR₆R₇, -C(O)R₅, -C(O)OR₅, or -C(O)NR₆R₇;

R_{11} and R_{12} are each, independently, a halo, a lower alkyl, a lower haloalkyl, a lower alkoxy, a lower haloalkoxy, a 5-membered heteroaryl which is optionally substituted with one to three lower alkyl groups, -C(O)OR₁₃, -C(O)NR₁₄R₁₅, or cyano;

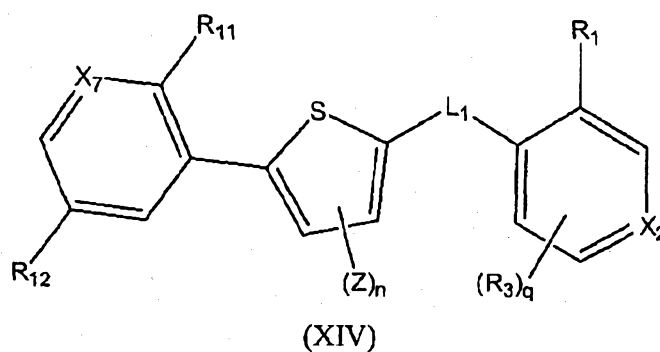
R_{13} , R_{14} , and R_{15} , for each occurrence, are independently, H, a lower alkyl, or a lower alkyl substituted with an alkoxy group;

n is zero or an integer from 1 to 2;

p , for each occurrence, is independently 1 or 2; and

q is zero or an integer from 1 to 3.

12. The compound of claim 11, wherein the compound is represented by structural formula (XIV):



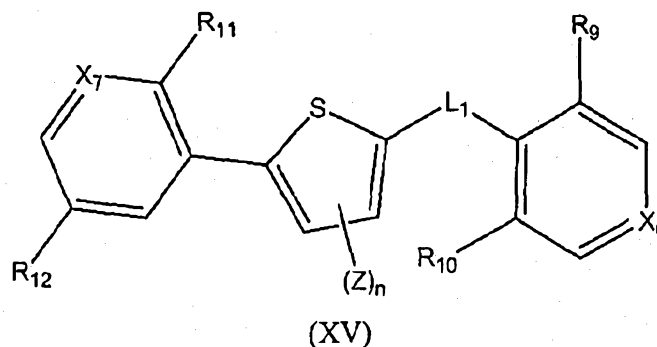
2006208043 06 Sep 2012

- 113 -

or a pharmaceutically acceptable salt, solvate, clathrate, or prodrug thereof,
wherein:

L_1 is $-NR-C(O)-$ or $-C(O)-NR-$.

- 5 13. The compound of claim 12, wherein the compound is represented by structural formula (XV):



- or a pharmaceutically acceptable salt, solvate, clathrate, or prodrug thereof,
10 wherein:
 X_6 is CH or N;
 R_9 and R_{10} are each, independently, a halo, a lower alkyl, a lower haloalkyl, a lower alkoxy, or a lower haloalkoxy.

- 15 14. The compound of any one of claims 3, 8 or 13, wherein n is 0.

15. The compound of claim 14, wherein X_2 is CH.

16. The compound of claim 9 or claim 15, wherein X_7 is N.

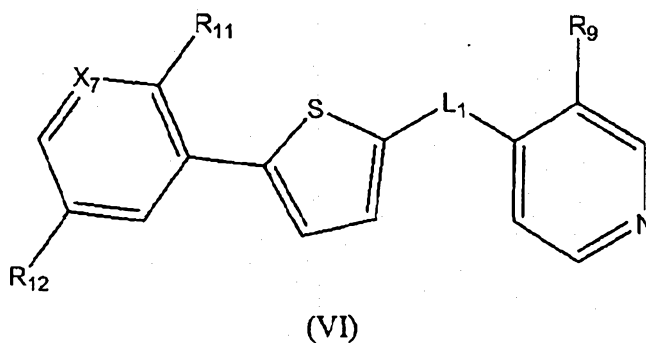
20

17. The compound of any one of claims 4, 9 or 15, wherein R_9 and R_{10} are each, independently, a halo.

18. The compound of claim 12, wherein the compound is represented by structural
25 formula (VI):

2006208043 06 Sep 2012

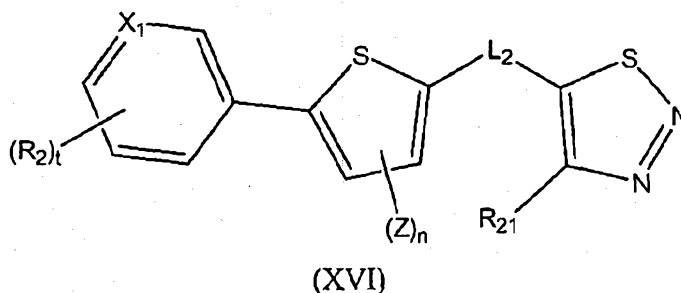
- 114 -



or a pharmaceutically acceptable salt, solvate, clathrate, or prodrug thereof,

wherein:

- 5 R_9 is a halo, a lower alkyl, a lower haloalkyl, a lower alkoxy, or a lower haloalkoxy.
19. The compound of any one of claims 5, 9, 10, 15 or 18, wherein X_7 is CH.
- 10 20. The compound of claim 10 or claim 18, wherein R_9 is a lower alkyl or a halo.
21. A compound represented by structural formula (XVI):



- 15 or a pharmaceutically acceptable salt, solvate, clathrate, or prodrug thereof,
- wherein:
- L_2 is a linker selected from the group consisting of $-NR-C(O)-$, $-C(O)-NR-$, $-NR-C(S)-$, $-C(S)-NR-$, $-CH_2NR-$, $-NRCH_2-$, $-C(O)-$, $-C(S)-$, $-NR-C(NR_8)-$, or $-C(NR_8)-NR-$;
- X_1 is CH, CR_2 , or N;
- 20 each Z is independently selected from the group consisting of a lower alkyl, a lower haloalkyl, a halo, a lower alkoxy, a lower alkyl sulfanyl, cyano, nitro, or lower haloalkoxy;
- R , for each occurrence is independently selected from $-H$, an alkyl, $-C(O)R_5$, or $-C(O)OR_5$;

2006208043 06 Sep 2012

- 115 -

R_2 , for each occurrence is, independently, an optionally substituted alkyl, an optionally substituted alkenyl, an optionally substituted alkynyl, an optionally substituted cycloalkyl, an optionally substituted cycloalkenyl, an optionally substituted heterocyclyl, an optionally substituted aryl, an optionally substituted heteroaryl, an optionally substituted aralkyl, or an optionally substituted heteraralkyl, nitro, cyano, a halo, a haloalkyl, a haloalkoxy, $-OR_5$, $-SR_5$, $-NR_6R_7$, $-C(X_3)R_5$, $-C(X_3)OR_5$, $-OC(X_3)R_5$, $-NR_5C(X_3)OR_5$, $-C(X_3)NR_6R_7$, $-NR_5C(X_3)R_5$, $-NR_5C(X_3)NR_6R_7$, $-OC(X_3)NR_6R_7$, $-C(X_3)SR_5$, $-SC(X_3)R_5$, $-S(O)_pR_5$, $-OS(O)_pR_5$, $-S(O)_pOR_5$, $-NR_5S(O)_pR_5$, $-S(O)_pNR_6R_7$, $-P(X_4)(R_5)_2$, $-P(X_4)(X_5R_5)(R_5)$, $-P(X_4)(X_5R_5)_2$, $-X_5P(X_4)(X_5R_5)_2$, $-X_5P(X_4)(R_5)(X_5R_5)$, or $-X_5P(X_4)(R_5)_2$;

R_{21} is H, an optionally substituted alkyl, an optionally substituted alkenyl, an optionally substituted alkynyl, an optionally substituted cycloalkyl, an optionally substituted cycloalkenyl, an optionally substituted heterocyclyl, an optionally substituted aryl, an optionally substituted heteroaryl, an optionally substituted aralkyl, or an optionally substituted heteraralkyl, nitro, cyano, a halo, a haloalkyl, a haloalkoxy, $-OR_5$, $-SR_5$, $-NR_6R_7$, $-C(X_3)R_5$, $-C(X_3)OR_5$, $-OC(X_3)R_5$, $-NR_5C(X_3)OR_5$, $-C(X_3)NR_6R_7$, $-NR_5C(X_3)R_5$, $-NR_5C(X_3)NR_6R_7$, $-OC(X_3)NR_6R_7$, $-C(X_3)SR_5$, $-SC(X_3)R_5$, $-S(O)_pR_5$, $-OS(O)_pR_5$, $-S(O)_pOR_5$, $-NR_5S(O)_pR_5$, $-S(O)_pNR_6R_7$, $-P(X_4)(R_5)_2$, $-P(X_4)(X_5R_5)(R_5)$, $-P(X_4)(X_5R_5)_2$, $-X_5P(X_4)(X_5R_5)_2$, $-X_5P(X_4)(R_5)(X_5R_5)$, or $-X_5P(X_4)(R_5)_2$;

X_3 is $=O$, $=S$, or $=NR_8$;

X_4 is $=O$ or $=S$;

X_5 is $-O-$ or $-S-$;

R_5 , for each occurrence, is independently, H, an optionally substituted alkyl, an optionally substituted alkenyl, an optionally substituted alkynyl, an optionally substituted cycloalkyl, an optionally substituted cycloalkenyl, an optionally substituted heterocyclyl, an optionally substituted aryl, an optionally substituted heteroaryl, an optionally substituted aralkyl, or an optionally substituted heteraralkyl;

R_6 and R_7 , for each occurrence are, independently, H, an optionally substituted alkyl, an optionally substituted alkenyl, an optionally substituted alkynyl, an optionally substituted cycloalkyl, an optionally substituted cycloalkenyl, an optionally substituted heterocyclyl, an optionally substituted aryl, an optionally substituted heteroaryl, an optionally substituted aralkyl, or an optionally substituted heteraralkyl; or R_6 and R_7

2006208043 06 Sep 2012

- 116 -

taken together with the nitrogen to which they are attached are an optionally substituted heterocyclyl or optionally substituted heteroaryl;

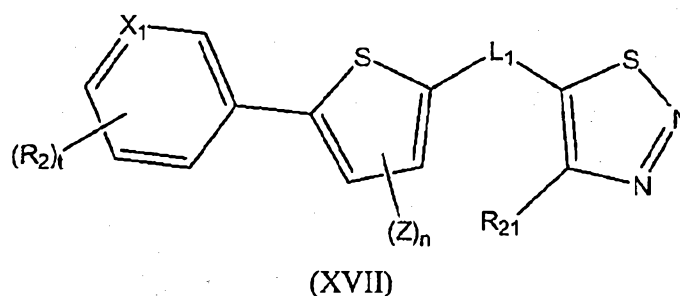
R_8 , for each occurrence, is independently $-H$, a halo, an alkyl, $-OR_5$, $-NR_6R_7$, $-C(O)R_5$, $-C(O)OR_5$, or $-C(O)NR_6R_7$;

5 n is zero or an integer from 1 to 2;

p , for each occurrence, is independently 1 or 2; and

t is zero or an integer from 1 to 4.

22. The compound of claim 21, wherein the compound is represented by structural
10 formula (XVII):

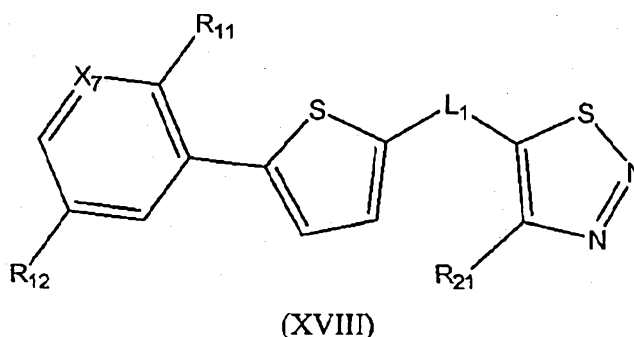


or a pharmaceutically acceptable salt, solvate, clathrate, or prodrug thereof,

wherein:

15 L_1 is $-NH-C(O)-$ or $-C(O)-NH-$.

23. The compound of claim 22, wherein the compound is represented by structural
formula (XVIII):



or a pharmaceutically acceptable salt, solvate, clathrate, or prodrug thereof,

wherein:

X_7 is CH or N;

2006208043 06 Sep 2012

- 117 -

R_{11} and R_{12} are each, independently, a halo, a lower alkyl, a lower haloalkyl, a lower alkoxy, a lower haloalkoxy, a 5-membered heteroaryl which is optionally substituted with one to three lower alkyl groups, $-C(O)OR_{13}$, $-C(O)NR_{14}R_{15}$, or cyano;

R_{13} , R_{14} , and R_{15} , for each occurrence, are independently, H, a lower alkyl, or a lower alkyl substituted with an alkoxy group.

24. The compound of claim 23, wherein:

X_7 is CH;

R_{11} is a halo or a lower alkyl;

10 R_{12} is a furanyl, a thiophenyl, an oxazolyl, an isoxazolyl, a thiazolyl, an isothiazolyl, an oxadiazolyl, or a thiadiazolyl, each of which is optionally substituted with one or more substituents selected from the group consisting of a halo or a loweralkyl; and

R_{21} is H or a lower alkyl.

15

25. A compound selected from the group consisting of:

5-(2-Chloro-5-trifluoromethyl-phenyl)-thiophene-2-carboxylic acid (2,6-difluoro-phenyl)-amide;

5-(2-Chloro-5-trifluoromethyl-phenyl)-thiophene-2-carboxylic acid (3-methyl-pyridin-4-yl)-amide;

3-[5-(2,6-Difluoro-phenylcarbamoyl)-thiophen-2-yl]-4-methyl-benzoic acid methyl ester;

4-Methyl-3-[5-(3-methyl-pyridin-4-ylcarbamoyl)-thiophen-2-yl]-benzoic acid methyl ester;

3-[5-(2,6-Difluoro-phenylcarbamoyl)-thiophen-2-yl]-4-methyl-benzoic acid propyl ester;

3-[5-(2,6-Difluoro-phenylcarbamoyl)-thiophen-2-yl]-4-methyl-benzoic acid 2-methoxy-ethyl ester;

4-Chloro-3-[5-(2,6-difluoro-phenylcarbamoyl)-thiophen-2-yl]-benzoic acid methyl ester;

4-Chloro-3-[5-(2,6-difluoro-phenylcarbamoyl)-thiophen-2-yl]-benzoic acid ethyl ester;

4-Chloro-3-[5-(2,6-difluoro-phenylcarbamoyl)-thiophen-2-yl]-benzoic acid propyl ester;

4-Chloro-3-[5-(2,6-difluoro-phenylcarbamoyl)-thiophen-2-yl]-benzoic acid 2-methoxy-ethyl ester;

5-(5-Furan-2-yl-2-methoxy-pyridin-3-yl)-thiophene-2-carboxylic acid (2,6-difluoro-phenyl)-amide;

2006208043 06 Sep 2012

- 118 -

- 5-(5-Furan-3-yl-2-methoxy-pyridin-3-yl)-thiophene-2-carboxylic acid (2,6-difluoro-phenyl)-amide;
- 5-(5-Chloro-2-methoxy-pyridin-3-yl)-thiophene-2-carboxylic acid (2,6-difluoro-phenyl)-amide;
- 5-(5-Bromo-2-methoxy-pyridin-3-yl)-thiophene-2-carboxylic acid (2,6-difluoro-phenyl)-amide;
- 5-(2-Ethyl-5-trifluoromethyl-phenyl)-thiophene-2-carboxylic acid (2,6-difluoro-phenyl)-amide;
- 5-(2-Methyl-5-trifluoromethyl-phenyl)-thiophene-2-carboxylic acid (2,6-difluoro-phenyl)-amide;
- 5-(5-Carbamoyl-2-methyl-phenyl)-thiophene-2-carboxylic acid (2,6-difluoro-phenyl)-amide;
- 5-(5-Carbamoyl-2-methyl-phenyl)-thiophene-2-carboxylic acid (2,6-difluoro-phenyl)-amide;
- 4-[5-(2,6-Difluoro-phenylcarbamoyl)-thiophen-2-yl]-3-methyl-benzoic acid methyl ester;
- 4-[5-(2,6-Difluoro-phenylcarbamoyl)-thiophen-2-yl]-3-methyl-benzoic acid ethyl ester;
- 4-[5-(2,6-Difluoro-phenylcarbamoyl)-thiophen-2-yl]-3-methyl-benzoic acid propyl ester;
- 4-[5-(2,6-Difluoro-phenylcarbamoyl)-thiophen-2-yl]-3-methyl-benzoic acid 2-methoxy-ethyl ester;
- 3-Chloro-4-[5-(2,6-difluoro-phenylcarbamoyl)-thiophen-2-yl]-benzoic acid methyl ester;
- 3-Chloro-4-[5-(2,6-difluoro-phenylcarbamoyl)-thiophen-2-yl]-benzoic acid ethyl ester;
- 4-Chloro-3-[5-(2,6-difluoro-phenylcarbamoyl)-thiophen-2-yl]-benzoic acid propyl ester;
- 3-Chloro-4-[5-(2,6-difluoro-phenylcarbamoyl)-thiophen-2-yl]-benzoic acid 2-methoxy-ethyl ester;
- 5-(5-Furan-2-yl-2-methoxy-pyridin-3-yl)-thiophene-2-carboxylic acid (3-fluoro-pyridin-4-yl)-amide;
- 5-(5-Furan-3-yl-2-methoxy-pyridin-3-yl)-thiophene-2-carboxylic acid (3-fluoro-pyridin-4-yl)-amide;
- 5-(5-Chloro-2-methoxy-pyridin-3-yl)-thiophene-2-carboxylic acid (3-fluoro-pyridin-4-yl)-amide;
- 5-(5-Bromo-2-methoxy-pyridin-3-yl)-thiophene-2-carboxylic acid (3-fluoro-pyridin-4-yl)-amide;
- 5-(2-Ethyl-5-trifluoromethyl-phenyl)-thiophene-2-carboxylic acid (3-fluoro-pyridin-4-yl)-amide;

2006208043 06 Sep 2012

- 119 -

- 5-(2-Methyl-5-trifluoromethyl-phenyl)-thiophene-2-carboxylic acid (3-fluoro-pyridin-4-yl)-amide;
- 5-(5-Carbamoyl-2-methyl-phenyl)-thiophene-2-carboxylic acid (3-fluoro-pyridin-4-yl)-amide;
- 5-(5-Cyano-2-methyl-phenyl)-thiophene-2-carboxylic acid (3-fluoro-pyridin-4-yl)-amide;
- 3-[5-(3,5-Difluoro-pyridin-4-ylcarbamoyl)-thiophen-2-yl]-4-methyl- benzoic acid methyl ester;
- 3-[5-(3,5-Difluoro-pyridin-4-ylcarbamoyl)-thiophen-2-yl]-4-methyl- benzoic acid ethyl ester;
- 3-[5-(3,5-Difluoro-pyridin-4-ylcarbamoyl)-thiophen-2-yl]-4-methyl- benzoic acid propyl ester;
- 3-[5-(3,5-Difluoro-pyridin-4-ylcarbamoyl)-thiophen-2-yl]-4-methyl -benzoic acid 2-methoxyethyl ester;
- 4-Chloro-3-[5-(3,5-difluoro-pyridin-4-ylcarbamoyl)-thiophen-2-yl]- benzoic acid methyl ester;
- 4-Chloro-3-[5-(3,5-difluoro-pyridin-4-ylcarbamoyl)-thiophen-2-yl]- benzoic acid ethyl ester;
- 4-Chloro-3-[5-(3,5-difluoro-pyridin-4-ylcarbamoyl)-thiophen-2-yl]- benzoic acid propyl ester;
- 4-Chloro-3-[5-(3,5-difluoro-pyridin-4-ylcarbamoyl)-thiophen-2-yl]- benzoic acid 2-methoxyethyl ester;
- 5-(5-Furan-2-yl-2-methoxy-pyridin-3-yl)-thiophene-2-carboxylic acid (3,5-difluoro-pyridin-4-yl)-amide;
- 5-(5-Furan-3-yl-2-methoxy-pyridin-3-yl)-thiophene-2-carboxylic acid (3,5-difluoro-pyridin-4-yl)-amide;
- 5-(5-Chloro-2-methoxy-pyridin-3-yl)-thiophene-2-carboxylic acid (3,5-difluoro-pyridin-4-yl)-amide;
- 5-(5-Bromo-2-methoxy-pyridin-3-yl)-thiophene-2-carboxylic acid (3,5-difluoro-pyridin-4-yl)-amide;
- 5-(2-Ethyl-5-trifluoromethyl-phenyl)-thiophene-2-carboxylic acid (3,5-difluoro-pyridin-4-yl)-amide;
- 5-(2-Methyl-5-trifluoromethyl-phenyl)-thiophene-2-carboxylic acid (3,5-difluoro-pyridin-4-yl)-amide;
- 5-(5-Carbamoyl-2-methyl-phenyl)-thiophene-2-carboxylic acid (3,5-difluoro-pyridin-4-yl)-amide;

2006208043 06 Sep 2012

- 120 -

- 5-(5-Cyano-2-methyl-phenyl)-thiophene-2-carboxylic acid (3,5-difluoro-pyridin-4-yl)-amide;
4-Methyl-3-[5-(3-methyl-pyridin-4-ylcarbamoyl)-thiophen-2-yl]-benzoic acid methyl ester;
4-Methyl-3-[5-(3-methyl-pyridin-4-ylcarbamoyl)-thiophen-2-yl]-benzoic acid ethyl ester;
4-Methyl-3-[5-(3-methyl-pyridin-4-ylcarbamoyl)-thiophen-2-yl]-benzoic acid propyl ester;
4-Methyl-3-[5-(3-methyl-pyridin-4-ylcarbamoyl)-thiophen-2-yl]-benzoic acid 2-methoxy-ethyl ester;
4-Chloro-3-[5-(3-methyl-pyridin-4-ylcarbamoyl)-thiophen-2-yl]-benzoic acid methyl ester;
4-Chloro-3-[5-(3-methyl-pyridin-4-ylcarbamoyl)-thiophen-2-yl]-benzoic acid ethyl ester;
4-Chloro-3-[5-(3-methyl-pyridin-4-ylcarbamoyl)-thiophen-2-yl]-benzoic acid propyl ester;
4-Chloro-3-[5-(3-methyl-pyridin-4-ylcarbamoyl)-thiophen-2-yl]-benzoic acid 2-methoxy-ethyl ester;
5-(5-Furan-2-yl-2-methoxy-pyridin-3-yl)-thiophene-2-carboxylic acid (3-methyl-pyridin-4-yl)-amide;
5-(5-Furan-3-yl-2-methoxy-pyridin-3-yl)-thiophene-2-carboxylic acid (3-methyl-pyridin-4-yl)-amide;
5-(5-Chloro-2-methoxy-pyridin-3-yl)-thiophene-2-carboxylic acid (3-methyl-pyridin-4-yl)-amide;
5-(5-Bromo-2-methoxy-pyridin-3-yl)-thiophene-2-carboxylic acid (3-methyl-pyridin-4-yl)-amide;
5-(2-Ethyl-5-trifluoromethyl-phenyl)-thiophene-2-carboxylic acid (3-methyl-pyridin-4-yl)-amide;
5-(2-Methyl-5-trifluoromethyl-phenyl)-thiophene-2-carboxylic acid (3-methyl-pyridin-4-yl)-amide;
5-(5-Carbamoyl-2-methyl-phenyl)-thiophene-2-carboxylic acid (3-methyl-pyridin-4-yl)-amide;
5-(5-Cyano-2-methyl-phenyl)-thiophene-2-carboxylic acid (3-methyl-pyridin-4-yl)-amide;
3-[5-(2,6-Difluoro-phenylcarbamoyl)-thiophen-2-yl]-4-methyl-benzoic acid ethyl ester;
[5-(2-Chloro-5-trifluoromethyl-phenyl)-thiophen-2-ylmethyl]-(2,6-difluoro-phenyl)-amine;
3-Fluoro-N-[5-(5-isoxazol-5-yl-2-methyl-phenyl)-thiophen-2-yl]-isonicotinamide;
N-[5-(5-Isioxazol-5-yl-2-methyl-phenyl)-thiophen-2-yl]-3-methyl-isonicotinamide;
3,5-Difluoro-N-[5-(5-isoxazol-5-yl-2-methyl-phenyl)-thiophen-2-yl]-isonicotinamide;
3-Fluoro-N-[5-(5-isothiazol-5-yl-2-methyl-phenyl)-thiophen-2-yl]-isonicotinamide;
N-[5-(5-Isiothiazol-5-yl-2-methyl-phenyl)-thiophen-2-yl]-3-methyl-isonicotinamide;

2006208043 06 Sep 2012

- 121 -

3,5-Difluoro-N-[5-(5-isothiazol-5-yl-2-methyl-phenyl)-thiophen-2-yl]-isonicotinamide;
 N-[5-(2-Chloro-5-isoxazol-5-yl-phenyl)-thiophen-2-yl]-3-fluoro-isonicotinamide;
 N-[5-(2-Chloro-5-isoxazol-5-yl-phenyl)-thiophen-2-yl]-3-methyl-isonicotinamide;
 N-[5-(2-Chloro-5-isoxazol-5-yl-phenyl)-thiophen-2-yl]-3,5-difluoro-isonicotinamide;
 3-Fluoro-N-[5-(2-methyl-5-oxazol-5-yl-phenyl)-thiophen-2-yl]-isonicotinamide;
 3-Methyl-N-[5-(2-methyl-5-oxazol-5-yl-phenyl)-thiophen-2-yl]-isonicotinamide;
 3,5-Difluoro-N-[5-(2-methyl-5-oxazol-5-yl-phenyl)-thiophen-2-yl]-isonicotinamide;
 3-Fluoro-N-[5-(2-methyl-5-thiazol-5-yl-phenyl)-thiophen-2-yl]-isonicotinamide;
 3-Methyl-N-[5-(2-methyl-5-thiazol-5-yl-phenyl)-thiophen-2-yl]-isonicotinamide;
 3,5-Difluoro-N-[5-(2-methyl-5-thiazol-5-yl-phenyl)-thiophen-2-yl]-isonicotinamide;
 N-[5-(2-Chloro-5-oxazol-5-yl-phenyl)-thiophen-2-yl]-3-fluoro-isonicotinamide;
 N-[5-(2-Chloro-5-oxazol-5-yl-phenyl)-thiophen-2-yl]-3-methyl-isonicotinamide;
 N-[5-(2-Chloro-5-oxazol-5-yl-phenyl)-thiophen-2-yl]-3,5-difluoro-isonicotinamide;
 3-Fluoro-N-[5-(2-methyl-5-oxazol-2-yl-phenyl)-thiophen-2-yl]-isonicotinamide;
 3-Methyl-N-[5-(2-methyl-5-oxazol-2-yl-phenyl)-thiophen-2-yl]-isonicotinamide;
 3,5-Difluoro-N-[5-(2-methyl-5-oxazol-2-yl-phenyl)-thiophen-2-yl]-isonicotinamide;
 3-Fluoro-N-[5-(2-methyl-5-thiazol-2-yl-phenyl)-thiophen-2-yl]-isonicotinamide;
 3-Methyl-N-[5-(2-methyl-5-thiazol-2-yl-phenyl)-thiophen-2-yl]-isonicotinamide;
 3,5-Difluoro-N-[5-(2-methyl-5-thiazol-2-yl-phenyl)-thiophen-2-yl]-isonicotinamide;
 N-[5-(2-Chloro-5-oxazol-2-yl-phenyl)-thiophen-2-yl]-3-fluoro-isonicotinamide;
 N-[5-(2-Chloro-5-oxazol-2-yl-phenyl)-thiophen-2-yl]-3-methyl-isonicotinamide;
 N-[5-(2-Chloro-5-oxazol-2-yl-phenyl)-thiophen-2-yl]-3,5-difluoro-isonicotinamide;
 3-Fluoro-N-[5-(2-methyl-5-[1,3,4]oxadiazol-2-yl-phenyl)-thiophen-2-yl]-isonicotinamide;
 3-Methyl-N-[5-(2-methyl-5-[1,3,4]oxadiazol-2-yl-phenyl)-thiophen-2-yl]-isonicotinamide;
 3,5-Difluoro-N-[5-(2-methyl-5-[1,3,4]oxadiazol-2-yl-phenyl)-thiophen-2-yl]-
 isonicotinamide;
 3-Fluoro-N-[5-(2-methyl-5-[1,3,4]thiadiazol-2-yl-phenyl)-thiophen-2-yl]-isonicotinamide;
 3-Methyl-N-[5-(2-methyl-5-[1,3,4]oxadiazol-2-yl-phenyl)-thiophen-2-yl]-isonicotinamide;
 3,5-Difluoro-N-[5-(2-methyl-5-[1,3,4]thiadiazol-2-yl-phenyl)-thiophen-2-yl]-
 isonicotinamide;
 N-[5-(2-Chloro-5-[1,3,4]oxadiazol-2-yl-phenyl)-thiophen-2-yl]-3-fluoro-isonicotinamide;
 N-[5-(2-Chloro-5-[1,3,4]oxadiazol-2-yl-phenyl)-thiophen-2-yl]-3-methyl-isonicotinamide;
 N-[5-(2-Chloro-5-[1,3,4]oxadiazol-2-yl-phenyl)-thiophen-2-yl]-3,5-difluoro-isonicotinamide

2006208043 06 Sep 2012

- 122 -

- 2,6-Difluoro-N-[5-(3-trifluoromethyl-phenyl)-thiophen-2-yl]-benzamide;
 3-[5-(2,6-Difluoro-benzoylamino)-thiophen-2-yl]-4-methyl-benzoic acid methyl ester;
 2,6-Difluoro-N-[5-(2-methyl-5-oxazol-2-yl-phenyl)-thiophen-2-yl]- benzamide;
 4-Methyl-[1,2,3]thiadiazole-5-carboxylic acid [5-(2-chloro-5- [1,3,4]oxadiazol-2-yl-phenyl)-thiophen-2-yl]-amide;
 4-Methyl-[1,2,3]thiadiazole-5-carboxylic acid [5-(5-isoxazol-5-yl- 2-methyl-phenyl)-thiophen-2-yl]-amide;
 5 4-Methyl-[1,2,3]thiadiazole-5-carboxylic acid [5-(5-isothiazol-5- yl-2-methyl- phenyl)-thiophen-2-yl]-amide;
 4-Methyl-[1,2,3]thiadiazole-5-carboxylic acid [5-(2-chloro-5-isoxazol- 5-yl-phenyl)-thiophen-2-yl]-amide;
 4-Methyl-[1,2,3]thiadiazole-5-carboxylic acid [5-(2-methyl-5-oxazol-5- yl-phenyl)-thiophen-2-yl]-amide;
 10 4-Methyl-[1,2,3]thiadiazole-5-carboxylic acid [5-(2-methyl-5-thiazol-5- yl-phenyl)-thiophen-2-yl]-amide;
 4-Methyl-[1,2,3]thiadiazole-5-carboxylic acid [5-(2-chloro-5-oxazol-5- yl-phenyl)-thiophen-2-yl]-amide;
 15 4-Methyl-[1,2,3]thiadiazole-5-carboxylic acid [5-(2-methyl-5-oxazol-2- yl-phenyl)-thiophen-2-yl]-amide;
 4-Methyl-[1,2,3]thiadiazole-5-carboxylic acid [5-(2-methyl-5-thiazol-2- yl-phenyl)-thiophen-2-yl]-amide;
 4-Methyl-[1,2,3]thiadiazole-5-carboxylic acid [5-(2-chloro-5-oxazol-2- yl-phenyl)-thiophen-2-yl]-amide;
 20 4-Methyl-[1,2,3]thiadiazole-5-carboxylic acid [5-(2-methyl-5- [1,3,4]oxadiazol-2-yl-phenyl)-thiophen-2-yl]-amide;
 4-Methyl-[1,2,3]thiadiazole-5-carboxylic acid [5-(2-methyl-5- [1,3,4]thiadiazol-2-yl-phenyl)-thiophen-2-yl]-amide;
 25 and pharmaceutically acceptable salts, solvates, clathrates, and prodrugs thereof.
26. A method of inhibiting immune cell activation comprising administering to the cell a compound of any one of claims 1-25.

2006208043 06 Sep 2012

- 123 -

27. The method of claim 26, wherein immune cell activation is inhibited in a subject by administering the compound to the subject.
28. A method of inhibiting cytokine production in a cell, comprising administering to
5 the cell a compound of any one of claims 1-25.
29. The method of claim 28, wherein cytokine production is inhibited in a subject by administering the compound to the subject.
- 10 30. The method of claim 29, wherein the cytokine is selected from the group consisting of IL-2, IL-4, IL-5, IL-13, GM-CSF, IFN- γ , TNF- α , and combinations thereof.
31. A method of modulating an ion channel in a cell, wherein the ion channel is
15 involved in immune cell activation, comprising administering to the cell a compound of any one of claims 1-25.
32. The method of claim 31, wherein the ion channel is in a subject and it is inhibited by administering the compound to the subject.
- 20 33. The method of claim 32, wherein the ion channel is a Ca^{2+} -release-activated Ca^{2+} channel (CRAC).
34. A method of inhibiting T-cell and/or B-cell proliferation in response to an antigen,
25 comprising administering to the cell a compound of any one of claims 1-25.
35. The method of claim 34, wherein T-cell and/or B-cell proliferation is inhibited in a subject by administering the compound to the subject.
- 30 36. A method for treating or preventing an immune disorder in a subject in need thereof, comprising administering to the subject an effective amount of a compound of any one of claims 1-25.

2006208043 06 Sep 2012

- 124 -

37. The method of claim 36, wherein the disorder is selected from the group consisting of multiple sclerosis, myasthenia gravis, Guillain-Barré, autoimmune uveitis, autoimmune hemolytic anemia, pernicious anemia, autoimmune thrombocytopenia, temporal arteritis, anti-phospholipid syndrome, vasculitides such as Wegener's
5 granulomatosis, Behcet's disease, psoriasis, dermatitis herpetiformis, pemphigus vulgaris, vitiligo, Crohn's disease, ulcerative colitis, primary biliary cirrhosis, autoimmune hepatitis, Type 1 or immune-mediated diabetes mellitus, Grave's disease. Hashimoto's thyroiditis, autoimmune oophoritis and orchitis, autoimmune disorder of the adrenal gland, rheumatoid arthritis, systemic lupus erythematosus, scleroderma,
10 polymyositis, dermatomyositis, ankylosing spondylitis, and Sjogren's syndrome.

38. A method for treating or preventing an inflammatory condition in a subject in need thereof, comprising administering to the subject an effective amount of a compound of any one of claims 1-25.

15

39. The method of claim 38, wherein the disorder is selected from transplant rejection, skin graft rejection, arthritis, rheumatoid arthritis, osteoarthritis and bone diseases associated with increased bone resorption; inflammatory bowel disease, ileitis, ulcerative colitis, Barrett's syndrome, Crohn's disease; asthma, adult respiratory distress syndrome,
20 chronic obstructive airway disease; corneal dystrophy, trachoma, onchocerciasis, uveitis, sympathetic ophthalmitis, endophthalmitis; gingivitis, periodontitis; tuberculosis; leprosy; uremic complications, glomerulonephritis, nephrosis; sclerodermatitis, psoriasis, eczema; chronic demyelinating diseases of the nervous system, multiple sclerosis, AIDS-related neurodegeneration, Alzheimer's disease, infectious meningitis,
25 encephalomyelitis, Parkinson's disease, Huntington's disease, amyotrophic lateral sclerosis viral or autoimmune encephalitis; autoimmune disorders, immune-complex vasculitis, systemic lupus and erythematoses; systemic lupus erythematosus (SLE); cardiomyopathy, ischemic heart disease hypercholesterolemia, atherosclerosis, preeclampsia; chronic liver failure, brain and spinal cord trauma, and cancer.

30

40. A method for suppressing the immune system of a subject in need thereof, comprising administering to the subject an effective amount of a compound of any one of claims 1-25.

2006208043 06 Sep 2012

- 125 -

41. A method of inhibiting mast cell degranulation, comprising administering to the cell a compound of any one of claims 1-25.
- 5 42. The method of claim 41, wherein mast cell degranulation is inhibited in a subject by administering the compound to the subject.
43. A method for treating or preventing an allergic disorder in a subject in need thereof, comprising administering to the subject an effective amount of a compound of
10 any one of claims 1-25.
44. The method of claim 43, wherein the disorder is allergic rhinitis, sinusitis, rhinosinusitis, chronic otitis media, recurrent otitis media, drug reactions, insect sting reactions, latex reactions, conjunctivitis, urticaria, anaphylaxis reactions, anaphylactoid
15 reactions, atopic dermatitis, asthma, or food allergies.
45. The method of any one of claims 27, 29, 32, 35-39, 40, or 42-44, wherein the subject is human.
- 20 46. A pharmaceutical composition, comprising a pharmaceutically acceptable carrier and a compound of any one of claims 1-25.
47. The pharmaceutical composition of claim 46, further comprising one or more additional therapeutic agents.
25
48. Use of a compound of any one of claim 1-25 for the manufacture of a medicament for:
- 30
- inhibiting immune cell activation;
 - inhibiting cytokine production;
 - modulating an ion channel;
 - inhibiting T-cell and/or B-cell proliferation in response to an antigen;
 - treating or preventing an immune disorder;
 - treating or preventing an inflammatory condition;

2006208043 06 Sep 2012

- 126 -

- suppressing the immune system;
 - inhibiting mast cell degranulation; or
 - treating or preventing an allergic disorder.
- 5 48. A compound of any one of claims 1, 6, 11, 21 or 25; a method of any one of claims 26, 28, 31, 34, 36, 38, 40, 41 or 43; a pharmaceutical composition of claim 46; or use of claim 47, substantially as herein described with reference to one or more of the examples but excluding comparative examples.