



US00D577279S

(12) **United States Design Patent**
Rohde et al.

(10) **Patent No.:** **US D577,279 S**

(45) **Date of Patent:** **** Sep. 23, 2008**

(54) **LOCK**

(75) Inventors: **Christopher Rohde**, West Allis, WI
(US); **John Blomstrom**, DePere, WI
(US); **Jesse Marcelle**, Muskego, WI
(US); **Scott Stevens**, Cudahy, WI (US)

(73) Assignee: **Master Lock Company LLC**, Oak
Creek, WI (US)

(**) Term: **14 Years**

(21) Appl. No.: **29/285,859**

(22) Filed: **Apr. 13, 2007**

(51) **LOC (8) Cl.** **08-07**

(52) **U.S. Cl.** **D8/334; D8/343; D8/346**

(58) **Field of Classification Search** **D8/330,**
D8/331, 334, 336, 343, 346; 70/14, 20, 24,
70/25, 31, 35, 38 A, 51-56, 91, 141, DIG. 3,
70/DIG. 4, DIG. 43, DIG. 56

See application file for complete search history.

(56) **References Cited**

U.S. PATENT DOCUMENTS

453,082 A	5/1891	Hollyday
952,643 A	3/1910	Roche
1,560,868 A	11/1925	Shinn
1,662,612 A	3/1928	Junkunc
1,757,387 A	5/1930	Rabkin
2,036,541 A	4/1936	Ringseis
2,733,590 A	2/1956	Crumb
2,874,563 A	2/1959	Schlage
2,904,985 A	9/1959	Murphy
2,906,112 A	9/1959	Vahlstrom
2,956,430 A	10/1960	Simmons
3,263,463 A	8/1966	Duval

3,400,564 A	9/1968	Glass	
3,529,456 A	9/1970	McWilliams	
3,754,419 A *	8/1973	Taylor	70/52
3,882,703 A	5/1975	Hermann	
D243,150 S	1/1977	Dykes	
4,107,965 A *	8/1978	Miller et al.	70/52
4,218,902 A	8/1980	Druschel	

(Continued)

FOREIGN PATENT DOCUMENTS

GB 2246162 1/1992

(Continued)

Primary Examiner—Prabhakar Deshmukh

(74) *Attorney, Agent, or Firm*—Calfee, Halter & Griswold
LLP

(57) **CLAIM**

The ornamental design for a lock, as shown and described.

DESCRIPTION

FIG. 1 is a perspective view of a lock showing our new design;

FIG. 2 is a top plan view thereof;

FIG. 3 is a front elevational view thereof;

FIG. 4 is a rear elevational view thereof;

FIG. 5 is a bottom plan view thereof;

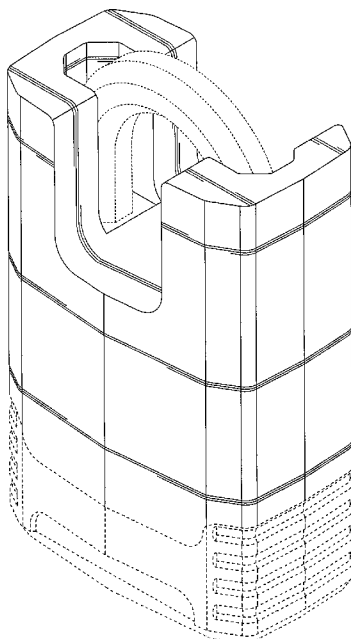
FIG. 6 is a right side elevational view thereof; and,

FIG. 7 is a left side elevational view thereof.

The broken lines, which define the bounds of the claimed design, form no part thereof.

The broken lines environmental are for illustrative purpose only and from no part of the claimed design.

1 Claim, 4 Drawing Sheets



US D577,279 S

Page 2

U.S. PATENT DOCUMENTS

4,224,813 A 9/1980 Hampton
4,226,100 A 10/1980 Hampton
4,297,861 A 11/1981 Dykes
4,317,344 A 3/1982 Barnard
4,651,543 A 3/1987 Heald et al.
4,689,975 A * 9/1987 Dunphy et al. 70/56
4,790,163 A 12/1988 Appelbaum
4,905,486 A * 3/1990 Appelbaum 70/54
D315,090 S * 3/1991 Pedersen D8/334
5,033,279 A 7/1991 Lebrecht
5,156,029 A 10/1992 Heald
D342,010 S 12/1993 Lebrecht
D353,089 S * 12/1994 Kahonen D8/334
5,587,702 A 12/1996 Chadfield
5,638,707 A 6/1997 Gould
5,761,935 A 6/1998 Adelmeyer
D400,078 S 10/1998 Adelmeyer
D402,878 S 12/1998 Liu
D406,043 S * 2/1999 LeClaire D8/334

D408,262 S 4/1999 Liu
5,946,957 A 9/1999 Yamamoto
D423,324 S 4/2000 Liu
D423,908 S * 5/2000 Liu D8/334
D425,398 S 5/2000 Fiegenger et al.
D429,993 S * 8/2000 Liu D8/334
D432,391 S * 10/2000 Heppner D8/334
D432,393 S 10/2000 Gast
D435,428 S 12/2000 Ling
D449,510 S 10/2001 Liu
D450,560 S 11/2001 Yu
6,397,647 B1 6/2002 Kuo
6,813,914 B2 11/2004 Chen
D537,704 S 3/2007 Van Handel
2004/0055342 A1 3/2004 Chen

FOREIGN PATENT DOCUMENTS

JP 02164986 6/1990

* cited by examiner

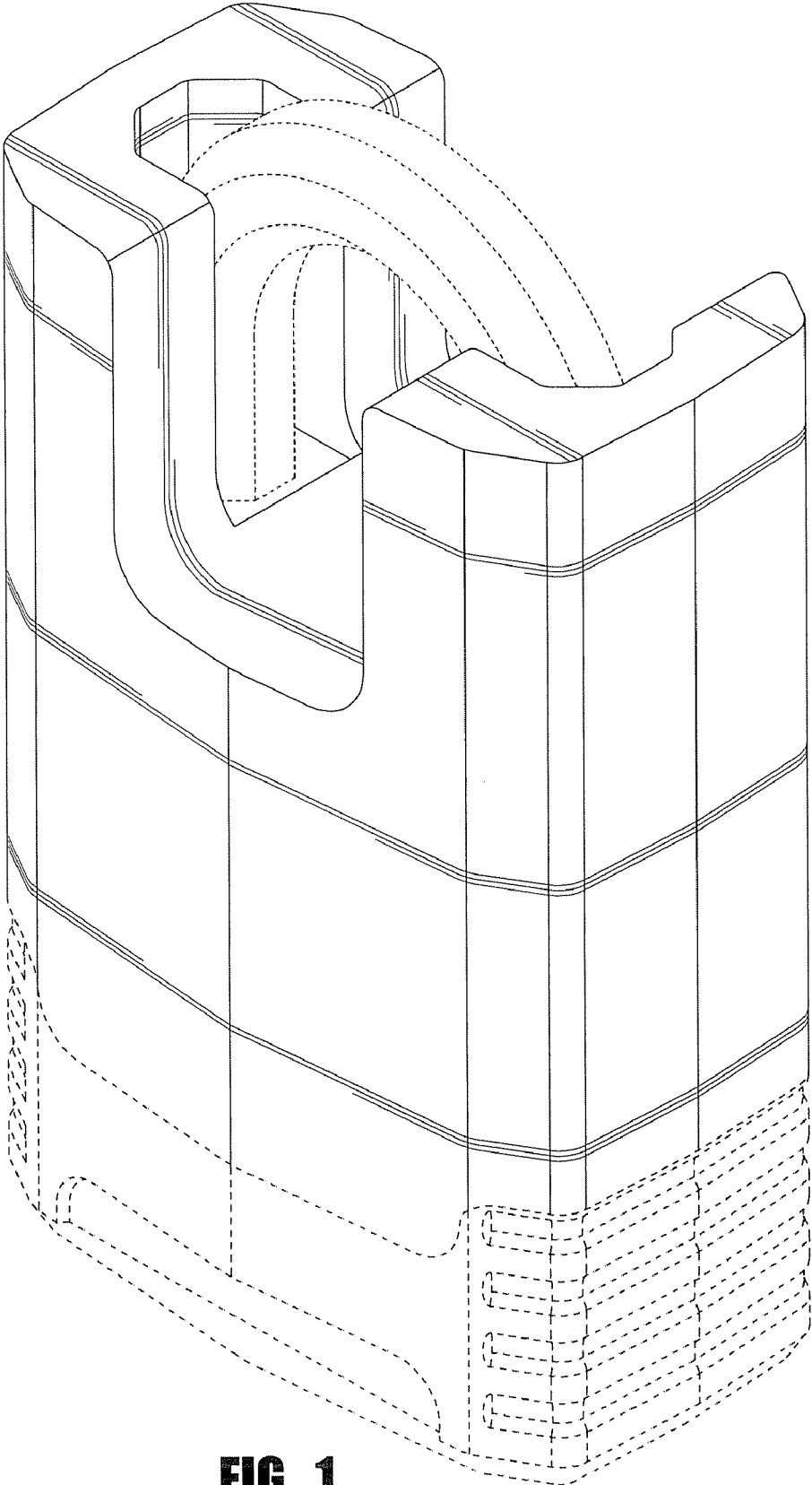


FIG. 1

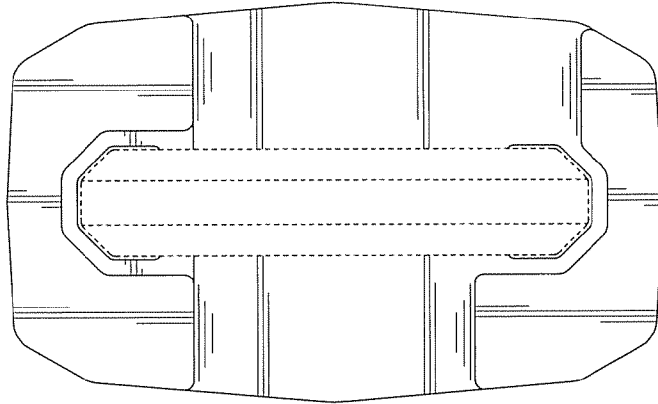


FIG. 2

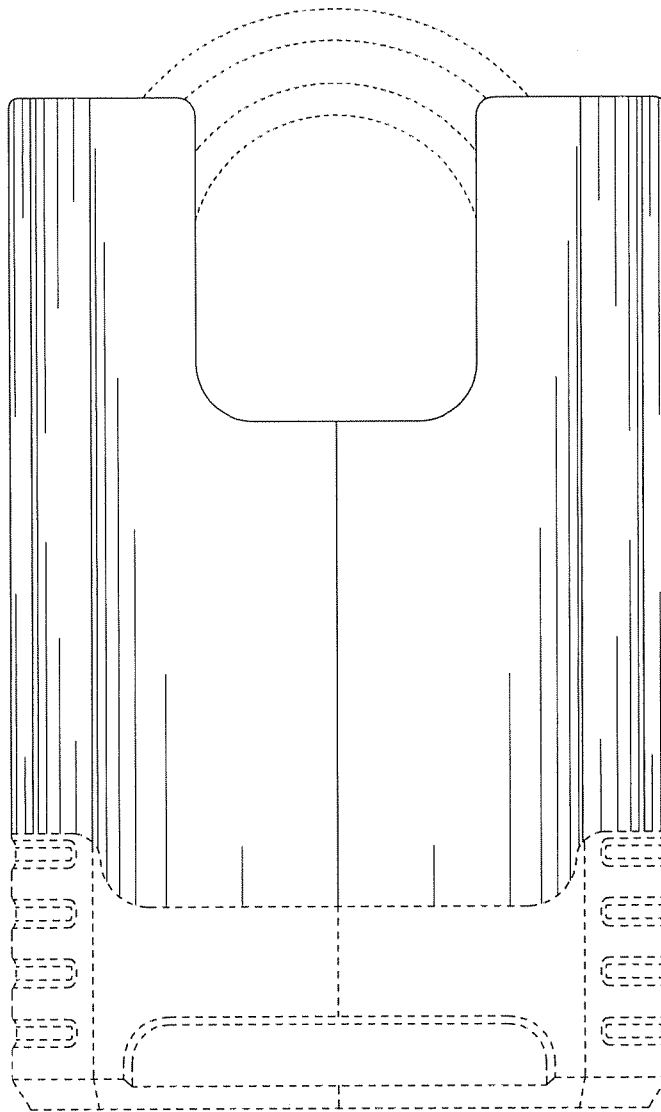


FIG. 3

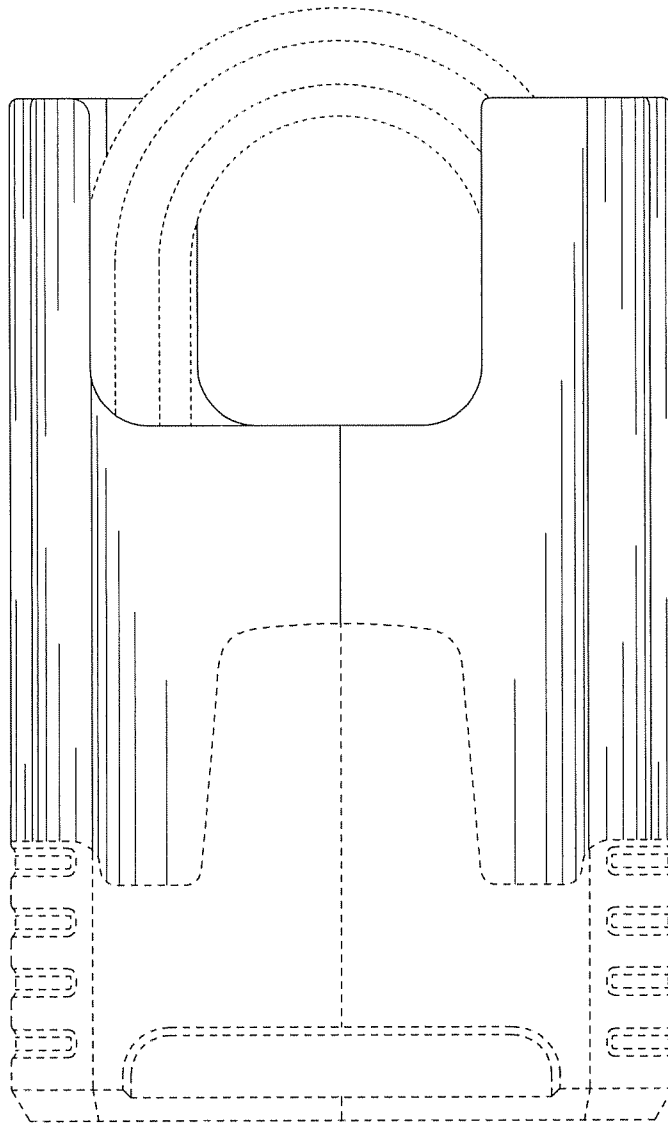


FIG. 4

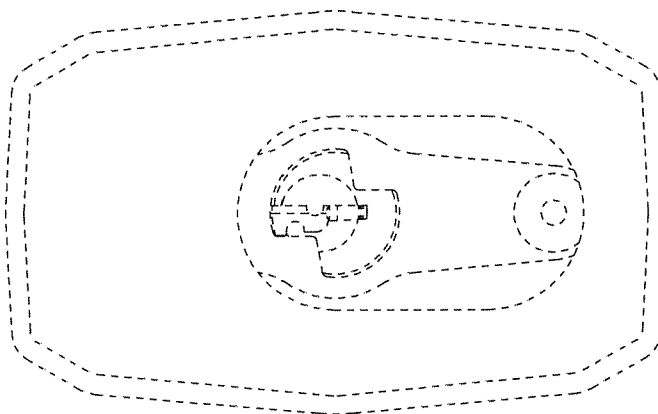


FIG. 5

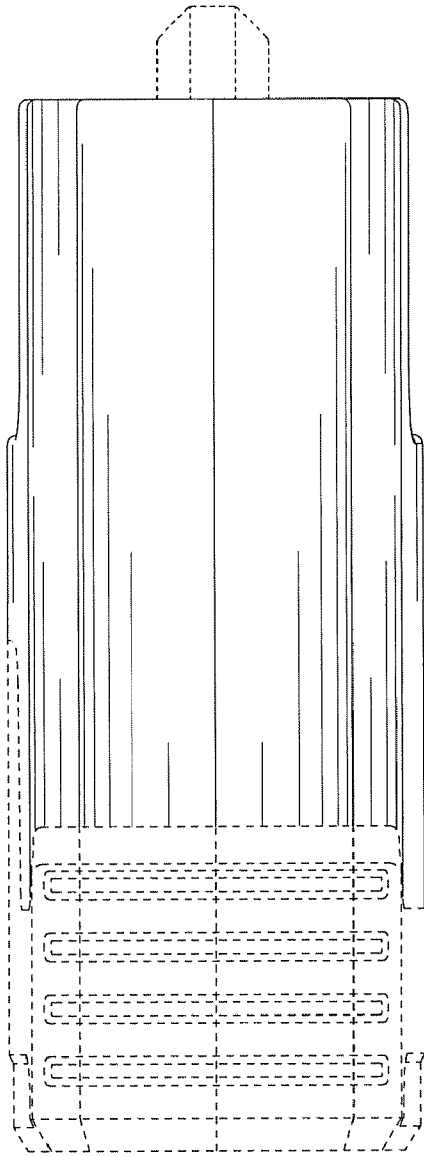


FIG. 6

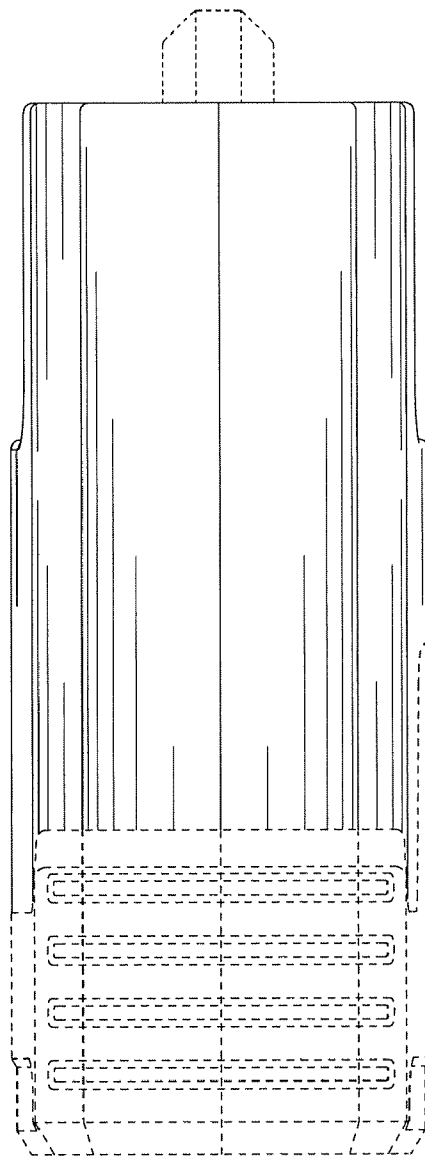


FIG. 7