



(86) Date de dépôt PCT/PCT Filing Date: 2001/06/15
(87) Date publication PCT/PCT Publication Date: 2002/01/03
(85) Entrée phase nationale/National Entry: 2002/12/10
(86) N° demande PCT/PCT Application No.: IT 2001/000312
(87) N° publication PCT/PCT Publication No.: 2002/000593
(30) Priorité/Priority: 2000/06/23 (RM2000A000341) IT

(51) Cl.Int.⁷/Int.Cl.⁷ C07C 69/734, A61P 1/00, A61K 31/165, A61K 31/223, A61K 31/216, A61K 31/198, C07C 229/36, C07C 259/06, C07C 59/90, C07C 233/47

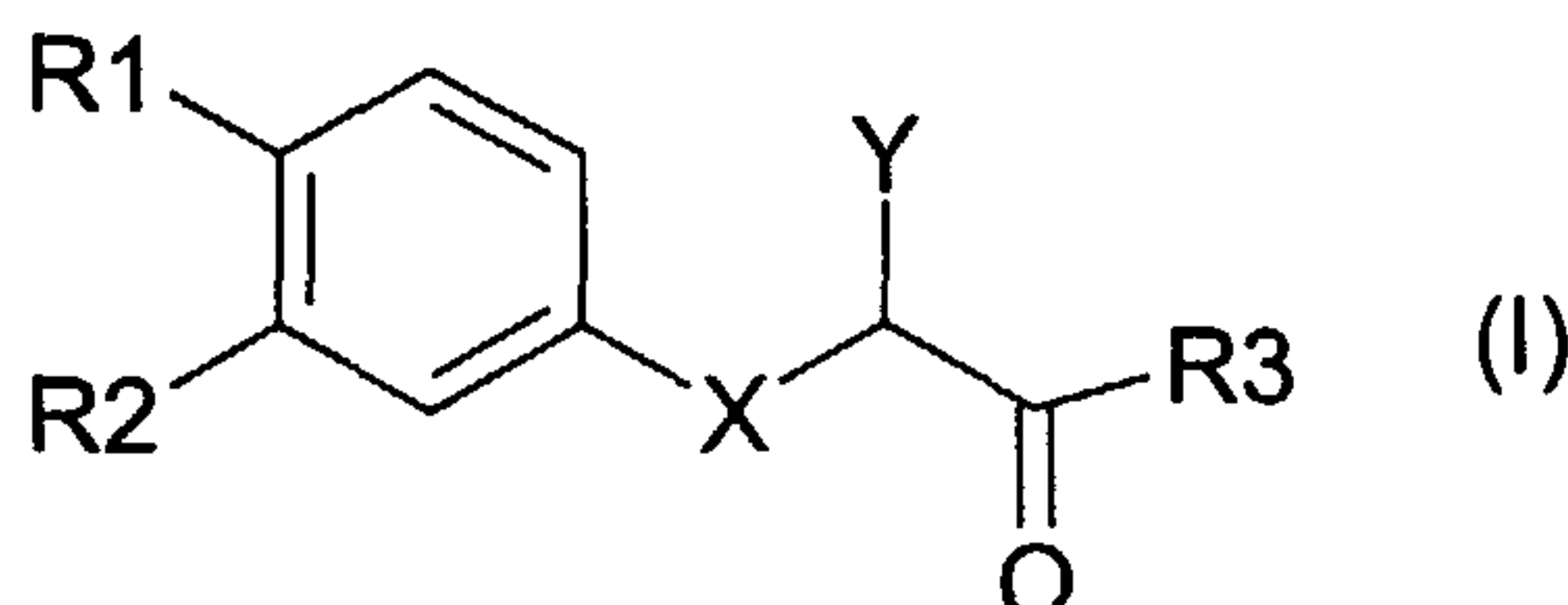
(71) Demandeur/Applicant:
SIGMA-TAU INDUSTRIE FARMACEUTICHE RIUNITE
S.P.A., IT

(72) Inventeurs/Inventors:
FANTO', NICOLA, IT;
TINTI, MARIA ORNELLA, IT

(74) Agent: FETHERSTONHAUGH & CO.

(54) Titre : COMPOSES UTILES POUR LA PREPARATION DE MEDICAMENTS EXERCANT UNE ACTIVITE
D'INHIBITION DE LA PHOSPHODIESTERASE IV

(54) Title: COMPOUNDS USEFUL FOR THE PREPARATION OF MEDICAMENTS WITH PHOSPHODIESTERASE IV
INHIBITORY ACTIVITY



(57) **Abrégé/Abstract:**

Formula (I) compounds are described, where R₁ and R₂, which may be the same or different, are halogen, hydroxy, alkoxy, cycloalkoxy; X is (CH₂)_n-, -CO-(CH₂)_n-, where n is 1 or 2, or X is -CH=; R₃ is -OH, -NHOH, alkoxy; Y is H, -(CH₂)_nCOR₄, -COR₄, -NHR₅, where R₄ is -OH, -NHOH, alkoxy, R₅ is H, alkanoyl optionally substituted by halogens; n is an integer between 1 and 4; as well as processes for their preparation and their use as medicaments; particularly as selective phosphodiesterase IV inhibitors.



(12) INTERNATIONAL APPLICATION PUBLISHED UNDER THE PATENT COOPERATION TREATY (PCT)

(19) World Intellectual Property Organization
International Bureau



(43) International Publication Date
3 January 2002 (03.01.2002)

PCT

(10) International Publication Number
WO 02/00593 A3

(51) International Patent Classification⁷: **C07C 69/734**,
59/90, 233/47, 229/36, 259/06, A61K 31/165, A61P 1/00,
A61K 31/198, 31/216, 31/223

(21) International Application Number: PCT/IT01/00312

(22) International Filing Date: 15 June 2001 (15.06.2001)

(25) Filing Language: English

(26) Publication Language: English

(30) Priority Data:
RM2000A000341 23 June 2000 (23.06.2000) IT

(71) Applicant (for all designated States except US):
**SIGMA-TAU INDUSTRIE FARMACEUTICHE
RIUNITE S.P.A.** [IT/IT]; Viale Shakespeare, 47, I-00144
Rome (IT).

(72) Inventors; and

(75) Inventors/Applicants (for US only): **FANTO', Nicola**
[IT/IT]; Via Giulio Cesare, 3, I-00040 Pomezia (IT).
TINTI, Maria, Ornella [IT/IT]; Via Ernesto Basile, 81,
I-00182 Rome (IT).

(74) Agents: **CAVATTONI, Fabio** et al.: Cavattoni - Raimondi,
Viale dei Parioli, 160, I-00197 Roma (IT).

(81) Designated States (national): AE, AG, AL, AM, AT, AU,
AZ, BA, BB, BG, BR, BY, BZ, CA, CH, CN, CO, CR, CU,
CZ, DE, DK, DM, DZ, EC, EE, ES, FI, GB, GD, GE, GH,
GM, HR, HU, ID, IL, IN, IS, JP, KE, KG, KP, KR, KZ, LC,
LK, LR, LS, LT, LU, LV, MA, MD, MG, MK, MN, MW,
MX, MZ, NO, NZ, PL, PT, RO, RU, SD, SE, SG, SI, SK,
SL, TJ, TM, TR, TT, TZ, UA, UG, US, UZ, VN, YU, ZA,
ZW.

(84) Designated States (regional): ARIPO patent (GH, GM,
KE, LS, MW, MZ, SD, SL, SZ, TZ, UG, ZW), Eurasian
patent (AM, AZ, BY, KG, KZ, MD, RU, TJ, TM), European
patent (AT, BE, CH, CY, DE, DK, ES, FI, FR, GB, GR, IE,
IT, LU, MC, NL, PT, SE, TR), OAPI patent (BF, BJ, CF,
CG, CI, CM, GA, GN, GW, ML, MR, NE, SN, TD, TG).

Declarations under Rule 4.17:

- as to applicant's entitlement to apply for and be granted a patent (Rule 4.17(ii)) for the following designations AE, AG, AL, AM, AT, AU, AZ, BA, BB, BG, BR, BY, BZ, CA, CH, CN, CO, CR, CU, CZ, DE, DK, DM, DZ, EC, EE, ES, FI, GB, GD, GE, GH, GM, HR, HU, ID, IL, IN, IS, JP, KE, KG, KP, KR, KZ, LC, LK, LR, LS, LT, LU, LV, MA, MD, MG, MK, MN, MW, MX, MZ, NO, NZ, PL, PT, RO, RU, SD, SE, SG, SI, SK, SL, TJ, TM, TR, TT, TZ, UA, UG, UZ, VN, YU, ZA, ZW, ARIPO patent (GH, GM, KE, LS, MW, MZ, SD, SL, SZ, TZ, UG, ZW), Eurasian patent (AM, AZ, BY, KG, KZ, MD, RU, TJ, TM), European patent (AT, BE, CH, CY, DE, DK, ES, FI, FR, GB, GR, IE, IT, LU, MC, NL, PT, SE, TR), OAPI patent (BF, BJ, CF, CG, CI, CM, GA, GN, GW, ML, MR, NE, SN, TD, TG)
- as to the applicant's entitlement to claim the priority of the earlier application (Rule 4.17(iii)) for the following designation US
- of inventorship (Rule 4.17(iv)) for US only

Published:

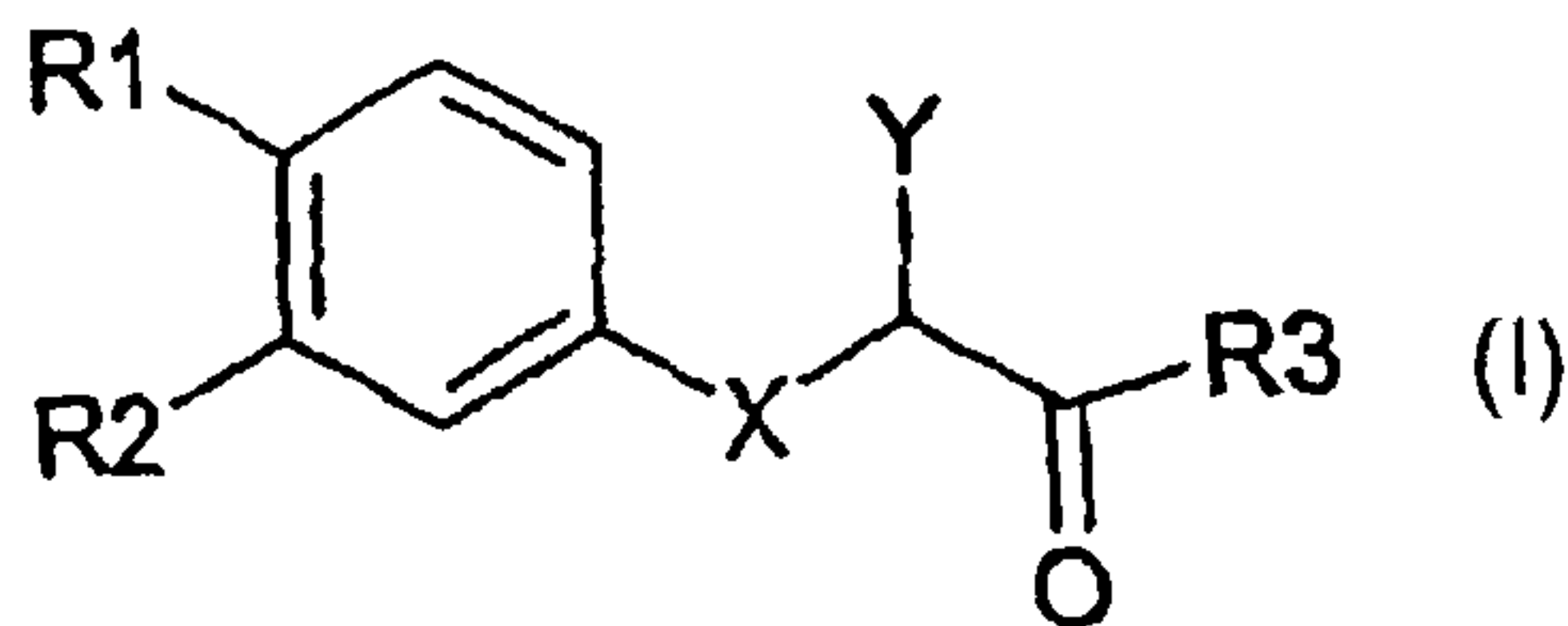
- with international search report

(88) Date of publication of the international search report:

16 May 2002

For two-letter codes and other abbreviations, refer to the "Guidance Notes on Codes and Abbreviations" appearing at the beginning of each regular issue of the PCT Gazette.

(54) Title: COMPOUNDS USEFUL FOR THE PREPARATION OF MEDICAMENTS WITH PHOSPHODIESTERASE IV INHIBITORY ACTIVITY



(57) Abstract: Formula (I) compounds are described, where R₁ and R₂, which may be the same or different, are halogen, hydroxy, alkoxy, cycloalkoxy; X is (CH₂)_n-, -CO-(CH₂)_n-, where n is 1 or 2, or X is -CH=; R₃ is -OH, -NHOH, alkoxy; Y is H, -(CH₂)_nCOR₄, -COR₄, -NHR₅, where R₄ is -OH, -NHOH, alkoxy, R₅ is H, alkanoyl optionally substituted by halogens; n is an integer between 1 and 4; as well as processes for their preparation and their use as medicaments; particularly as selective phosphodiesterase IV inhibitors.

**Compounds useful for the preparation of medicaments
with phosphodiesterase IV inhibitory activity**

The invention described herein relates to compounds for use as medicaments, to processes for their preparation, to pharmaceutical
5 compositions containing them and to their use for the preparation of medicaments, and more particularly for medicaments useful as selective phosphodiesterase IV inhibitors.

The phosphodiesterases are a large family of enzymes which act on different substrates over an extensive area of metabolic
10 regulation. For a review of the subject see C. David et al. TiPS – January 1991 (vol. 12); 19-27.

It is well known that there are at least 5 distinct families of phosphodiesterase isoenzymes (briefly PDE I-V) (see Beavo & Houslay, Isoenzymes of Cyclic Nucleotide Phosphodiesterase.
15 Chichester: Wiley & Sons – 1990).

There is therefore still a need for selective phosphodiesterase inhibitors.

In particular, the invention described herein tackles the problem of supplying selective inhibitors of phosphodiesterase IV
20 (briefly, also referred to as PDE IV).

Phosphodiesterase IV inhibitors are also known as useful agents in the treatment of respiratory tract diseases, particularly as anti-inflammatory agents and bronchodilators.

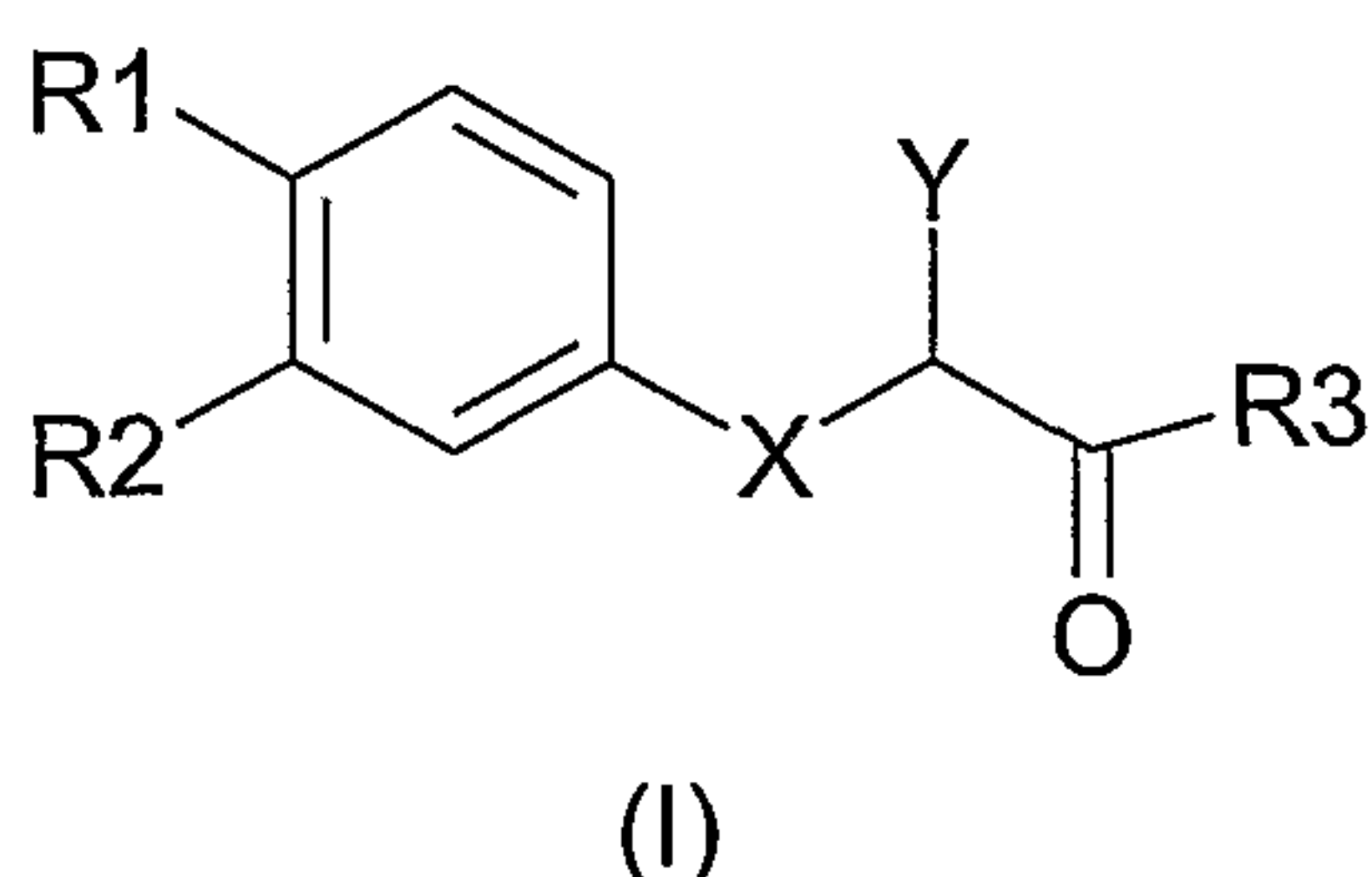
Among the most studied PDE IV inhibitors, we mention here rolipram (Reeves et al. Biochem J., 241, 535-541 (1987), US 4193926 and US 5059612) and denbufylline (Nicholson et al. Br. J. of Pharmacol., 97, 889-897 (1989)), as useful agents for the treatment of asthma thanks to their bronchodilatory properties.

2-aminotetralines are described, for example, in Italian patent IT 1232359, as antihypertensive agents; in US patent 5637614, as immunomodulators; and in US 5591777, WO98/33762, WO99/15494, as agents useful for the treatment and prevention of septic shock.

WO 9704775 describes substituted dihydropyridopyrimidines as selective inhibitors of PDE IV.

It has now been found that 6,7-disubstituted 2-aminotetralines are selective inhibitors of phosphodiesterase IV.

Compounds of general formula (I) are the subject matter of the invention described herein:



where:

R_1 and R_2 , which may be the same or different, are halogen, hydroxy, straight or branched C_1 - C_4 alkoxy, C_5 - C_6 cycloalkoxy;

X is $-(CH_2)_n-$, $-CO-(CH_2)_n-$, where n is 1 or 2, or X is $-CH=$;

R_3 is -OH, -NHOH, straight or branched C_1 - C_4 alkoxy;

Y is H, $-(CH_2)_nCOR_4$, $-COR_4$, $-NHR_5$, where R_4 is -OH, -NHOH, straight or branched C_1 - C_4 alkoxy, R_5 is H, C_1 - C_4 alkanoyl optionally substituted by halogens;

5 n is an integer between 1 and 4, extremes included;

their enantiomers, diastereoisomers and mixtures of the same, and their pharmaceutically acceptable salts.

A first preferred group of formula (I) compounds are those in which R_1 is halogen and R_2 alkoxy or cycloalkoxy; in particular,
10 within this group, the preference goes to compounds in which R_2 is cyclopentyloxy.

A second preferred group of formula (I) compounds are those in which R_3 is -NHOH.

A third preferred group of formula (I) compounds are those in
15 which X is $-CH=$.

A fourth preferred group of formula (I) compounds are those in which R_3 is -OH.

A fifth preferred group of formula (I) compounds are those in which Y is $-(CH_2)_nCOR_4$, where n is 1 and R_4 is -NHOH.

20 A sixth preferred group of formula (I) compounds are those in which Y is $-(CH_2)_nCOR_4$, where n is 2 and R_4 is -OH.

A seventh preferred group of formula (I) compounds are those in which Y is $-(CH_2)_nCOR_4$, where n is 1 and R_4 is straight or branched C_1 - C_4 alkoxy, in particular $-CH_3$.

The following compounds are preferred:

- (S)-2-(N-trifluoroacetyl)amino-4-(3-fluoro-4-methoxy-phenyl)-butane-hydroxamic acid (ST1471);
- (S)-2-amino-4-(3-fluoro-4-methoxyphenyl)-butane-hydroxamic
5 acid (ST1496);
- (3E)-3-methoxycarbonyl-4-(3-cyclopentoxo-4-methoxyphenyl)-3-butenic acid (ST1503);
- (R,S)-3-methoxycarbonyl-4-(3-cyclopentoxo-4-methoxyphenyl)-butanoic acid (ST1504);
- 10 - 4-oxo-4-(3-cyclopentyloxy-4-methoxyphenyl)-butanoic acid (ST1689);
- methyl (2E)-3-[3-(cyclopentyloxy)-4-methoxyphenyl]-2-[2-(hydroxyamino)-2-oxoethyl]-2-propenoate (ST1701);
- 4-(3-fluoro-4-methoxyphenyl)-4-oxo-2-[(trifluoroacetyl)-
15 amino]-butanoic acid (ST1738);
- (2S)-4-(3-fluoro-4-methoxyphenyl)-4-oxo-2-[(trifluoroacetyl)amino]butanoic acid (ST1739);
- 4-(3-fluoro-4-methoxyphenyl)-2-[(trifluoroacetyl)amino]-butanoic acid (ST1741);
- 20 - (R,S)-3-methoxycarbonyl-4-(3-cyclopentyloxy-methoxyphenyl)butane-hydroxamic acid (ST1505);
- methyl (3E)-3-methoxycarbonyl-4-(3-cyclopentoxo-4-methoxyphenyl)-3-butenate (ST 1945);

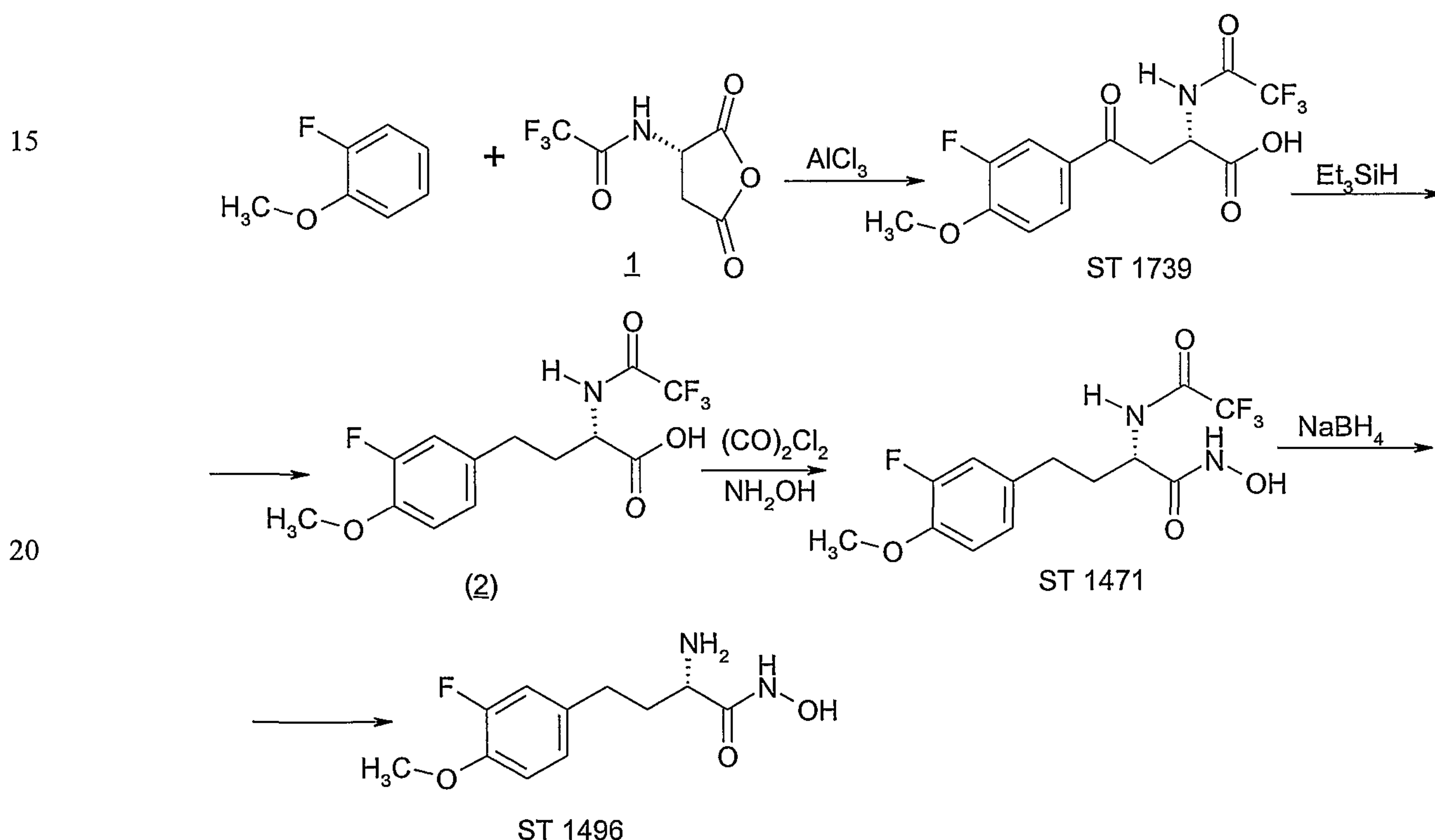
- (4E)-5-[3-(ciclopentyloxy)-4-methoxyphenyl]-4-(methoxycarbonyl)-4-pentenoic acid (ST 1977).

The compounds according to the invention described herein can be prepared according to known methods.

5 In particular, in the case of the formula (I) compounds in which R_3 is $-NHOH$, the groups R_1 and R_2 are halogen and hydroxy or alkoxy or cycloalkoxy, Y is $-NHR_4$, and X is $-(CH_2)_n-$, these are preferably prepared with the process described, entirely by way of an example, for compounds ST1471 and ST1496, which involves a

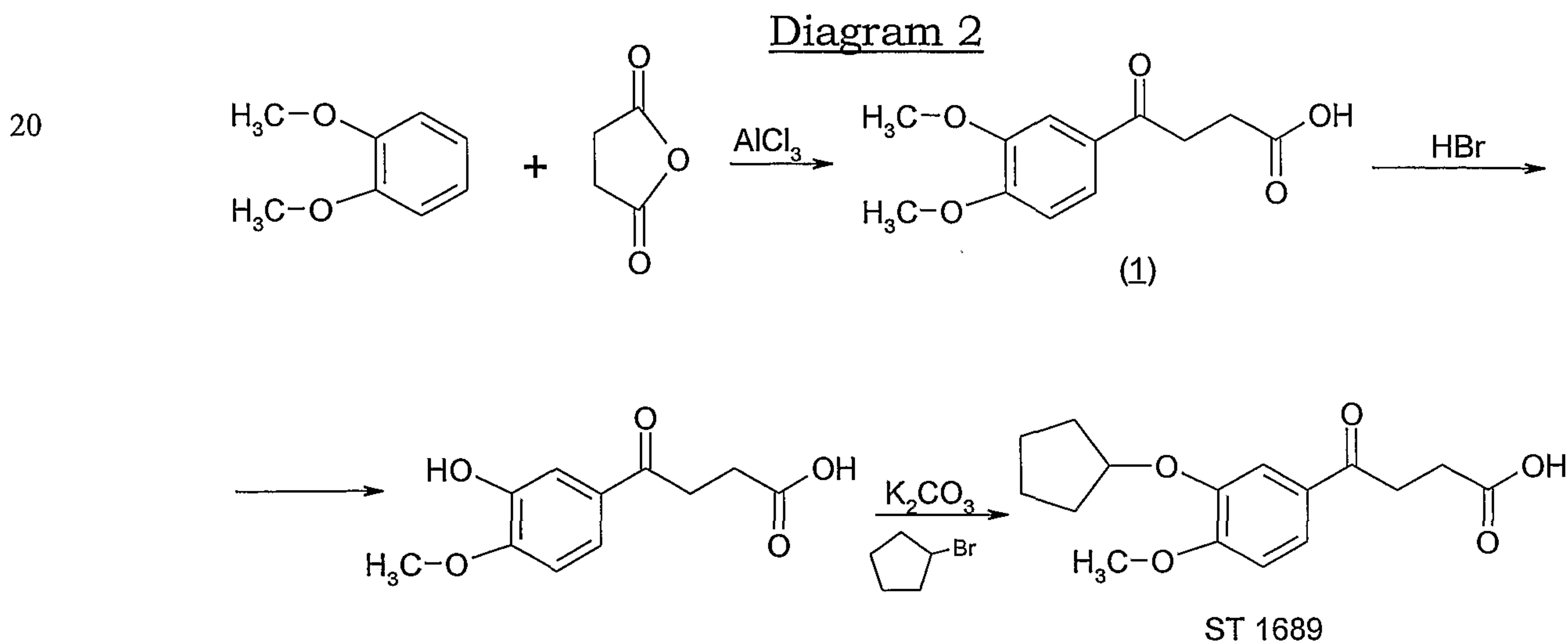
10 series of reactions according to the reaction diagram indicated here below.

Diagram 1



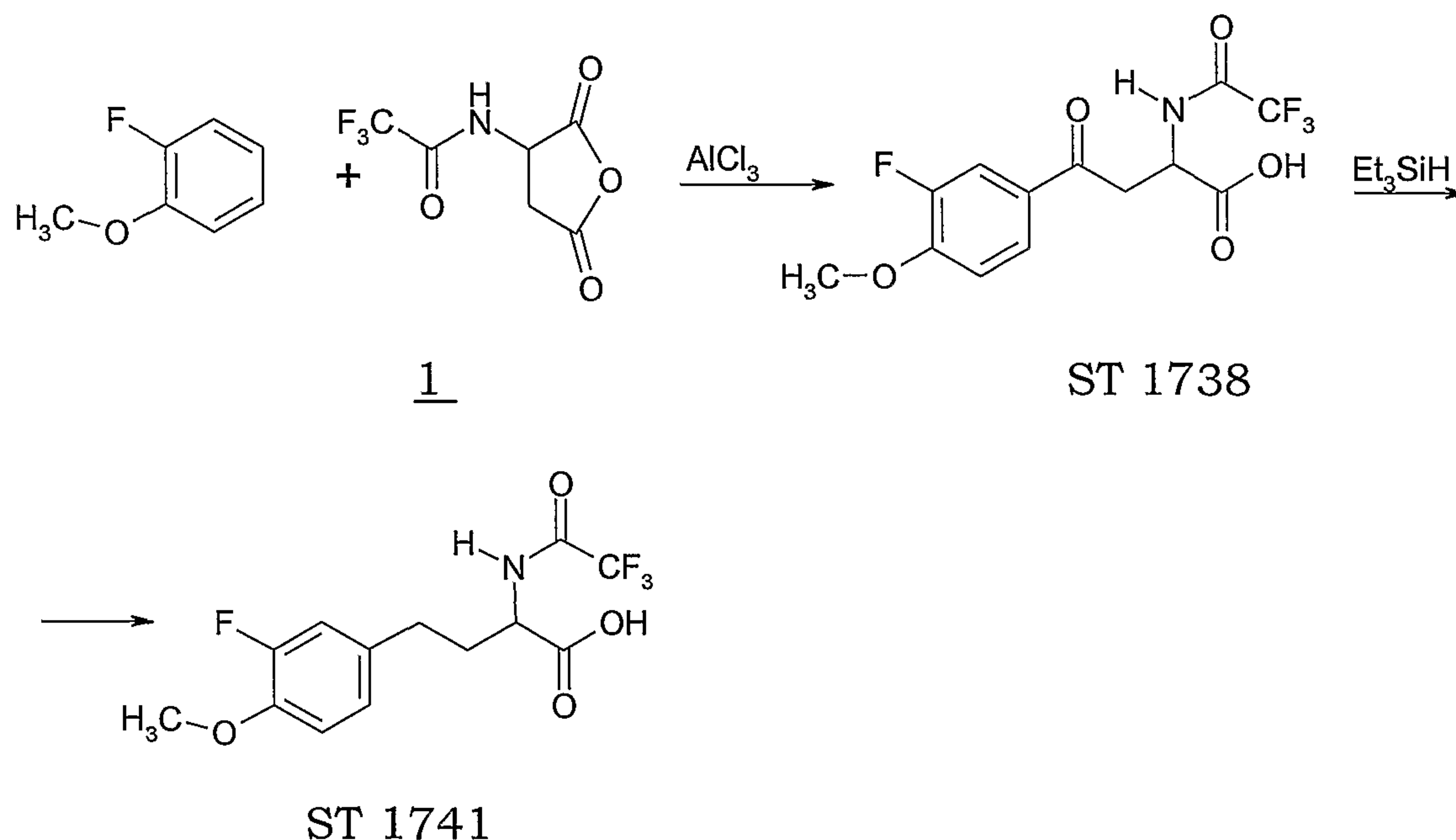
It is understood that the expert in the field is capable of preparing all the formula (I) compounds, in which R_1 and R_2 are as specified in the general description, selecting the appropriate starting compounds. By way of an example, an appropriate starting
 5 compound will be selected from the group consisting of benzene 1,2-substituted with the groups R_1 and R_2 indicated above, such as 2-halophenol (2-chlorophenol, 2-fluorophenol, 2-bromophenol, 2-iodophenol), ethers with C_1 - C_4 alkyl or C_5 - C_6 cycloalkyl of 2-alkoxyphenol (2-chlorophenol methyl ether, 2-fluorophenol methyl
 10 ether, 2-bromophenol methyl ether, 2-iodophenol methyl ether and higher ethers). These compounds are commercially available or can be prepared with methods known in the literature.

In the case of the formula (I) compounds in which R_3 is $-OH$, the groups R_1 and R_2 are both alkoxy or cycloalkoxy, Y is $-H$, and X
 15 is $-CO-(CH_2)_n-$, these are preferably prepared with the process described, entirely by way of an example, for compound ST 1689, which involves a series of reactions according to diagram 2 here below.



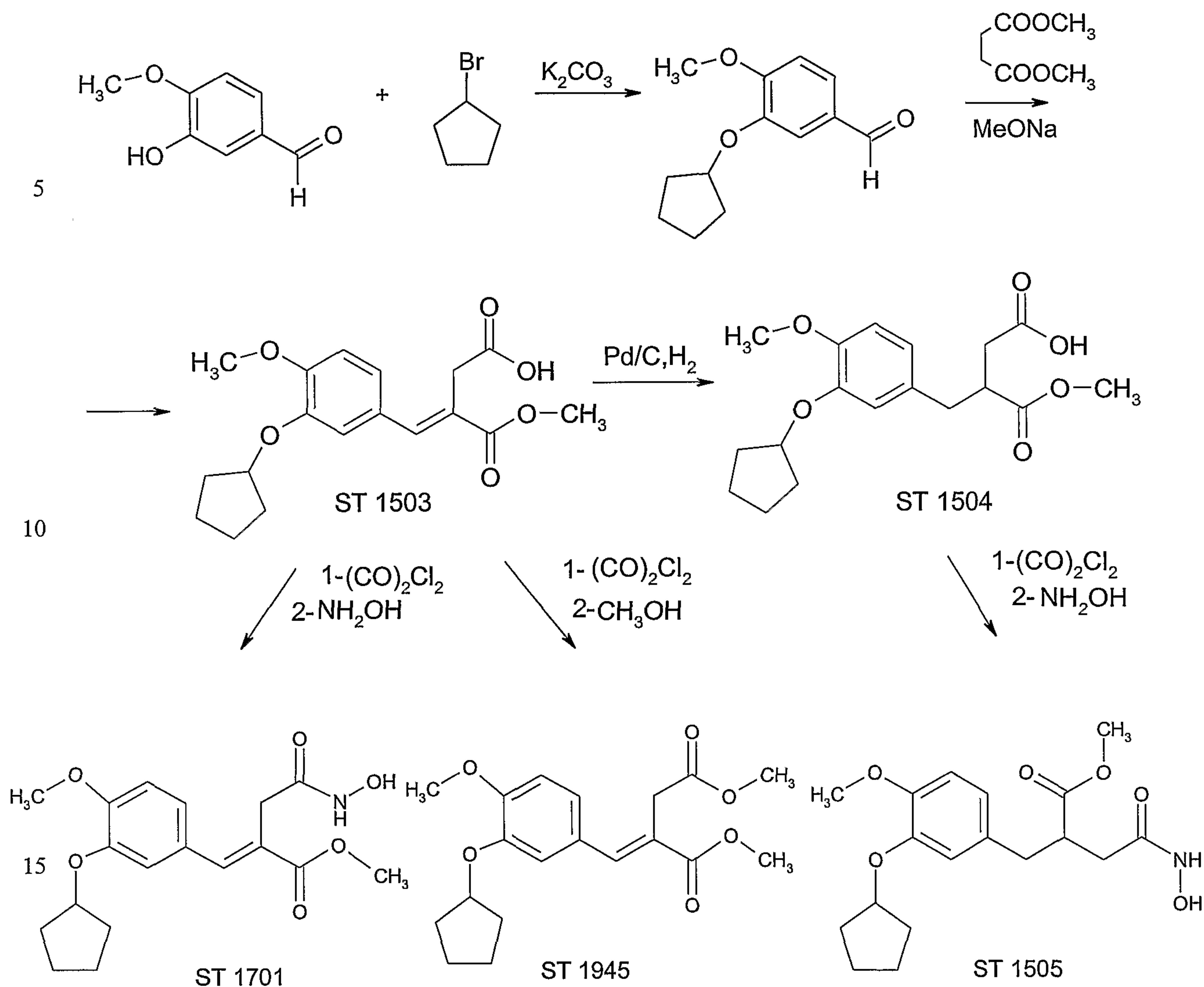
It is understood that the expert in the field is capable of preparing all the formula (I) compounds, in which R_1 and R_2 are as specified in the general description, selecting the appropriate starting compounds. By way of an example, an appropriate starting
5 compound will be selected from the group consisting of benzene 1,2, substituted with the groups R_1 and R_2 indicated above, such as 2,3-dimethoxybenzene, 2,3-diethoxybenzene, 2,3-dipropoxybenzene, 2,3-dibutoxybenzene, and the branched isomeric analogues, or 2,3-dicyclopentyloxybenzene, 2,3-dicyclohexyloxybenzene. Starting
10 compounds carrying different R_1 and R_2 groups are also envisaged. These compounds are commercially available or can be prepared with known methods in the literature.

In particular, in the case of formula (I) compounds in which R_3 is $-OH$, the groups R_1 and R_2 are halogen and hydroxy or alkoxy or
15 cycloalkoxy, Y is $-NHR_4$, and X is $-(CH_2)_n-$, these are preferably prepared with the process described, entirely by way of an example, for compounds ST1738 and ST1741, which involves a series of reactions according to the reaction diagram indicated here below:

Diagram 3

Of course, the chemical expert in the field will be capable of
 5 judging which procedural variants will enable him or her to obtain
 the compounds desired within the formula (I) framework described
 above, with the possible combinations envisaged for the various
 groups.

In particular, in the case of formula (I) compounds in which R₃
 10 is C₁-C₄ alkoxy, R₁ and R₂ are alkoxy or cycloalkoxy, Y is -CH₂COR₄,
 and X is -(CH₂)_n- or X is -CH₂=, these are preferably prepared with
 the process described, entirely by way of an example, for compounds
 ST1503, ST1504, ST1505, ST1701 and ST1945, which involves a
 series of reactions according to the diagram indicated here below.

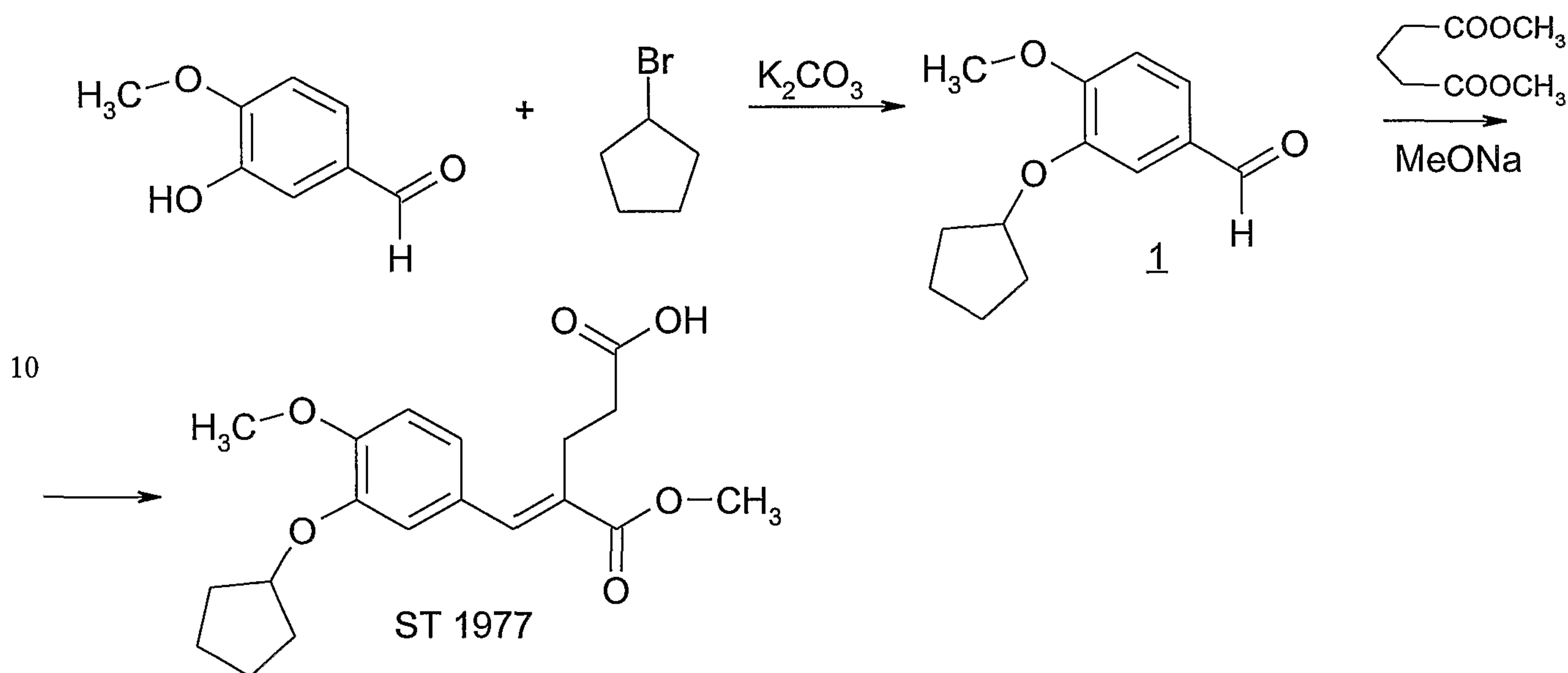
Diagram 4

Of course, the chemical expert in the field will be capable of judging which procedural variants will enable him or her to obtain the compounds desired within the formula (I) framework described above, with the possible combinations envisaged for the various groups.

In particular, in the case of formula (I) compounds in which R_3 is C_1 - C_4 alkoxy, R_1 and R_2 are alkoxy or cycloalkoxy, Y is –

(CH₂)COR₄, and X is -CH₂=, these are preferably prepared with the process described, entirely by way of an example, for compound ST1977, which involves a series of reactions according to the diagram indicated here below.

5

Diagram5

15

Of course, the chemical expert in the field will be capable of judging which procedural variants will enable him or her to obtain the compounds desired within the formula (I) framework described above, with the possible combinations envisaged for the various groups.

20

The following examples further illustrate the invention.

EXAMPLE 1 (Diagram 1)

Preparation of (S)-4-(3-fluoro-4-methoxyphenyl)-2-amino-butanoic acid (ST1496)

Preparation of (S)-N-trifluoroacetyl-aspartic anhydride (1)

Aspartic acid (100 g: 0.75 mol) is suspended in trifluoroacetic acid (300 ml) under mechanical stirring and cooled with an ice and salt bath; trifluoroacetic anhydride is added drop-wise (300 ml: 2.16 mol), adjusting the addition in such a way as not to let the
5 temperature rise above 10°C. On completing the addition, the suspension is left to stir vigorously for half an hour at a temperature below 10°C after which the temperature is allowed to rise slowly. The suspension is reacted for 2 hours at 45°C and for one night at room temperature. Extraction is done with acetone (300 ml) with cooling
10 to solubilise the mass which is of very firm consistency and then the solution is concentrated to dryness. The solid obtained is washed twice with 500 cc of n-hexane and again with 1 litre of n-hexane/ethyl ether at a ratio of 4:1, triturating and vacuum filtering. 135 g of product are obtained which can be used as such if the
15 analyses are compliant. Crystallisation by n-hexane/EtOAc is performed obtaining 119 g of product which is vacuum dried thoroughly at 40°C. Yield 75%.

M.P.: 116-118°C

¹H-NMR (CD₃OD) Varian 300 MHz, δ (ppm): 3.6 (2H,m,CH₂NH),
20 3.96 (3H,s,PhOCH₃); 4.88-5.01 (1H,m,CH₂CHNH); 7.18-7.22 (1H,t,Ar);7.7-7.8 (1H, dd, Ar); 7.82-7.9 (1h, bd, NH)

b) Preparation of (S)-4-(3-fluoro-4-methoxyphenyl-4-oxo-2-(N-trifluoroacetyl)aminobutanoic acid (ST1739)

The N-trifluoroacetyl aspartic anhydride (1) (58 g: 0.275 mol) is suspended in 100 ml of anhydrous CH_2Cl_2 , 2-fluoroanisole (77 ml; 0.68 mol) is then added at room temperature and in a nitrogen atmosphere with mechanical stirring. The temperature is then brought down to $+10^\circ\text{C}$ with an ice bath and AlCl_3 (82 g, 0.616 mol) is added in two portions. The cooling is removed and the suspension is left to reach room temperature. The reaction is left under mechanical stirring at room temperature for 2 days. After approximately 5 hours, when the reaction has taken on a red colour, and has started to become less fluid, another 100 ml of CH_2Cl_2 are added. When the reaction is completed, 300 ml of CH_2Cl_2 are added, the reaction mixture is left under vigorous stirring to triturate the solid and is then vacuum filtered. The dried solid is transferred portion-wise into a beaker containing 2 litres of HCl 6N under vigorous stirring and cooling with ice. A flaky precipitate is formed, the whole is extracted several times with a total of 1 litre of AcOEt or CH_2Cl_2 , the organic phase is separated and brought to dryness after anhydrification on anhydrous Na_2SO_4 . A clear solid or oil is obtained which is crystallised by n-hexane- EtOAc 7:5. Filtration is done by concentrating the mother waters from which further product is recovered which is recrystallised and added to the first crystallised product after TLC control. 43 g of product are obtained. Yield 47%.

M.P.: $116-118^\circ\text{C}$

^1H -NMR (CD_3OD) Varian 300 MHz, δ (ppm): 3.6 (2H,m, CH_2NH), 3,96 (3H,s, PhOCH_3); 4.88-5.01 (1H,m, CH_2CHNH); 7.18-7.22 (1H,t,Ar); 7.7-7.8 (1H, dd, Ar); 7.82-7.9 (1h, bd, NH)

Preparation of (S)-4-(3-fluoro-4-methoxyphenyl-2-(N-trifluoroacetyl)aminobutanoic acid (2)

(S)-4-(3-fluoro-4-methoxyphenyl-4-oxo-2-(N-trifluoroacetyl)aminobutanoic acid (ST1738) (28.8 g, 0.087 mol) is dissolved in 150 ml of CF_3COOH or even less, and, under a nitrogen atmosphere, triethylsilane (54.9 g, 0.348 mol) is added; the solution is slightly refluxed for 8 hours and one night at room temperature. The trifluoroacetic acid is completely eliminated by vacuum evaporation at the lowest possible temperature; the residual oil is cooled with an ice and salt bath and then treated under stirring in a beaker with a saturated solution of NaHCO_3 and then with solid NaHCO_3 , under vigorous stirring, adding ether from time to time to avoid excessive frothing. The aqueous phase is washed with ethyl ether and carefully acidified cold with HCl 6N to pH 3. The product precipitates and is then extracted several times with CH_2Cl_2 . The organic extracts are gathered, washed with little water, dried on anhydrous Na_2SO_4 and then vacuum dried. The solid or oil obtained is crystallised by n-hexane/EtOAc obtaining a white solid which is vacuum dried in an oven. 21 g of product are obtained. Yield 75%.

M.P.: 107-108°C

^1H -NMR (CDCl_3), Varian 300 MHz, δ (p.p.m.): 2.0-2.18 (1H,m, CHHCHNH); 2.22-2.36 (1H,m, CHHCHNH); 2.6-2.7 (2H,t, PhCH_2CH_2); 3.84 (3H,s, PhOCH_3); 4.6-4.7 (1H,m, CH_2CHNH), 6.78 (1H, dd, CHNHCOCF_3); 6.8-6.92 (2H,m,Ar).

5 d) Preparation of (S)-2-(N-trifluoroacetyl)amino-4-(3-fluoro-4-methoxyphenyl)butane-hydroxamic acid (ST1471)

4.8 g (0.015 mol) of (S)-4-(3-fluoro-4-methoxyphenyl)-2-(N-trifluoroacetyl)aminobutanoic acid (2) are suspended in 100 ml of anhydrous CH_2Cl_2 ; 1.15 ml of anhydrous DMF are added and after
10 cooling at 0°C , 3 ml (0.035 mol) of oxalyl chloride are added drop-wise. The suspension is brought to room temperature and is reacted for 1 hour under stirring. The reaction mixture is cooled again to 0°C and 25 ml of 50% NH_2OH in water (0.374 mol) with 50 ml of THF are added drop-wise, leaving the solution to react at room temperature
15 for another 2 hours. To the reaction mixture are added 200 ml of HCl 2N, extracting then several times with CHCl_3 ; the organic phase is then washed with water and concentrated to dryness, obtaining 3.9 g of crude product which, when crystallised several times by a mixture of solvents, gives 2.8 g of product. Yield 55%.

20 M.P.: $144-146^\circ\text{C}$

^1H -NMR (CD_3OD), Varian 300 MHz, δ (p.p.m.): 1.9-2.15 (2H,m, CH_2CHNH); 2.45-2.75 (2H,m, CH_2CH_2); 3.8 (3H,s, PhOCH_3); 4.1-4.2 (1H,t, CH_2CHNH), 4.5 (1H, m, CHNHCOCF_3); 6.8-7.1(3H,m,Ar).

e) Preparation of (S)-4-(3-fluoro-4-methoxyphenyl)-2-aminobutanoic acid (ST1496)

2.2 g (0.0068 mol) of (S)-2-(N-trifluoroacetyl)amino-4-(3-fluoro-4-methoxyphenyl)-butane-hydroxamic acid (ST 1471) are solubilised
5 in 100 ml of anhydrous ethanol, and then, under a light nitrogen flow, 2.4 g of NaBH₄ are added by 0.8 g portions until the reaction is completed, leaving the solution to react for a total of 7 hours under stirring at room temperature. The solution is acidified with HCl 6N after cooling, the salts which have formed are filtered off and the
10 aqueous solution is concentrated to eliminate ethanol, adding more water and washing with CHCl₃. The solution is then alkalinised cold to pH 8 with a saturated solution of Na₂CO₃, obtaining a solid which, when filtered and oven-dried, gives 1.1 g of product. Yield 68%.

M.P.: 164-167 °C

15 ¹H-NMR (DMSO-d₆), Varian 200 MHz, δ (p.p.m.): 1.5-1.9 (2H,m,CH₂CHNH); 2.45-2.65 (2H,m,CH₂CH₂); 2.9-3.05 (1H,t,CH₂CHNH); 3.8 (3H,s,PhOCH₃); 6.9-7.1 (3H,m,Ar).

EXAMPLE 2 (Diagram 2)

20 **Preparation of 4-[3-(cyclopentyloxy)-4-methoxyphenyl]-4-oxo-butanoic acid (ST 1689)**

Preparation of 4-(3,4-dimethoxyphenyl)-4-oxo-butanoic acid (1)

11.4 g (0.09 mol) of 1,2-dimethoxybenzene are mixed with 3 g (0.03 mol) of succinic anhydride, and then, under stirring, the semisolid mass is added with 7.8 g (0.06 mol) of AlCl₃ under a light

nitrogen flow. After 24 hours at room temperature under a nitrogen atmosphere, 300 ml of ethyl ether are added. A precipitate is formed which is filtered and treated by cooling with 100 ml of HCl 6N, extracting several times with CH₂Cl₂ and washing with water. The
5 organic solution, anhydried with anhydrous sodium sulphate, is concentrated to dryness, obtaining a yellow solid which is crystallised by n-hexane/EtOAc giving 3 g of product. Yield 50%.

M.P.: 160-162°C

¹H-NMR (CDCl₃), Varian 200 MHz, δ (p.p.m.): 2.7-2.8 (2H,m,
10 CH₂); 3.2-3.4 (2H,m, CH₂); 3.93 (3H,s,PhOCH₃); 3.95 (3H,s,PhOCH₃); 6.8-6.95(1H,d,Ar); 7.5-7.6 (1H,s,Ar); 7.5-7.7 (1H,d,Ar).

Preparation of 4-[3-(cyclopentyloxy)-4-methoxyphenyl]-4-oxo-butanoic acid (ST 1689)

4.7 g (0.019 mol) of 4-(3,4-dimethoxyphenyl)-4-oxo-butanoic
15 acid (FN 549) are dissolved in 50 ml of 47% HBr in water, heating to reflux for one hour until the reaction compound disappears. The reaction solution is concentrated to dryness, adding acetonitrile several times, and then the dark pitch is extracted hot several times with ethyl ether. On concentrating the organic solution to dryness,
20 3.3 g of crude product are obtained, which can be used as such in the next reaction. 3.3 g (0.015 mol) of crude 4-(3-hydroxy-4-methoxyphenyl)-4-oxo-butanoic acid (FN 551) are suspended in 30 ml of anhydrous DMF with 6.2 g (0.045 mol) of K₂CO₃, left under stirring for 30 minutes, and then added with 2.4 ml (0.0225 mol) of

bromocyclopentane and heated at 70°C for 4 hours under a nitrogen atmosphere. After one night at room temperature, the reaction mixture is dried under reduced pressure and the residue obtained is divided between HCl 2N and EtOAc, washing the organic phase with
5 water. The reaction mixture is anhydriified on anhydrous sodium sulphate and evaporated to dryness, obtaining a dark oil which is chromatographed on a silica gel column, eluting with n-hexane/EtOAc. After crystallisation, the same mixture of solvents yields fractions containing the dried product. 0.63 g of product are
10 obtained. Yield 14%.

M.P.: 111-113°C

¹H-NMR (DMSO_{d6}), Varian 300 MHz, δ (p.p.m.): 1.4-1.8 (8H,m,ciclopentile); 2.5-2.6 (2H,m, CH₂); 3.1-3.2 (2H,m, CH₂); 3.8 (3H,s,PhOCH₃); 4.9-5.1 (1H,t, CH); 7.0 (1H,d,Ar); 7.25 (1H,d,Ar);
15 7.45 (1H,d,Ar).

EXAMPLE 3 (Diagram 3)

Preparation of 4-(3-fluoro-4-methoxyphenyl-4-oxo-2-(N-trifluoroacetyl)aminobutanoic acid (ST1738)

Preparation of N-trifluoroacetyl-aspartic anhydride (1)

20 Aspartic acid (100 g: 0.75 mol) is suspended in trifluoroacetic acid (300 ml) and cooled under mechanical agitation in an ice and salt bath; trifluoroacetic acid (300 ml: 2.16 mol) is added drop-wise, adjusting the addition so that the temperature does not rise above 10°C. On completing the addition, the suspension is left for half an

hour under vigorous stirring at a temperature below 10°C, after which the temperature is allowed to rise slowly to room temperature. The solution is reacted for 2 hours at 45°C and for 1 night at room temperature. Extraction is done with acetone (300 ml) and cooling to
5 solubilise the mass which is of very firm consistency and the solution is then concentrated to dryness. The solid obtained is washed twice with 500 cc of n-hexane and then with 1 litre of n-hexane/ethyl ether at a ratio of 4:1, triturating and vacuum filtering. 135 g of product are obtained which can be used as such if the
10 analyses are compliant. The product is crystallised by n-hexane/EtOAc obtaining 119 g of product which is vacuum dried thoroughly at 40°C. Yield 75%.

M.P.: 134-136°C

¹H-NMR (DMSO_{d6}), Varian 300 MHz, δ(p.p.m.): 2.85-3.3
15 (2H,m,CH₂); 4.95-5.1 (1H,m,CHNH); 9.6-9.8 (1H,bd,CHNHCOCF₃).

Preparation of 4-(3-fluoro-4-methoxyphenyl-4-oxo-2-(N-trifluoroacetyl)aminobutanoic acid (ST1738)

N-trifluoroacetyl aspartic anhydride (1) (58 g: 0.275 mol) is suspended in 100 ml of anhydrous CH₂Cl₂, 2-fluoroanisole (77 ml; 0.68 mol) is then added at room temperature and in a nitrogen
20 atmosphere with mechanical stirring. The temperature is then brought down to +10°C with an ice bath and AlCl₃ (82 g: 0.616 mol) is added in two portions. The cooling is removed and the suspension is left to reach room temperature. The reaction is left under

mechanical stirring at room temperature for 2 days. After approximately 5 hours, when the reaction has taken on a red colouring, and has started to become less fluid, another 100 ml of CH₂Cl₂ are added. When the reaction is complete, 300 ml of CH₂Cl₂ are added, the reaction mixture is left under vigorous stirring to triturate the solid and is then vacuum filtered. The dried solid is transferred portion-wise into a beaker containing 2 litres of HCl 6N under vigorous stirring and cooling with ice. A flaky precipitate is formed, the whole is extracted several times with a total of 1 litre of AcOEt or CH₂Cl₂, the organic phase is separated and brought to dryness after anhydrification on anhydrous Na₂SO₄. A clear solid or oil is obtained which is crystallised by n-hexane-EtOAc 7:5. Filtration is done by concentrating the mother waters from which another product is recovered which is recrystallised and added to the first crystallised product after TLC control. 43 g of product are obtained. Yield 47%.

M.P.: 116-118°C

¹H-NMR (CD₃OD) Varian 300 MHz, δ (ppm): 3.6 (2H,m,CH₂CHNH), 3.96 (3H,s,PhOCH₃); 4.88-5.01 (1H,m,CH₂CHNH); 7.18-7.22 (1H,t,Ar); 7.7-7.8 (1H, dd, Ar); 7.82-7.9 (1H, bd, NH).

EXAMPLE 4 (Diagram 3)

Preparation of 4-(3-fluoro-4-methoxyphenyl-2-(N-trifluoroacetyl)aminobutanoic acid (ST1741)

(S)-4-(3-fluoro-4-methoxyphenyl-4-oxo-2-(N-trifluoroacetyl)

aminobutanoic acid (ST1738) (28.8 g 0.087 mol) is dissolved in 150 ml of CF₃COOH or even less, and, under a nitrogen atmosphere, triethylsilane (54.9 g, 0.348 mol) is added; the solution is slightly refluxed for 8 hours and one night at room temperature. The
5 trifluoroacetic acid is completely eliminated by vacuum evaporation at the lowest possible temperature; the residual oil is cooled with an ice and salt bath and then treated under stirring in a beaker with a saturated solution of NaHCO₃ and then with solid NaHCO₃, under vigorous stirring, adding ether from time to time to avoid excessive
10 frothing. The aqueous phase is washed with ethyl ether and carefully acidified cold with HCl 6N to pH 3. The product precipitates and is then extracted several times with CH₂Cl₂. The organic extracts are united, washed with little water, dried on anhydrous Na₂SO₄ and then vacuum dried. The solid or oil obtained is
15 crystallised by n-hexane/EtOAc obtaining a white solid which is vacuum dried in an oven. 21 g of product are obtained. Yield 75%.

M.P.: 107-108°C

¹H-NMR (CDCl₃), Varian 300 MHz, δ (p.p.m.): 2.0-2.18 (1H,m,CHHCHNH); 2.22-2.36 (1H,m,CHHCHNH); 2.6-2.7 (2H,t,PhCH₂CH₂); 3.84 (3H,s,PhOCH₃); 4.6-4.7 (1H,m,CH₂CHNH),
20 6.78 (1H, dd, CHNHCOCF₃); 6.8-6.92 (2H,m,Ar).

EXAMPLE 5 (Diagram 4)

Preparation of (3E)-4-[3-(cyclopentyloxy)-4-methoxyphenyl]-3-(methoxycarbonyl)-3-butenic acid (ST1503)

To a solution of sodium methoxide in methanol, prepared by dissolving 4 g (0.174 mol) of sodium methylate in 100 ml of methanol, is added drop-wise, under a nitrogen atmosphere, a solution of 32.5 g (0.147 mol) of 3-cyclopentyloxy-4-methoxybenzaldehyde (1) and 19.8 ml (0.15 mol) of dimethyl succinate. The solution is then heated under stirring for 4 hours to reflux and, after cooling, is concentrated to dryness, obtaining an oily product, which after treatment with a saturated solution of NaHCO₃ at alkaline pH, is washed several times with ethyl ether. The aqueous solution is acidified with HCl 6N at pH 4 and the product is extracted several times with ethyl ether, washing with water until neutral pH is obtained. The organic phase is anhydrified with anhydrous sodium sulphate and concentrated to dryness. The crude solid obtained is crystallised by n-hexane/AcOEt, giving 20 g of product. Yield 41%.

M.P.: 119-121°C

¹H-NMR (CDCl₃), Varian 300 MHz, δ (p.p.m.): 1.5-1.7 (2H, m, cyclopentyl); 1.7-2.0 (6H, m, cyclopentyl); 3.6 (2H, s, CH₂COOH); 3.85 (3H, s, COOCH₃); 3.87 (3H, s, OCH₃); 4.75-4.82 (1H, m, OCH); 6.85-7.0 (3H, m, Ar); 7.26 (1H, s, ArCH=).

EXAMPLE 6 (Diagram 4)

Preparation of 3-[3-(cyclopentyloxy)-4-methoxybenzyl]-4-methoxy-4-oxobutanoic acid (ST 1504)

16.5 g (0.049 mol) of (3E)-4-[3-(cyclopentyloxy)-4-methoxyphenyl]-3-(methoxycarbonyl)-3-butenic acid (ST1503) are solubilised in 450 ml of AcOEt, heating slightly; 1.8 g of Pd/C are added and the solution is hydrogenated in Parr at 52 p.s.i. for 3 hours. The suspension is filtered on a celite bed and concentrated to dryness, obtaining an oil, which solidifies after washing with petroleum ether. A crude product is obtained which when crystallised by n-hexane/AcOEt gives 12 g of product. Yield 73%.

P.F.: 68-70°C

¹H-NMR (CDCl₃), Varian 300 MHz, δ (p.p.m.): 1.5-1.7 (2H,m,cyclopentyl); 1.7-2.0 (6H,m,cyclopentyl); 2.38-2.5 (1H,m,CH₂COOH); 2.6-2.8 (2H,m,CH₂COOH,CH₂Ar); 2.9-3.13 (2H,m,CHCOOCH₃,CH₂Ar); 3.65 (3H,s,COOCH₃); 3.8 (3H,s,OCH₃); 4.68-4.8 (1H,m,OCH); 6.6-6.82 (3H,m,Ar).

EXAMPLE 7 (Diagram 4)

Preparation of (R,S)-3-methoxycarbonyl-4-(3-cyclopentyloxy-4-methoxyphenyl)butane-hydroxamic acid (ST 1505)

1.8 g (0.0053 mol) of ST1504 are solubilised in 40 ml of methylene chloride. 0.39 ml of N,N-DMF (0.00535 mol) are added under stirring at room temperature, the solution is cooled to 0°C and 1.05 ml of oxalyl chloride is added (0.0123 mol). The solution is maintained for 1 hour at room temperature and then cooled again to 0°C and 8.14 ml (0.133 mol) of 50% hydroxylamine in H₂O is added

drop-wise, diluted with 16 ml of THF. The solution is held for 2 hours at room temperature under stirring, acidified cold with HCl 2N 50 ml and the solution is extracted twice with CHCl₃. The CHCl₃ washed with H₂O until neutral pH is achieved, is dried on anhydrous sodium sulphate and vacuum concentrated. 1.9 g of oily product are obtained which is crystallised by a mixture of ethyl ether 20 ml and AcOEt 5 ml - hexane 10 ml.

M.P.: 114°-117°C.

EXAMPLE 8 (Diagram 4)

Preparation of methyl (2E)-3-[3-(cyclopentyloxy)-4-methoxyphenyl]-2-[2-(hydroxyamino)-2-oxoethyl]-2-propenoate (ST1701)

1,4 g (0,0042 mol) of ST 1503 are solubilised in 3,5 ml of methylene chloride. 0,31 ml of N,N-DMF (0,0042 mol), are added under stirring at room temperature, the solution is cooled to 0°C and 0,85 ml (0,0097 mol) of oxalyl chloride is added.

The solution is maintained for 1 hour at room temperature and then cooled again to 0°C and 7 ml (0,105 mol) of 50% hydroxylamine in H₂O is added drop-wise, diluted with 14 ml of THF.

The solution is held for 2 hours at room temperature under stirring, acidified cold with HCl 2N 55 ml and the solution is extracted twice with CHCl₃. The CHCl₃ washed with H₂O until neutral pH is achieved, is dried on anhydrous sodium sulphate and

vacuum concentrated. 1 g of oily yellow product are obtained which is crystallised by a mixture of isopropyl ether and AcOEt. Yield 68%.

M.P. 142-144°C

¹H-NMR (CDCl₃), Varian 300 MHz, δ (p.p.m.): 1,5-2,1

5 (8H,m,ciclopentyl); 3,45 (2H,s,CH₂); 3,85 (3H,s,COOCH₃); 3,9 (3H,s,OCH₃); 4,95 (1H,m,CH); 6,9-7,2 (2H,dd,Ar); 7,45 (1H,s,Ar); 7,82 (1H,s,Ph-CH=); 7,6-7,9 (1H,bs,OH); 9,2 (1H,bs,NH).

EXAMPLE 9 (Diagram 4)

Preparation of methyl (3E)-3-methoxycarbonyl-4-(3-cyclopentoxy-4-methoxyphenyl)-3-butenate (ST 1945)

1,67 g (0,005 mol) of (3E)-4-[3-(cyclopentyloxy)-4-methoxyphenyl]-3-(methoxycarbonyl)-3-butenic acid are suspended in 8 ml of methylene chloride. 0,36 ml of N,N-DMF (0,005 mol), are added under stirring at room temperature, the solution is cooled to 15 0°C and 0,87 ml (0,01 mol) of oxalyl chloride is added.

The solution is maintained for 1 hour at room temperature and then the solvent is completely eliminated by vacuum evaporation. To the amorphous coloured solid obtained 6 ml of methanol is added at 0°C.

20 The solution is held for 2 hours at room temperature under stirring, the solvent is completely eliminated by vacuum evaporation.

1,2 g of a dark oily product obtained is purified by flash-chromatography on silica gel, eluting with n-hexane/EtOAc 8:2.

600 mg of crystallised product is obtained from the fractions when the solvent is eliminated by vacuum evaporation. Yield 34%.

$^1\text{H-NMR}$ (CDCl_3), Varian 300 MHz, δ (p.p.m.): 1,5-1,7 (2H,m,ciclopentyl); 1,7-2,0 (6H,m,ciclopentyl); 3,58 (2H,s, CH_2COOH); 3,75 (3H,s, $\text{CH}_2\text{COOCH}_3$); 3,83 (3H,s, COOCH_3); 3,87 (3H,s, OCH_3); 4,7-4,8 (1H,m, OCH); 6,85-7,0 (3H,m,Ar); 7,83 (1H,s, ArCH=).

EXAMPLE 10 (Diagram 5)

Preparation of (4E)-5-[3-(ciclopentyloxy)-4-methoxyphenyl]-4-(methoxycarbonyl)-4-pentenoic acid (ST 1977)

To a solution of sodium methoxide in methanol, prepared by dissolving 0,26 g (0,011 mol) of sodium methylate in 8 ml of methanol, is added drop-wise, under a nitrogen atmosphere, a solution of 2,0 g (0,00908 mol) of 3-cyclopentyloxy-4-methoxybenzaldehyde (1) and 1,5 ml (0,01 mol) of dimethyl glutarate.

The solution is then heated under stirring for 2,5 hours to reflux and, after cooling, is concentrated to dryness, obtaining an oily product, which after treatment with a solution of NaHCO_3 at alkaline pH, is washed several times with ethyl ether.

The aqueous solution is acidified with HCl 6N at pH 3 and the product is extracted several times with ethyl ether, washing with water until neutral pH is obtained. The organic phase is anhydrified with anhydrous sodium sulphate and concentrated to dryness. The

crude solid obtained is crystallised by n-hexane/AcOEt, giving 0,4 g of product. Yield 13 %.

M.P.: 99-101°C

¹H-NMR (CDCl₃), Varian 300 MHz, δ (p.p.m.): 1,5-1,7
5 (2H,m,ciclopentyl); 1,7-2.0 (6H,m,ciclopentyl); 2,62 (2H,t,CH₂COOH);
2,95 (2H,t,CH₂CH₂COOH) 3,85 (3H,s,COOCH₃); 3,87 (3H,s,OCH₃);
4,75-4,82 (1H,m,OCH); 6,85-7,0 (3H,m,Ar); 7,65 (1H,s,ArCH=).

The compounds according to the invention described herein are useful as PDE IV inhibitors.

10 Assays conducted with standard procedures, e.g. as described by Cortij et al., Br. J. Pharmacol. 108:562, 1993 or Nichol森 CD et al., Trends Pharmacol. Sci. 12:19, 1991 have yielded the following results for compounds figuring among the examples envisaged within the framework of the invention described herein.

Compound	Species	Concentration (μ M)	% inhibition
ST 1504	human	100	84
ST 1505	human	100	86
ST 1701	human	100	88

The following determination of IC₅₀ for inhibition of PDE IV activity and competition at the rolipram receptor, conducted with standard processes, e.g. as described by Duplantier A.J. et al., J. Med. Chem. 39: 120, 1996 and by Thorphy T.J. et al., J Pharmacol. Exp. Ther., 263: 1195, 1992 have yielded the following results for compounds figuring among the examples envisaged within the framework of the invention described herein

Compound	Origin	IC ₅₀ (μ M) PDE4 Activity (L)PDE4	Origin	IC ₅₀ (μ M) Rolipram receptor (H)PDE4	H/L
ST 1945	Human	0.19	Mouse brain	0.571	0.33
ST 1701	Human	1.2	Mouse brain	0.615	0.51
ST 1977	Human	1.3	Mouse brain	9.27	7.13
ST 1505	Human	4.7	Mouse brain	3.5	0.74
ST 1503	Human	6.2	Mouse brain	N.C.	-
ST 1504	Human	8.7	Mouse brain	>10.0	>1.15

N.C. means value not calculable because of no inhibition at the highest test concentration, however it means low affinity for rolipram receptor.

As reported in WO 00/51598, authors: Christensen S.B., Barnette M.S. and Thorphy T.J. and widely confirmed by other authors in related literature, if a compound exhibits H/L IC₅₀ ratio of about 0.1 or greater calculated as the ratio of the IC₅₀ (H) for high affinity rolipram binding form (HPDE4) divided by the IC₅₀ (L) for the form which binds rolipram with low affinity (LPDE4), it will have an acceptable therapeutic index for treating asthma or chronic obstructive pulmonary disease (COPD), minimising side effects typical of phosphodiesterase IV inhibitors as rolipram.

Selectivity of these compounds for inhibition of phosphodiesterase IV (PDE4) activity over other phosphodiesterases was demonstrated by assays conducted with standard processes, e.g. as described by Nichol森 CD et al., Trends Pharmacol. Sci. 12:19, 1991. These assays have yielded the following results for compounds figuring among the examples envisaged within the framework of the invention described herein.

% PDE inhibition at 100 μ M						
Compound	PDE1 (bovine)	PDE2 (human)	PDE3 (human)	PDE4 (human)	PDE5 (human)	PDE6 (bovine)
ST 1701	42	16	52	94	30	58

The compounds according to the invention described herein are useful as medicaments, and particularly as phosphodiesterase IV inhibitors. The compounds according to the invention can

therefore be used in the preparation of medicaments with phosphodiesterase IV inhibitory activity, particularly for the treatment of asthma or for the treatment of chronic obstructive pulmonary disease.

5 The compounds according to the invention also exert an inhibitory action on the release of TNF (Tumor Necrosis Factor) induced by bacterial LPS (lipopolysaccharides). In *in-vitro* activity tests, conducted as described in the International patent application WO 98/33762, the compounds according to the invention have
10 demonstrated a TNF inhibitory action comparable to that shown by the compounds described in 98/33762.

Therefore, the compounds according to the invention are useful as medicaments, particularly for the treatment and prevention of septic shock.

15 As far as industrial applicability is concerned, the formula (I) compounds described herein will be formulated in pharmaceutical compositions as active ingredients. Pharmaceutical compositions are conventionally known and contain a therapeutically effective amount of active ingredient in mixtures with pharmaceutically acceptable
20 excipients and/or vehicles.

The subject matter of the invention described herein comprises pharmaceutical compositions containing as their active ingredient at least one formula (I) compound, either alone or in combination with one or more formula (I) compounds. The active ingredient according

to the invention described herein will be in admixture with appropriate vehicles and/or excipients commonly used in pharmaceutical technology, such as, for example, those described in "Remington's Pharmaceutical Sciences Handbook", latest edition.

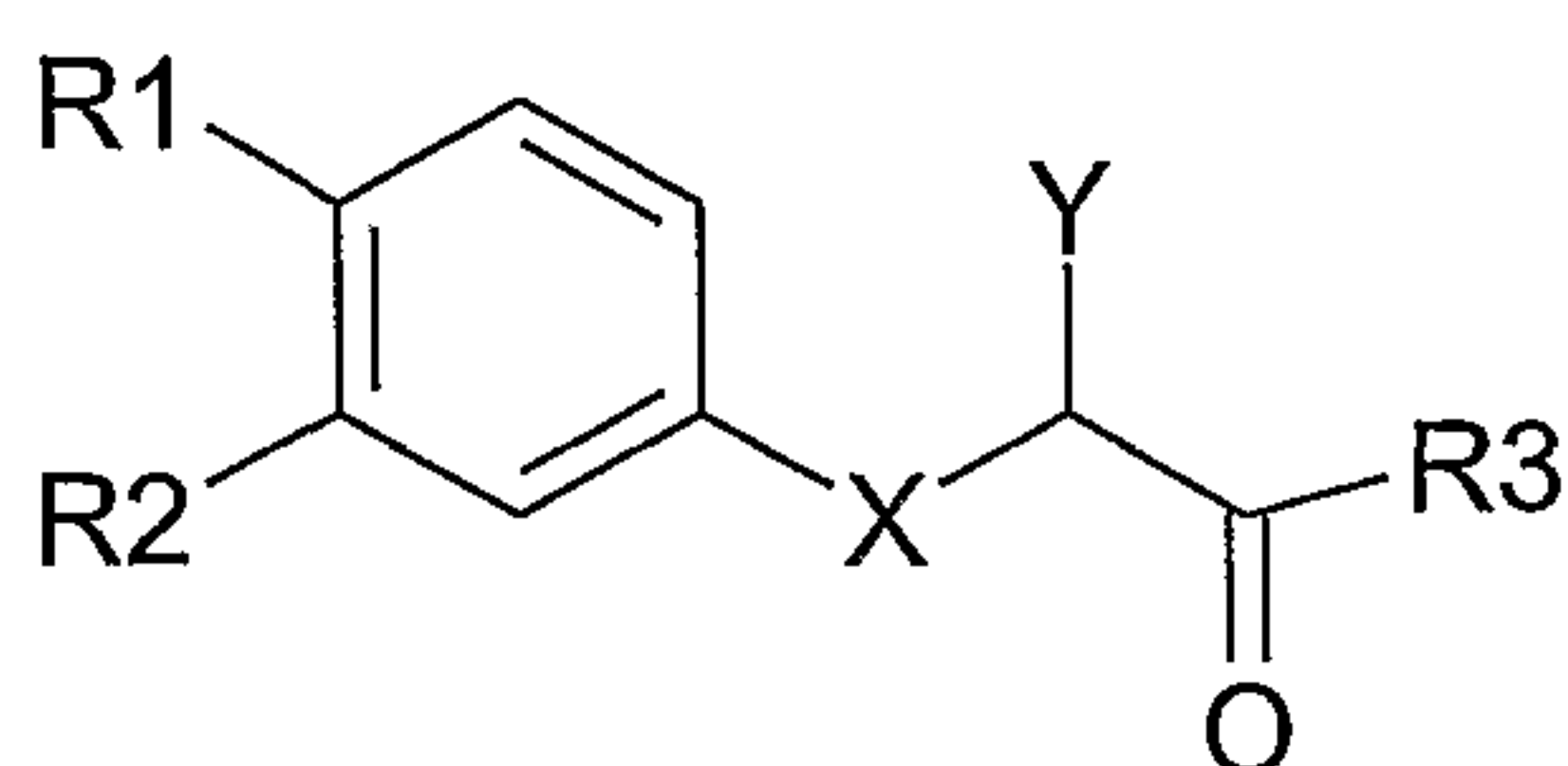
5 The compositions according to the invention described herein will contain a therapeutically effective amount of the active ingredient. The doses will be decided by the expert in the field, e.g. by the clinician or primary care physician according to the type of disease to be treated and the patient's condition, or concomitantly with the
10 administration of other active ingredients. By way of an example, doses ranging from 0.1 to 100 mg/kg may be indicated.

Examples of pharmaceutical compositions are those that permit oral or parenteral, intravenous, intramuscular, subcutaneous, and transdermal administration as well as
15 administration by nasal or oral spray. Pharmaceutical compositions suitable for the purpose are tablets, soft or rigid capsules, powders, solutions, suspensions, syrups, and solid forms for extemporaneous liquid preparations. Compositions for parenteral administration include, for example, all the intramuscular, intravenous and
20 subcutaneous injectable forms and those which can be administered in the form of solutions, suspensions, or emulsions. We should also mention the liposomal formulations. The compositions also include forms entailing the controlled release of the active ingredient, whether in oral administration, as tablets

coated with various layers, microencapsulated powders, complexes with cyclodextrin, and depot forms, e.g. of the subcutaneous type, or as depot injections and implants.

CLAIMS

1. Formula (I) compounds



(I)

where:

R_1 and R_2 , which may be the same or different, are halogen, hydroxy, straight or branched C_1 - C_4 alkoxy, C_5 - C_6 cycloalkoxy;

X is $-(CH_2)_n-$, $-CO-(CH_2)_n-$, where n is 1 or 2, or X is $-CH=$;

R_3 is $-OH$, $-NHOH$, straight or branched C_1 - C_4 alkoxy;

Y is H , $-(CH_2)_nCOR_4$, $-COR_4$, $-NHR_5$, where R_4 is $-OH$, $-NHOH$, straight or branched C_1 - C_4 alkoxy, R_5 is H , C_1 - C_4 alkanoyl optionally substituted by halogens;

n is an integer between 1 and 4, extremes included;

their enantiomers, diastereoisomers and mixtures of the same, and their pharmaceutically acceptable salts.

2. Compounds according to claim 1, in which R_1 is halogen and R_2 alkoxy or cycloalkoxy.

3. Compounds according to claim 1, in which R_3 is $-NHOH$.

4. Compounds according to claim 1, in which X is $-CH=$.

5. Compounds according to claim, in which R_3 is $-OH$.

6. Compounds according to claim 1, in which Y is $-(CH_2)_nCOR_4$, where R_4 is $-NHOH$.

7. Compounds according to claim 1, in which Y is $-(CH_2)_nCOR_4$, where n is 2 and R_4 is -OH.
8. Compounds according to claim 1, in which Y is $-(CH_2)_nCOR_4$, where n is 1 and R_4 is straight or branched C_1 - C_4 alkoxy.
- 5 9. Compound according to claim 1, selected from the group consisting of:
- (S)-2-(N-trifluoroacetyl)amino-4-(3-fluoro-4-methoxyphenyl)-butane-hydroxamic acid;
 - (S)-2-amino-4-(3-fluoro-4-methoxyphenyl)-butane-10 hydroxamic acid;
 - (3E)-3-methoxycarbonyl-4-(3-cyclopentoxo-4-methoxyphenyl)-3-butenic acid;
 - (R,S)-3-methoxycarbonyl-4-(3-cyclopentoxo-4-methoxyphenyl)-butanoic acid;
 - 15 - 4-oxo-4-(3-cyclopentylloxy-4-methoxyphenyl)-butanoic acid;
 - methyl (2E)-3-[3-(cyclopentylloxy)-4-methoxyphenyl]-2-[2-(hydroxyamino)-2-oxoethyl]-2-propenoate;
 - 4-(3-fluoro-4-methoxyphenyl)-4-oxo-2-[(trifluoroacetyl)-amino]-butanoic acid;
 - 20 - (2S)-4-(3-fluoro-4-methoxyphenyl)-4-oxo-2-[(trifluoroacetyl)amino]butanoic acid;
 - 4-(3-fluoro-4-methoxyphenyl)-2-[(trifluoroacetyl)amino]-butanoic acid;

- (R,S)-3-methoxycarbonyl-4-(3-cyclopentyloxy-methoxyphenyl)butane-hydroxamic acid;
- methyl (3E)-3-methoxycarbonyl-4-(3-cyclopentoxymethoxyphenyl)-3-butenate;
- 5 - (4E)-5-[3-(cyclopentyloxy)-4-methoxyphenyl]-4-(methoxycarbonyl)-4-pentenoic acid.

10. Compounds according to claim 1, for use as medicaments.

11. Use of compounds according to claim 1 for the preparation of a medicament possessing phosphodiesterase IV inhibitory activity.

10 12. Use of compounds according to claim 1 for the preparation of a medicament useful for the treatment of asthma.

13. Use of compounds according to claim 1 for the preparation of a medicament useful for the treatment of chronic obstructive pulmonary disease.

15 14. Use of compounds according to claim 1 for the preparation of a medicament useful for the prevention and/or treatment of septic shock.

15. Pharmaceutical compositions containing at least one compound according to claim 1 in admixture with at least one
20 pharmaceutically acceptable vehicle or excipient.

