L. B. WEISSBROD.

PURSE OR BILL FOLDER.

APPLICATION FILED APR. 21, 1910.

975,813.

Patented Nov. 15, 1910.

Fig. 1.

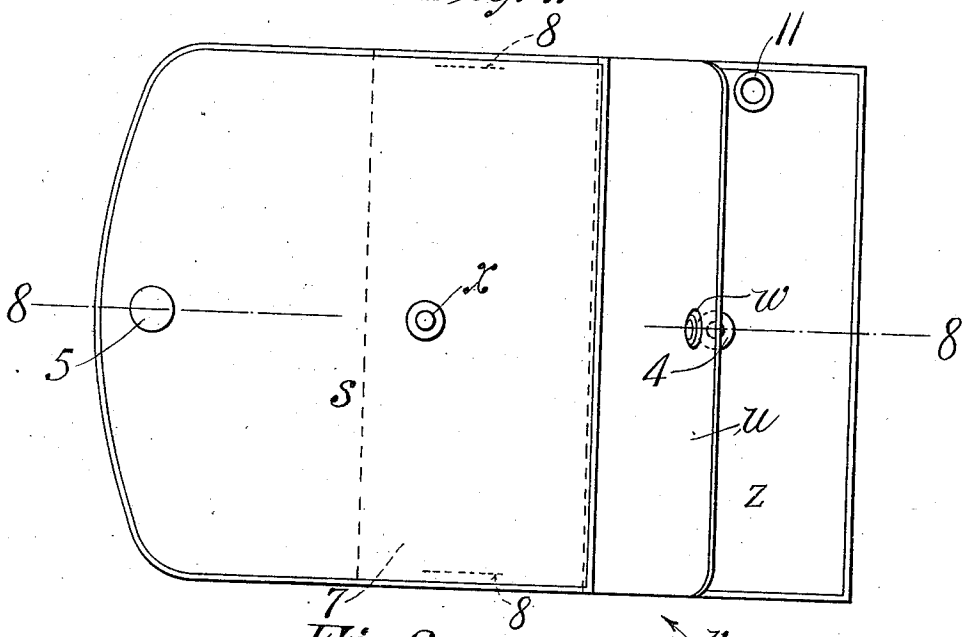


Fig. 2.

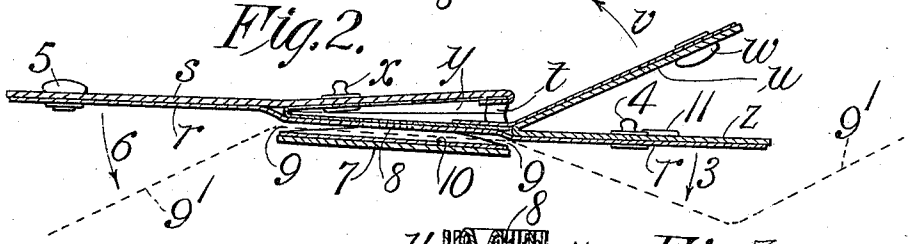


Fig. 3.

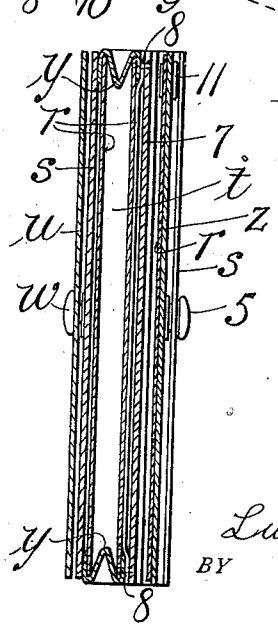


WITNESSES:

H. K. Sprague

Harry W. Bowen

INVENTOR,

Luther B. Weissbrod

BY

Chapin & Co.

ATTORNEY.

THE NORRIS PETERS CO., WASHINGTON, D. C.

# UNITED STATES PATENT OFFICE.

LUTHER B. WEISSBROD, OF GREENFIELD, MASSACHUSETTS.

## PURSE OR BILL-FOLDER.

975,813. Specification of Letters Patent. Patented Nov. 15, 1910.

Application filed April 21, 1910. Serial No. 556,705.

*To all whom it may concern:*

Be it known that I, LUTHER B. WEISSBROD, a citizen of the United States of America, residing at Greenfield, in the county of Franklin and State of Massachusetts, have invented new and useful Improvements in Purses or Bill-Folders, of which the following is a specification.

This invention relates to purses or bill folders and consists, broadly, in providing a sheet member substantially the length of an ordinary bill so that when the bill and purse are folded the ends of the folded bill will be flush with one of the folds thereof.

The objects of the invention are,—(1) to provide a structure that is adapted to permit the folding of bills a small number of times so that when the purse and the bills are folded together they will present as little thickness as possible, making it convenient for the user to carry; (2) to provide means to prevent the lateral displacement or loss of a bill from the purse when the purse and bill are folded up; (3) to provide means in connection with the sheet member, preferably on the opposite side which receives the bills, for the purpose of affording a pocket for receiving cards or small flat articles, as tickets, and a flap member for retaining said articles in the pocket portion.

In the drawings forming part of this application,—Figure 1 is a view of a structure, in which the sheet member is provided on the rear side thereof with an additional pocket construction, the pocket construction being adapted to be closed by a flap member. Fig. 2 is a longitudinal sectional view on the line 2—2 of Fig. 1, showing the purse open and in dotted lines a bill in place before folding. Fig. 3 is a sectional view of the structure shown in Fig. 1 in a folded position, the section being taken on the line at right angles to the line 2—2 of Fig. 1 and through substantially the middle portion of the purse when folded.

Referring now to the construction shown in the figures in which a pocket construction is provided. The lining member *r* is made in one piece, and as shown extends from one side to the other of the purse.

*s* designates a strip that is attached to the lining member *r* by means of cement or pasting, and extends toward the right, as shown, whereby a pocket portion is provided, as shown at *t*. This pocket portion is adapted to be closed by means of the flap member *u* which folds in the direction of the arrow *v* and the fastening device *w* engages its mate, as shown at *x*. The pocket portion *t* is constructed with a gusset portion *y*. The flap member *u* is made continuous with the portion *z* which part is adapted to fold in the direction of the arrow 3, and the fastening device 4 to be locked to the fastening device 5 on the part *s* which is folded in the direction of the arrow 6. Attached to the lining member *r* and the gusset portion *y* is a transversely extending piece 7 by means of the stitches shown at 8 which, it will be noticed, occupy only a small part of the width of the member 7, so that the edges thereof can be turned upward to afford an entrance 9 for the passage of the bills, shown at $9^1$, and at the same time prevent their being lost from the purse.

10 designates a lining for the member 7 which is glued or pasted thereto.

When the bills are slipped under the member 7 they are folded in the same manner as that described, that is to say two folds are given to the bills at each of the edges of the member 7, or at the space 9, so that the bill is folded three times, and when in the folded position all of the parts are of the same thickness.

11 designates an eyelet for attaching a chain, if desired.

What I claim, is:—

A purse or bill-folder comprising a one-piece member extending from end to end of the purse and constituting the bill-receiving side, means attached to said member for preventing the lateral displacement of the bills, flap pieces attached to the one-piece member for closing the bill-receiving compartment, a compartment oppositely disposed in relation to the bill compartment, the flap for closing said oppositely located compartment being integral with one of the bill flaps for closing the bill compartment, and the outer portion of said oppositely located compartment being integral with the outer flaps for closing the bill-receiving compartment, and suitable fastening means for said flaps.

LUTHER B. WEISSBROD.

Witnesses:

CHARLES N. STODDARD,
PHILIP H. BALL.