



(43) International Publication Date  
31 March 2016 (31.03.2016)

(51) International Patent Classification:

C03C 3/085 (2006.01) C03C 3/093 (2006.01)  
C03C 3/087 (2006.01) C03C 3/097 (2006.01)  
C03C 3/091 (2006.01) C03C 4/08 (2006.01)

(21) International Application Number:

PCT/US2015/052103

(22) International Filing Date:

25 September 2015 (25.09.2015)

(25) Filing Language:

English

(26) Publication Language:

English

(30) Priority Data:

62/055,275 25 September 2014 (25.09.2014) US

(71) Applicant: CORNING INCORPORATED [US/US]; 1 Riverfront Plaza, Corning, New York 14831 (US).

(72) Inventors: BOOKBINDER, Dana Craig; 2675 Davis Road, Corning, New York 14830 (US). BORRELLI, Nicholas Francis; 935 West Water Street, Elmira, New York 14905 (US). DEJNEKA, Matthew John; 2385 Ellison Road, Corning, New York 14830 (US). GROSS, Timothy Michael; 49 Summit Avenue, Corning, New York 14830 (US). GUO, Xiaojun; 66 Overbrook Road, Painted Post, New York 14870 (US). STEWART, Ronald Leroy; 5 Cardinal Lane, Elmira, New York 14903 (US).

(74) Agent: SCHAEBERLE, Timothy M; Corning Incorporated, Intellectual Property Department, SP-Ti-03-01, Corning, New York 14831 (US).

(81) Designated States (unless otherwise indicated, for every kind of national protection available): AE, AG, AL, AM, AO, AT, AU, AZ, BA, BB, BG, BH, BN, BR, BW, BY, BZ, CA, CH, CL, CN, CO, CR, CU, CZ, DE, DK, DM, DO, DZ, EC, EE, EG, ES, FI, GB, GD, GE, GH, GM, GT, HN, HR, HU, ID, IL, IN, IR, IS, JP, KE, KG, KN, KP, KR, KZ, LA, LC, LK, LR, LS, LU, LY, MA, MD, ME, MG, MK, MN, MW, MX, MY, MZ, NA, NG, NI, NO, NZ, OM, PA, PE, PG, PH, PL, PT, QA, RO, RS, RU, RW, SA, SC, SD, SE, SG, SK, SL, SM, ST, SV, SY, TH, TJ, TM, TN, TR, TT, TZ, UA, UG, US, UZ, VC, VN, ZA, ZM, ZW.

(84) Designated States (unless otherwise indicated, for every kind of regional protection available): ARIPO (BW, GH, GM, KE, LR, LS, MW, MZ, NA, RW, SD, SL, ST, SZ, TZ, UG, ZM, ZW), Eurasian (AM, AZ, BY, KG, KZ, RU, TJ, TM), European (AL, AT, BE, BG, CH, CY, CZ, DE, DK, EE, ES, FI, FR, GB, GR, HR, HU, IE, IS, IT, LT, LU, LV, MC, MK, MT, NL, NO, PL, PT, RO, RS, SE, SI, SK, SM, TR), OAPI (BF, BJ, CF, CG, CI, CM, GA, GN, GQ, GW, KM, ML, MR, NE, SN, TD, TG).

Published:

— with international search report (Art. 21(3))

(54) Title: UV BLOCKING FOR IMPROVED TRANSMISSION GLASSES

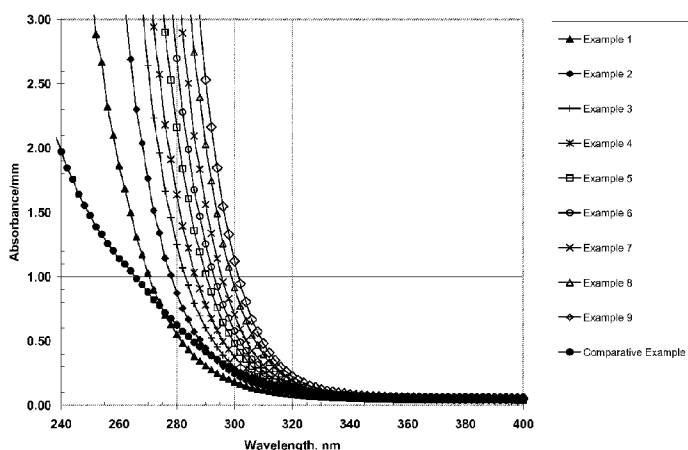


FIG. 1

(57) Abstract: Embodiments are directed to glass articles which are resistant to UV photodarkening, the glass articles having a thickness  $\leq 1.3$  mm and comprise UV absorbers such as Ti, V, Mn, Fe, Cu, Ce, Ge, Mo, Cr, Co and Ni, and combinations thereof, or alternatively comprising ZnO or SnO<sub>2</sub>

WO 2016/049400 A1

## UV BLOCKING FOR IMPROVED TRANSMISSION GLASSES

**[0001]** This application claims the benefit of priority under 35 U.S.C. § 119 of U.S. Provisional Application Serial No. 62/055,275, filed on September 25, 2014, the content of which is relied upon and incorporated herein by reference in its entirety.

### BACKGROUND

**[0002]** The present disclosure is generally related to glass articles and specifically related to glass articles used as cover or display glass, which are resistant to ultraviolet (UV) photodarkening.

**[0003]** Glasses, for example, strengthened glasses may be used as cover plates or windows for portable or mobile electronic communication and entertainment devices, such as cellular phones, smart phones, tablets, video players, information terminal (IT) devices, laptop computers and the like. As used herein, the term “cover plate” or “cover glass” includes windows or the like for display and touch screen applications, as well as in other applications requiring transparency, high strength and abrasion resistance. Additionally, the cover glass may be used as decorative pieces such as the back and side surfaces of electronic devices. Additionally, other glasses, which have not been chemically strengthened, are utilized as display glasses.

**[0004]** It has been found that exposure to ultraviolet light produces discoloration in the glass, thereby affecting the clarity and resolution of the display glass. As glass is increasingly being utilized in such electronic devices, it has become more important to develop glass articles which maintain color clarity and a clear display resolution.

### SUMMARY

**[0005]** Embodiments of the present disclosure are directed to glass articles having UV absorbers that minimally reduce or eliminate UV photodarkening of the glass article. As used herein, “UV photodarkening” refers to discoloration in glass articles upon exposure to UV light.

**[0006]** According to one embodiment, a glass article is provided. The glass article has a thickness  $\leq 1.3$  mm and comprises: 54-75 mol%  $\text{SiO}_2$ ; 8-17 mol%  $\text{Al}_2\text{O}_3$ ; at least one of  $\text{B}_2\text{O}_3$  and  $\text{P}_2\text{O}_5$ , wherein  $0.1 \text{ mol}\% \leq \text{B}_2\text{O}_3 + \text{P}_2\text{O}_5 \leq 19 \text{ mol}\%$ ; 10-20 mol%  $\text{R}_2\text{O}$ , wherein  $\text{R}_2\text{O}$  comprises one or more of  $\text{Na}_2\text{O}$ ,  $\text{K}_2\text{O}$ , and  $\text{Li}_2\text{O}$ ; above 0 to 1 mol%  $\text{SnO}_2$ ; and an inorganic UV absorber. The inorganic UV absorber may comprises: 0.1-1.0 mol% of one or more metal ions or oxides thereof, wherein the metal ions are selected from the group consisting of Ti, V, Mn, Fe, Cu, Ce, Ge, and combinations thereof; above 0 to 500 ppm by wt. of one or more metals or oxides thereof, wherein the metals are selected from the group consisting of Mo, Cr, Co and Ni; or combinations thereof.

**[0007]** According to another embodiment, the glass article, which has a thickness  $\leq 1.3$  mm, comprises 0-12 mol%  $\text{B}_2\text{O}_3$ ; 0-7 mol%  $\text{P}_2\text{O}_5$ ; and  $3 \text{ mol}\% \leq \text{B}_2\text{O}_3 + \text{P}_2\text{O}_5 \leq 15 \text{ mol}\%$ ; and an inorganic UV absorber.

**[0008]** According to yet another embodiment, a glass article that is substantially free of alkali metals and oxides is provided. The alkali-free glass comprises 65-74 mol%  $\text{SiO}_2$ ; 11-13 mol%  $\text{Al}_2\text{O}_3$ ; 11-16 mol% RO, wherein RO is one or more of MgO, CaO, SrO, BaO and ZnO; 2-11 mol%  $\text{B}_2\text{O}_3$ ; above 0 to 1 mol%  $\text{SnO}_2$ ; and an inorganic UV absorber, wherein the inorganic UV absorber comprises: 0.1-1.0 mol% of one or more metal ions or oxides thereof, wherein the metal ions are selected from the group consisting of Ti, V, Mn, Fe, Cu, Ce, Ge, and combinations thereof; above 0 to 500 ppm by wt. of one or more metals or oxides thereof, wherein the metals are selected from the group consisting of Mo, Cr, Co and Ni; or combinations thereof.

**[0009]** Further embodiments are directed to ZnO UV absorbers. For example, in one embodiment, the glass article comprises: 54-75 mol%  $\text{SiO}_2$ ; 8-17 mol%  $\text{Al}_2\text{O}_3$ ; 0.1-9 mol%  $\text{B}_2\text{O}_3$ ; optionally  $\text{P}_2\text{O}_5$ , wherein  $0.1 \text{ mol}\% \leq \text{B}_2\text{O}_3 + \text{P}_2\text{O}_5 \leq 19 \text{ mol}\%$ ; 10-20 mol%  $\text{R}_2\text{O}$ , wherein  $\text{R}_2\text{O}$  comprises one or more of  $\text{Na}_2\text{O}$ ,  $\text{K}_2\text{O}$ , and  $\text{Li}_2\text{O}$ ; above 0 to 1 mol%  $\text{SnO}_2$ ; and 0.5-10 mol % ZnO.

**[0010]** In a further embodiment, the glass article comprises: 54-75 mol%  $\text{SiO}_2$ ; 8-14 mol%  $\text{Al}_2\text{O}_3$ ; 0-12 mol%  $\text{B}_2\text{O}_3$ ; 0.1-7 mol%  $\text{P}_2\text{O}_5$ ; 10-20 mol%  $\text{R}_2\text{O}$ , wherein  $\text{R}_2\text{O}$

comprises one or more of Na<sub>2</sub>O, K<sub>2</sub>O, or Li<sub>2</sub>O; 3 mol% ≤ B<sub>2</sub>O<sub>3</sub> + P<sub>2</sub>O<sub>5</sub> ≤ 15 mol%; and 0.5-10 mol % ZnO.

**[0011]** According to yet another embodiment, the glass article is substantially free of alkali metals and oxides and comprises: 65-74 mol% SiO<sub>2</sub>; 11-13 mol% Al<sub>2</sub>O<sub>3</sub>; 11-16 mol% RO, wherein RO is one or more of MgO, CaO, SrO, BaO and ZnO, and wherein the glass article comprises 0.5-10 mol % ZnO; 2-11 mol% B<sub>2</sub>O<sub>3</sub>; and above 0 to 1 mol% SnO<sub>2</sub>.

### BRIEF DESCRIPTION OF THE DRAWINGS

**[0012]** The following detailed description of specific embodiments of the present disclosure can be best understood when read in conjunction with the drawings enclosed herewith.

**[0013]** FIG. 1 is a graphical illustration depicting the effect of TiO<sub>2</sub> on the absorbance/mm of the glasses in Table 1 before and after UV exposure.

**[0014]** FIG. 2 is a graphical illustration depicting the effect of TiO<sub>2</sub> on the UV induced absorbance of the glasses in Table 1.

**[0015]** FIG. 3 is another graphical illustration depicting the effect of TiO<sub>2</sub> on the UV induced absorbance of the glasses in Table 1.

**[0016]** FIG. 4 is a graphical illustration depicting the effect of TiO<sub>2</sub> on the UV induced absorbance of the alkali-free display glasses of Table 3.

**[0017]** FIG. 5 is a graphical illustration depicting the effect of ZnO on the UV induced absorbance of the alkali aluminophosphosilicate glasses of Table 2.

**[0018]** FIG. 6 is a graphical illustration depicting the effect of ZnO on the UV induced absorbance of the alkali aluminoborosilicate glasses of Table 4.

**[0019]** FIG. 7 is a graphical illustration depicting the effect of ZnO on the UV induced absorbance of the alkali-free glasses of Table 5.

**[0020]** FIG. 8 is a graphical illustration depicting the effect of SnO<sub>2</sub> on the UV induced absorbance of the alkali-free glasses of Table 6.

**[0021]** The embodiments set forth in the drawings are illustrative in nature and not intended to be limiting of the invention defined by the claims. Moreover, individual features of the drawings will be more fully apparent and understood in view of the detailed description.

#### DETAILED DESCRIPTION

**[0022]** Embodiments of the glass articles comprise UV absorbers suitable to reduce UV photodarkening. Many UV absorbers are contemplated for reducing UV photodarkening in glass articles albeit with the prerequisite that these UV absorbers are not prone to photodarkening themselves. Without being bound by theory, lower levels of UV absorber may significantly reduce or eliminate photodarkening in various glasses, whether strengthened or non-strengthened. In specific embodiments, reduced UV photodarkening is achieved for aluminosilicate glass. In one or more embodiments, the aluminosilicate glass may be an alkali aluminosilicate, an alkali-free aluminosilicate, an aluminoborosilicate, or an aluminophosphosilicate glass.

**[0023]** In one embodiment, the inorganic UV absorber may comprise one or more metals or oxides of Ti, V, Cr, Mn, Fe, Co, Ni, Cu, Mo, Ce, Ge, or combinations thereof. In specific embodiments, the inorganic UV absorber may comprise 0.1-1.0 mol% of one or more metal ions or oxides thereof, wherein the metal ions are selected from the group consisting of Ti, V, Mn, Fe, Cu, Ce, Ge, and combinations thereof. As an alternative to these UV absorbers, it may be desirable for other metal UV absorbers to include lesser amounts inside the glass. For example, the inorganic UV absorber may include above 0 (i.e., greater than zero) to 500 ppm by wt. or less of one or more metals or oxides thereof, wherein the metals are selected from the group consisting of Mo, Cr, Co and Ni, or combinations thereof. In yet another embodiment, the inorganic UV absorber may comprise 150 ppm by wt. or less of one or more metals or oxides thereof, wherein the metals are selected from the group consisting of Mo, Cr, Co and Ni.

**[0024]** In an exemplary embodiment, the inorganic UV absorber is TiO<sub>2</sub>. Various amounts of UV absorber are contemplated herein. For example, the glass article may comprise 0.1-2 mol% of inorganic UV absorbers, or 0.1-1 mol% of inorganic UV absorbers, or 0.2-1 mol% of inorganic UV absorbers, or about 0.3-0.9 mol% of inorganic UV absorbers. In specific exemplary embodiments, the glass article may comprise 0.2-1 mol% TiO<sub>2</sub>, or about 0.3-0.9 mol% TiO<sub>2</sub>. While most of the examples below depict the impact of TiO<sub>2</sub>, it is shown in the accompanying figures and described below that beneficial impacts may be achieved by other UV absorbers such as Sb<sub>2</sub>O<sub>3</sub>, CeO<sub>2</sub>, Fe<sub>2</sub>O<sub>3</sub>, etc.

**[0025]** An alternative approach is doping glass with zinc that is resistant to induced coloration when exposed to ultraviolet (UV) light or plasma cleaning processes. The zinc addition can be applied to any glass composition to prevent the coloration due to color center formation during deep UV exposure or by plasma cleaning. While higher amounts are also contemplated, the glass may comprise 0.5-10 mol % ZnO, or 1-10 mol% ZnO, or 2-10 mol% ZnO, or 3-10 mol% ZnO, or 5-10 mol% ZnO in one or more embodiments.

**[0026]** Without being bound by theory, substituting ZnO for MgO is advantageous because ZnO provides added resistance to phase separation at heat treatments near the softening point.

**[0027]** Further without being bound by theory, the glass articles, which demonstrate reduced UV photodarkening, have a UV absorbance/mm  $\geq 2$  at spectrum wavelengths of about 270 nm and an induced absorbance of less than 0.025 in the visible spectrum upon exposure to UV radiation. As used herein, the visible spectrum encompasses wavelengths between 400 nanometers to 700 nanometers, and the ultraviolet (UV) spectrum encompasses wavelengths below the visible spectrum (i.e, 400 nm or less), specifically encompassing wavelengths between 100 and 400 nm. In further embodiments, the glass articles may have a UV absorbance/mm  $\geq 2.2$  at spectrum wavelengths of about 270 nm, or a UV absorbance/mm  $\geq 2.5$  at spectrum wavelengths

of about 270 nm. In further embodiments, the glass may have an induced absorbance of 0.02 or less in the visible spectrum, or 0.01 or less in the visible spectrum.

**[0028]** As would be familiar to one of ordinary skill in the art, various UV radiation wavelengths could cause UV photodarkening in the glass articles unless UV absorbers are utilized. For example, without the utilization of UV absorbers, it may be possible to have UV photodarkening upon exposure to UV Ozone radiation having a range of wavelengths delivered for a period of 16 minutes at an irradiance of 28 mW cm<sup>-1</sup>.

**[0029]** Many glass thicknesses and compositions are contemplated. For example, the glass article may comprise a thickness  $\leq 1.3$  mm, or from 0.1 mm to 1.0 mm, or from 0.2 mm to 0.8 mm. In an exemplary embodiment, the thickness of the glass sheet is less than 0.7 millimeters and the area of each of the major surfaces are greater than 60 square centimeters.

**[0030]** As stated above, the present glass articles are aluminosilicate glasses, for example, an alkali aluminosilicate glass article. In one embodiment, the glass article comprises 54-75 mol% SiO<sub>2</sub>, and 8-17 mol% Al<sub>2</sub>O<sub>3</sub>. Additionally, the glass article comprises at least one of B<sub>2</sub>O<sub>3</sub> and P<sub>2</sub>O<sub>5</sub>, wherein  $0.1 \text{ mol}\% \leq \text{B}_2\text{O}_3 + \text{P}_2\text{O}_5 \leq 19 \text{ mol}\%$ . Further, the glass article comprises 12-20 mol% R<sub>2</sub>O, wherein R<sub>2</sub>O comprises one or more of Na<sub>2</sub>O, K<sub>2</sub>O, and Li<sub>2</sub>O.

**[0031]** Alternative component amounts are contemplated for the aluminosilicate glass article. For example, the glass article may comprise about 54-72 mol% SiO<sub>2</sub>, or about 54-70 mol% SiO<sub>2</sub>, or about 54-65 mol% SiO<sub>2</sub>. Alternatively, the glass article may comprise about 63-75 mol% SiO<sub>2</sub>. Moreover, the aluminosilicate glass article may comprise 8-14% Al<sub>2</sub>O<sub>3</sub>, or alternatively, other contemplated ranges such as 11-17 mol% Al<sub>2</sub>O<sub>3</sub>, or 11-13 mol% Al<sub>2</sub>O<sub>3</sub>. Moreover, the aluminosilicate glass article may comprise alkali amounts ranging from 13-19 mol% R<sub>2</sub>O, or 14-18 mol% R<sub>2</sub>O.

**[0032]** In the embodiment above, the aluminosilicate glass article may comprise  $0.1 \text{ mol}\% \leq \text{B}_2\text{O}_3 + \text{P}_2\text{O}_5 \leq 19$ ; however, for aluminoborosilicates or aluminophosphosilicates, the glass articles may comprise  $1 \text{ mol}\% \leq \text{B}_2\text{O}_3 + \text{P}_2\text{O}_5 \leq 15$ ,

or  $3 \text{ mol}\% \leq \text{B}_2\text{O}_3 + \text{P}_2\text{O}_5 \leq 15 \text{ mol}\%$ , or  $2 \text{ mol}\% \leq \text{B}_2\text{O}_3 + \text{P}_2\text{O}_5 \leq 10$ , or  $3 \text{ mol}\% \leq \text{B}_2\text{O}_3 + \text{P}_2\text{O}_5 \leq 8$ . In specific embodiments, the aluminoborosilicates may comprise up to 8 mol%  $\text{B}_2\text{O}_3$ , or 2-8 mol%  $\text{B}_2\text{O}_3$ , whereas the aluminophosphosilicates may comprise up to 7 mol%  $\text{P}_2\text{O}_5$ , or 0.1-7 mol %  $\text{P}_2\text{O}_5$ , or 2-7 mol%  $\text{P}_2\text{O}_5$ . Moreover, the glass articles may define a sum of  $\text{Al}_2\text{O}_3 + \text{B}_2\text{O}_3 + \text{P}_2\text{O}_5 > 12 \text{ mol}\%$ , or a sum of  $\text{Al}_2\text{O}_3 + \text{B}_2\text{O}_3 + \text{P}_2\text{O}_5 > 16 \text{ mol}\%$ , or a sum of  $\text{Al}_2\text{O}_3 + \text{B}_2\text{O}_3 + \text{P}_2\text{O}_5 > 19 \text{ mol}\%$ .

**[0033]** In another embodiment, the glass articles may comprise alkaline earth components. These alkaline earth components may be included at amounts up to 17 mol% RO, wherein RO is one or more of MgO, CaO, SrO, BaO and ZnO. In further embodiments, the glass articles may comprise 0-7 mol% RO, or 0-4 mol% RO.

**[0034]** Moreover, the glass article composition may be defined by the equation:  $-3.5 < \text{R}_2\text{O} + \text{RO} - \text{Al}_2\text{O}_3 < 10$ . In a further embodiment, the glass article may be defined by the equation:  $-3.5 < \text{R}_2\text{O} + \text{RO} - \text{Al}_2\text{O}_3 < 3.5$ .

**[0035]** Additionally, the glass articles may comprise above 0 to 1 mol% Sn or  $\text{SnO}_2$ , or from 0.05-1 mol% Sn or  $\text{SnO}_2$  or from 0.1-1 mol% Sn or  $\text{SnO}_2$ , or from 0.1-0.5 mol% Sn or  $\text{SnO}_2$ . In addition to Sn based fining agents, it is contemplated to use other fining agents such as  $\text{CeO}_2$ . With glass manufacturers, there has been an increased use of environmentally green fining agents, and a decrease in the use of environmentally toxic fining agents, such as  $\text{As}_2\text{O}_3$  and  $\text{Sb}_2\text{O}_3$ . Thus, in one or more embodiments, the glass article may be substantially free of at least one of  $\text{As}_2\text{O}_3$  or  $\text{Sb}_2\text{O}_3$ . Additional embodiments may also be substantially free of other fining agents such as fluorine. In addition to its efficacy as a fining agent,  $\text{SnO}_2$  also is effective at reducing photodarkening. For example, the inclusion of  $\text{SnO}_2$  results in an induced absorbance of about 0.02 at 400 nm.

**[0036]** The improved resistance to UV photodarkening may also be achieved for alkali-free aluminosilicate glass articles. These alkali-free aluminosilicate glass compositions may include 65-72 mol%  $\text{SiO}_2$ , 11-13 mol%  $\text{Al}_2\text{O}_3$ , 11-16 mol% RO, wherein RO is one or more of MgO, CaO, SrO, BaO and ZnO, 2-11 mol%  $\text{B}_2\text{O}_3$ ; above 0 to 1 mol% Sn or  $\text{SnO}_2$ ; and 0.1-1 mol% of the inorganic UV absorbers listed above. In



another embodiment, the alkali-free aluminosilicate glass articles may comprise 0-3 mol% P<sub>2</sub>O<sub>5</sub> or 0-2 mol% P<sub>2</sub>O<sub>5</sub>.

**[0037]** As stated above, some of the glass articles of the present disclosure are strengthened glass articles. Typically, glass articles, specifically alkali aluminosilicate glass articles, may be chemically strengthened by ion exchange. In this process, ions in the surface layer of the glass are replaced by – or exchanged with – larger ions having the same valence or oxidation state. In those embodiments in which the glass article comprises, consists essentially of, or consists of an alkali aluminosilicate glass, both the ions in the surface layer of the glass and the larger ions are monovalent alkali metal cations, such as Li<sup>+</sup> (when present in the glass), Na<sup>+</sup>, K<sup>+</sup>, Rb<sup>+</sup>, and Cs<sup>+</sup>. Alternatively, monovalent cations in the surface layer may be replaced with monovalent cations other than alkali metal cations, such as Ag<sup>+</sup> or the like.

**[0038]** Ion exchange processes are typically carried out by immersing a glass article in a molten salt bath containing the larger ions to be exchanged with the smaller ions in the glass. It will be appreciated by those skilled in the art that parameters for the ion exchange process, including, but not limited to, bath composition and temperature, immersion time, the number of immersions of the glass in a salt bath (or baths), use of multiple salt baths, additional steps such as annealing, washing, and the like, are generally determined by the composition of the glass and the desired depth of layer and compressive stress of the glass that result from the strengthening operation. By way of example, ion exchange of alkali metal-containing glasses may be achieved by immersion in at least one molten bath containing a salt such as, but not limited to, nitrates, sulfates, and chlorides of the larger alkali metal ion. The temperature of the molten salt bath typically is in a range from about 380°C up to about 450°C, while immersion times range from about 15 minutes up to about 40 hours. However, temperatures and immersion times different from those described above may also be used.

**[0039]** In addition, non-limiting examples of ion exchange processes in which glass is immersed in multiple ion exchange baths, with washing and/or annealing steps between

immersions, are described in U.S. Patent Application No. 12/500,650, filed July 10, 2009, by Douglas C. Allan et al., entitled "Glass with Compressive Surface for Consumer Applications" and claiming priority from U.S. Provisional Patent Application No. 61/079,995, filed July 11, 2008, in which glass is by immersion in multiple, successive, ion exchange treatments in salt baths of different concentrations; and U.S. Patent 8,312,739, by Christopher M. Lee et al., issued on November 20, 2012, and entitled "Dual Stage Ion Exchange for Chemical Strengthening of Glass," and claiming priority from U.S. Provisional Patent Application No. 61/084,398, filed July 29, 2008, in which glass by ion exchange in a first bath is diluted with an effluent ion, followed by immersion in a second bath having a smaller concentration of the effluent ion than the first bath. The contents of U.S. Patent Application No. 12/500,650 and U.S. Patent No. 8,312,739 are incorporated herein by reference in their entirety. Further, the glass compositions of the present disclosure are down-drawable by processes known in the art, such as slot-drawing, fusion drawing, re-drawing, and the like, and have a liquidus viscosity of at least 130 kilopoise.

#### **[0040] EXAMPLES**

**[0041]** The experimental test samples, which include the compositions listed in Tables 1-5, were cut into 1 mm thick 1" diameter discs and the faces were polished. Spectra of the samples were taken via spectrophotometer before and after 16 min UV exposure (UVO cleaner model 7576 Jelight Co., Irvine CA.). The graphical depictions of FIGS. 1-7 depict the visible spectra after UV exposure for various glasses.

**[0042]** As demonstrated in the present FIGS. and disclosure, the glass samples are compared based on the absorbance and induced absorbance metrics. Absorbance is calculated from the spectra using Beer's Law, wherein Absorbance =  $-\log(\text{transmittance})$ . Induced absorbance in the samples is computed as follows: Induced absorbance (A) =  $-\log(\text{transmittance after test}/\text{transmittance before test})$

**[0043]** Table 1 – Alkali aluminosilicate glass samples containing various amounts of TiO<sub>2</sub>. Absorbance vs. TiO<sub>2</sub> content is plotted for these samples in FIGS. 1-3.



SiO <sub>2</sub>	67.19	67.11	67.02	66.95	66.87	70.80	70.57	67.28
B <sub>2</sub> O <sub>3</sub>	9.99	9.99	9.99	9.99	9.99	0.95	0.95	9.99
Al <sub>2</sub> O <sub>3</sub>	11.07	11.07	11.07	11.07	11.07	11.61	11.61	11.07
MgO	2.30	2.30	2.30	2.30	2.30	5.29	5.29	2.30
CaO	8.78	8.78	8.78	8.78	8.78	5.82	5.82	8.78
SnO <sub>2</sub>	0.07	0.07	0.07	0.07	0.07	0.10	0.10	0.07
TiO <sub>2</sub>	0.09	0.17	0.26	0.33	0.41	0.26	0.51	0.00
SrO	0.96	0.96	0.96	0.96	0.96	0.90	0.90	0.96
BaO	0.00	0.00	0.00	0.00	0.00	4.28	4.28	0.00

**[0046]** Referring to Examples 10-16 in Table 2 above, the increase in TiO<sub>2</sub> also reduces UV photodarkening in non-strengthened alkali-free display glass. As shown, there is a compositional increase in TiO<sub>2</sub> from Example 10 to Example 16. Referring to FIG. 4, the addition of TiO<sub>2</sub> in Examples 10-16 reduces the UV induced absorbance to less than 0.01 (1%) in the visible range of 400-450 nm whereas the TiO<sub>2</sub> free Comparative Example 2 is above 0.01 at 400 nm and only decreases to below 0.01 at longer visible wavelengths.

**[0047]** Table 3 – Alkali aluminosilicate glass samples containing various amounts of ZnO.

**[0048]** FIG. 5 depicts the impact on UV photodarkening for ZnO content for the samples in Table 3.

Ex. # (mol%)	Ex. 17	Ex. 18	Ex. 19	Comp. Ex. 3
SiO <sub>2</sub>	66.12	66.13	67.12	67.53
B <sub>2</sub> O <sub>3</sub>	3.61	3.60	3.35	3.68
Al <sub>2</sub> O <sub>3</sub>	12.71	12.70	12.00	12.68
P <sub>2</sub> O <sub>5</sub>	0.00	0.00	0.00	0
Na <sub>2</sub> O	14.16	14.17	14.16	13.67
K <sub>2</sub> O	0.00	0.00	0.00	0
MgO	2.24	1.74	1.76	2.33
CaO	0.06	0.06	0.50	0
SnO <sub>2</sub>	0.09	0.09	0.09	0.1
ZnO	1.00	1.50	1.00	0
CeO <sub>2</sub>	0.00	0.00	0.00	0
Fe <sub>2</sub> O <sub>3</sub>	0.01	0.01	0.01	0.01

**[0049]** Referring to Examples 17-19 in Table 3 above, the increase in ZnO reduces UV photodarkening. As shown in FIG. 5, the addition of ZnO in Examples 17-19 reduces the UV induced absorbance to less than 0.01 (1%) in the visible range of 400-700 nm whereas the ZnO-free Comparative Example 3 is above 0.01 at 400 nm and only decreases to below 0.01 at longer visible wavelengths; i.e., at about 600 nm and greater.

**[0050]** Table 4 – Alkali-free glass samples containing various amounts of ZnO.

**[0051]** FIG. 6 depicts the impact on UV photodarkening for ZnO content for the samples in Table 4.

Ex. # (mol%)	Ex. 20	Ex. 21	Ex. 22	Ex. 23	Ex. 24	Ex. 25	Ex. 26	Comp. Ex. 4
SiO <sub>2</sub>	71.04	71.04	71.04	71.04	71.04	71.04	71.04	71.04
B <sub>2</sub> O <sub>3</sub>	0.95	0.95	0.95	0.95	0.95	0.95	0.95	0.95
Al <sub>2</sub> O <sub>3</sub>	11.61	11.61	11.61	11.61	11.61	11.61	11.61	11.61
MgO	2.50	0.00	5.29	5.29	5.29	5.29	2.50	5.29
CaO	5.82	5.82	0.00	5.82	5.82	5.82	3.00	5.82
SnO <sub>2</sub>	0.10	0.10	0.10	0.10	0.10	0.10	0.10	0.10
ZnO	2.80	5.30	5.82	2.28	4.28	0.91	8.80	0.00
SrO	0.91	0.91	0.91	0.91	0.91	0.00	0.00	0.91
BaO	4.28	4.28	4.28	2.00	0.00	4.28	2.00	4.28

**[0052]** Referring to Examples 20-26 in Table 4 above, the increase in ZnO also reduces UV photodarkening in non-strengthened alkali-free display glasses. As shown in FIG. 6, the addition of ZnO in Examples 20-26 reduces the UV induced absorbance to less than 0.01 (1%) in the visible range of 400-700 nm, whereas the induced absorbance of ZnO-free Comparative Example 4 is above 0.01 at 400 nm and only decreases to below 0.01 at longer visible wavelengths

**[0053]** Table 5 – Alkali aluminosilicate glass samples containing various amounts of ZnO.

**[0054]** FIG. 7 depicts the impact of ZnO and TiO<sub>2</sub> on the alkali aluminophosphosilicate glasses of Table 5.

Ex. # (mol %)	Ex. 27	Ex. 28	Ex. 29	Ex. 30	Ex. 31	Ex. 32	Ex. 33	Ex. 34	Ex. 35	Comp Ex. 5
SiO <sub>2</sub>	57.54	57.62	57.46	57.57	57.78	57.60	57.82	57.60	57.53	57.72
B <sub>2</sub> O <sub>3</sub>	0.00	0.00	0.00	0.00	0.00	0.00	0.00	0.00	0.00	0.00
Al <sub>2</sub> O <sub>3</sub>	15.93	15.89	15.96	15.91	16.02	15.98	15.97	15.89	15.98	16.49
P <sub>2</sub> O <sub>5</sub>	6.51	6.47	6.42	6.52	6.28	6.39	6.38	6.49	6.44	6.42
Na <sub>2</sub> O	16.95	16.91	16.94	17.00	16.86	16.87	16.90	16.94	16.88	16.52
K <sub>2</sub> O	0.01	0.01	0.01	0.01	0.01	0.01	0.01	0.01	0.01	0.03
MgO	1.88	1.82	1.82	0.84	0.81	0.82	0.31	0.33	0.32	2.73
CaO	0.04	0.05	0.04	0.03	0.04	0.03	0.03	0.03	0.03	0.03
SnO <sub>2</sub>	0.07	0.07	0.07	0.07	0.06	0.06	0.06	0.06	0.06	0.05
ZnO	0.98	0.96	0.97	1.96	1.92	1.94	2.41	2.44	2.44	0.00
TiO <sub>2</sub>	0.10	0.19	0.29	0.09	0.20	0.29	0.10	0.19	0.29	0.00
CeO <sub>2</sub>	0.00	0.00	0.00	0.00	0.00	0.00	0.00	0.00	0.00	0.00
Fe <sub>2</sub> O <sub>3</sub>	0.01	0.01	0.01	0.01	0.01	0.01	0.01	0.01	0.01	0.01

**[0055]** Referring to Examples 27-35 in Table 5 above, the increase in ZnO and TiO<sub>2</sub> synergistically decreases UV photodarkening from about 0.06 (6%) at 400 nm for the Comparative Example 5 to almost 0 for Example 35, which has 2.44 mol% ZnO and 0.29 mol% TiO<sub>2</sub>.

**[0056]** Without being bound by theory, Zn containing phosphate glasses may be very stable when exposed to UV light, as well as X-ray radiation. Comparative Example 5 contains MgO, which is replaced primarily with ZnO. UV exposure photoreduces Fe<sup>3+</sup> to Fe<sup>2+</sup> by accepting an electron. The MgO may then stabilize the yielded Fe<sup>2+</sup> and detrimentally promotes phosphorus-oxygen hole center (POHC) generation. Under UV exposure, these electrons may be excited, then forming electron color centers and/or hole centers. These color centers will absorb light in specific wavelengths, especially the visible range thereby resulting in discoloration. The POHC population may also significantly increase after treatment with an oxygen plasma process. Here, by replacing the MgO with ZnO, this MgO stabilization of Fe<sup>2+</sup> is minimized, thereby substantially minimizing the number of electron color centers which lead to discoloration in the visible range.

**[0057]** Table 6 – Alkali aluminosilicate glass samples containing various amounts of SnO<sub>2</sub>.

**[0058]** FIG. 8 depicts the impact of SnO<sub>2</sub> on the alkali aluminophosphosilicate glasses of Table 6.

Mol%	Alkali Aluminosilicate Glass		Alkali Aluminoborosilicate Glass		Alkali Aluminophosphosilicate Glass			Display Glass	
	Glass 36	Glass 37	Glass 38	Glass 39	Glass 40	Glass 41	Glass 42	Glass 43	Glass 44
SiO <sub>2</sub>	68.67	68.47	67.02	66.82	57.23	56.90	56.8	67.55	67.55
Al <sub>2</sub> O <sub>3</sub>	10.27	10.27	12.66	12.66	16	16.1	16.1	11.1	11.1
MgO	5.36	5.36	2.36	2.36	2.91	2.81	2.81	2.26	2.26
Na <sub>2</sub> O	15.7	15.7	14.23	14.23	17.17	17.55	17.55	0	0
SnO <sub>2</sub>	0	0.2	0	0.2	0	0.1	0.2	0	0.2
B <sub>2</sub> O <sub>3</sub>	0	0	3.73	3.73	0	0	0	9.83	9.83
P <sub>2</sub> O <sub>5</sub>	0	0	0	0	6.67	6.54	6.54	0	0
CaO	0	0	0	0	0	0	0	8.76	8.76
SrO	0	0	0	0	0	0	0	0.5	0.5

**[0059]** Referring to Examples 36-44 in Table 6 above, the increase in SnO<sub>2</sub> synergistically decreases UV photodarkening for all types of glasses, e.g., alkali aluminosilicate glass (Examples 36 and 37), alkali aluminoborosilicate glass (Examples 38 and 39), and alkali aluminophosphosilicate glass (Examples 40-42), alkali-free display glass (Examples 43 and 44). Comparing the alkali aluminosilicate glass examples, sample 36, which includes 0 mol% SnO<sub>2</sub>, has an induced absorbance of about 0.06 at 400 nm, whereas sample 37, which includes 0.2 mol% SnO<sub>2</sub>, has an induced absorbance of about 0.02 at 400 nm. Similarly, alkali aluminoborosilicate glass sample 38, which includes 0 mol% SnO<sub>2</sub>, has an induced absorbance of about 0.12 at

400 nm, whereas alkali aluminoborosilicate glass sample 39, which includes 0.2 mol% SnO<sub>2</sub>, has an induced absorbance of about 0.02 at 400 nm.

**[0060]** The most marked improvement is demonstrated for alkali aluminophosphosilicate glass samples. Specifically, sample 40, which includes 0 mol% SnO<sub>2</sub>, has an induced absorbance of about 0.16 at 400 nm, whereas alkali aluminophosphosilicate glass sample 41, which includes 0.1 mol% SnO<sub>2</sub>, has an induced absorbance of about 0.04 at 400 nm. Moreover, alkali aluminophosphosilicate glass sample 42, which includes even more SnO<sub>2</sub>, 0.2 mol% SnO<sub>2</sub>, has an induced absorbance of about 0.02 at 400 nm. Like the ion exchanged alkali containing glasses (Examples 36-42), the SnO<sub>2</sub> also reduces photodarkening in alkali-free non-strengthened display glasses (Examples 43 and 44). Specifically, sample 43, which includes 0 mol% SnO<sub>2</sub>, has an induced absorbance of about 0.04 at 400 nm, whereas display glass sample 44, which includes 0.2 mol% SnO<sub>2</sub>, has an induced absorbance of about 0.01 at 400 nm.

**[0061]** It is further noted that terms like “preferably,” “generally,” “commonly,” and “typically” are not utilized herein to limit the scope of the claimed invention or to imply that certain features are critical, essential, or even important to the structure or function of the claimed invention. Rather, these terms are merely intended to highlight alternative or additional features that may or may not be utilized in a particular embodiment of the present disclosure.

**[0062]** It will be apparent that modifications and variations are possible without departing from the scope of the disclosure defined in the appended claims. More specifically, although some aspects of the present disclosure are identified herein as preferred or particularly advantageous, it is contemplated that the present disclosure is not necessarily limited to these aspects.



**CLAIMS**

1. A glass article having a thickness  $\leq 1.3$  mm, wherein the glass article comprises  
54-75 mol% SiO<sub>2</sub>;  
8-17 mol% Al<sub>2</sub>O<sub>3</sub>;  
at least one of B<sub>2</sub>O<sub>3</sub> and P<sub>2</sub>O<sub>5</sub>, wherein  $0.1 \text{ mol}\% \leq \text{B}_2\text{O}_3 + \text{P}_2\text{O}_5 \leq 19 \text{ mol}\%$ ;  
10-20 mol% R<sub>2</sub>O, wherein R<sub>2</sub>O comprises one or more of Na<sub>2</sub>O, K<sub>2</sub>O, and Li<sub>2</sub>O;  
above 0 to 1 mol% SnO<sub>2</sub>; and  
an inorganic UV absorber, wherein the inorganic UV absorber comprises:  
  - 0.1-1.0 mol% of one or more metal ions or oxides thereof,  
wherein the metal ions are selected from the group consisting of Ti,  
V, Mn, Fe, Cu, Ce, Ge, and combinations thereof;
  - above 0 to 500 ppm by wt. of one or more metals or oxides  
thereof, wherein the metals are selected from the group consisting  
of Mo, Cr, Co and Ni; or
  - combinations thereof.
2. The glass article of claim 1 wherein the glass article is defined by an equation: -  
 $3.5 < \text{R}_2\text{O} + \text{RO} - \text{Al}_2\text{O}_3 < 10$ .
3. The glass article of claim 1 wherein the glass article is a strengthened glass  
article.
4. The glass article of claim 1 wherein the glass article has a UV absorbance/mm  $\geq$   
2 at spectrum wavelengths of about 270 nm and an induced absorbance of less than  
0.025 for at least one wavelength from 400 to 700 nm.

5. The glass article of claim 1 wherein the inorganic UV absorber comprises 0.2-1.0 mol% of one or more metal ions or oxides thereof, wherein the metal ions are selected from the group consisting of Ti, V, Mn, Fe, Cu, Ce, Ge, and combinations thereof.
6. The glass article of claim 1 wherein the glass article comprises 0.05-1 mol% SnO<sub>2</sub>.
7. The glass article of claim 1 further comprising 0.1-17 mol% RO, wherein RO is one or more of MgO, CaO, SrO, BaO and ZnO.
8. The glass article of claim 1 wherein the thickness of the glass article is 0.1-1.0 mm.
9. The glass article of claim 1 wherein the glass article comprises 54-65 mol% SiO<sub>2</sub>, 11-17 mol% Al<sub>2</sub>O<sub>3</sub>, 0-8 mol% B<sub>2</sub>O<sub>3</sub>, 0-4 mol% RO, 0-7 mol% P<sub>2</sub>O<sub>5</sub>, 13-19 mol% R<sub>2</sub>O, and the sum of Al<sub>2</sub>O<sub>3</sub> + B<sub>2</sub>O<sub>3</sub> + P<sub>2</sub>O<sub>5</sub> > 19 mol%.
10. The glass article of claim 1 wherein the inorganic UV absorber comprises ≤ 150 ppm by wt. of one or more metals or oxides thereof, wherein the metals are selected from the group consisting of Mo, Cr, Co and Ni.
11. The glass article of claim 1 wherein the glass article comprises 0-12 mol% B<sub>2</sub>O<sub>3</sub>, 0-7 mol% P<sub>2</sub>O<sub>5</sub>, and 3 mol% ≤ B<sub>2</sub>O<sub>3</sub> + P<sub>2</sub>O<sub>5</sub> ≤ 15 mol%.
12. A glass article having a thickness ≤ 1.3 mm, wherein the glass article is substantially free of alkali metals and oxides and comprises
  - 65-74 mol% SiO<sub>2</sub>;
  - 11-13 mol% Al<sub>2</sub>O<sub>3</sub>;
  - 11-16 mol% RO, wherein RO is one or more of MgO, CaO, SrO, BaO and ZnO;
  - 2-11 mol% B<sub>2</sub>O<sub>3</sub>;
  - above 0 to 1 mol% SnO<sub>2</sub>; and

an inorganic UV absorber, wherein the inorganic UV absorber comprises:

0.1-1.0 mol% of one or more metal ions or oxides thereof,  
wherein the metal ions are selected from the group consisting of Ti,  
V, Mn, Fe, Cu, Ce, Ge, and combinations thereof;

above 0 to 500 ppm by wt. of one or more metals or oxides  
thereof, wherein the metals are selected from the group consisting  
of Mo, Cr, Co and Ni; or

combinations thereof.

13. The glass article of claim 12 wherein the inorganic UV absorber comprises  $\leq 150$  ppm by wt. of one or more metals or oxides thereof, wherein the metals are selected from the group consisting of Mo, Cr, Co and Ni.
14. The glass article of claim 12 wherein the inorganic UV absorber comprises 0.2-1.0 mol% of one or more metal ions or oxides thereof, wherein the metal ions are selected from the group consisting of Ti, V, Mn, Fe, Cu, Ce, Ge, and combinations thereof.
15. The glass article of claim 12 wherein the glass article comprises 0.1-1 mol% SnO<sub>2</sub>.
16. The glass article of claim 12 wherein the glass article has a UV absorbance/mm  $\geq 2$  at spectrum wavelengths of about 270 nm and an induced absorbance of less than 0.025 for at least one wavelength from 400 to 700 nm.
17. The glass article of claim 12 wherein the thickness of the glass article is 0.1-1.0 mm.
18. The glass article of claim 12 wherein the glass article comprises 0-3 mol% P<sub>2</sub>O<sub>5</sub>.
19. A glass article having a thickness  $\leq 1.3$  mm, wherein the glass article comprises 54-75 mol% SiO<sub>2</sub>;

8-17 mol%  $\text{Al}_2\text{O}_3$ ;

0.1-9 mol%  $\text{B}_2\text{O}_3$ ;

optionally  $\text{P}_2\text{O}_5$ , wherein  $0.1 \text{ mol}\% \leq \text{B}_2\text{O}_3 + \text{P}_2\text{O}_5 \leq 19 \text{ mol}\%$ ;

10-20 mol%  $\text{R}_2\text{O}$ , wherein  $\text{R}_2\text{O}$  comprises one or more of  $\text{Na}_2\text{O}$ ,  $\text{K}_2\text{O}$ , and  $\text{Li}_2\text{O}$ ;

above 0 to 1 mol%  $\text{SnO}_2$ ; and

0.5-10 mol %  $\text{ZnO}$ .

20. The glass article of claim 19 wherein the glass article comprises 63-75 mol%  $\text{SiO}_2$  and 8-14 mol%  $\text{Al}_2\text{O}_3$ .

21. The glass article of claim 19 wherein the glass article is defined by an equation:  $3.5 < \text{R}_2\text{O} + \text{RO} - \text{Al}_2\text{O}_3 < 10$ .

22. The glass article of claim 19 wherein the glass article comprises 1-10 mol%  $\text{ZnO}$ .

23. The glass article of claim 19 wherein the glass article is a strengthened glass article.

24. The glass article of claim 19 wherein the glass article has an induced absorbance of less than 0.01 for at least one wavelength from 400 to 700 nm.

25. The glass article of claim 19 wherein the glass article comprises 0.05-1 mol%  $\text{SnO}_2$ .

26. The glass article of claim 19 wherein the glass article comprises 0.5-17 mol% of  $\text{RO}$ , wherein  $\text{RO}$  is one or more of  $\text{MgO}$ ,  $\text{CaO}$ ,  $\text{SrO}$ ,  $\text{ZnO}$ , and  $\text{BaO}$ .

27. The glass article of claim 19 wherein the thickness of the glass article is 0.1-1.0.

28. The glass article of claim 19 wherein the glass article comprises 54-65 mol%  $\text{SiO}_2$ , 11-17 mol%  $\text{Al}_2\text{O}_3$ , 0.1-8 mol%  $\text{B}_2\text{O}_3$ , 0-4 mol%  $\text{RO}$ , 0-7 mol%  $\text{P}_2\text{O}_5$ , 13-19 mol%  $\text{R}_2\text{O}$ , and the sum of  $\text{Al}_2\text{O}_3 + \text{B}_2\text{O}_3 + \text{P}_2\text{O}_5 > 19 \text{ mol}\%$ .

29. A glass article having a thickness  $\leq 1.3$  mm, wherein the glass article comprises
- 54-75 mol%  $\text{SiO}_2$ ;
- 8-14 mol%  $\text{Al}_2\text{O}_3$ ;
- 0-12 mol%  $\text{B}_2\text{O}_3$ ;
- 0.1-7 mol%  $\text{P}_2\text{O}_5$ ;
- 10-20 mol%  $\text{R}_2\text{O}$ , wherein  $\text{R}_2\text{O}$  comprises one or more of  $\text{Na}_2\text{O}$ ,  $\text{K}_2\text{O}$ , or  $\text{Li}_2\text{O}$
- $3 \text{ mol}\% \leq \text{B}_2\text{O}_3 + \text{P}_2\text{O}_5 \leq 15 \text{ mol}\%$ ; and
- 0.5-10 mol %  $\text{ZnO}$ .
30. The glass article of claim 29 wherein the glass article comprises 63-75 mol%  $\text{SiO}_2$ .
31. The glass article of claim 29 wherein the glass article comprises 1-10 mol%  $\text{ZnO}$ .
32. The glass article of claim 29 wherein the glass article is defined by an equation: -  
 $3.5 < \text{R}_2\text{O} + \text{RO} - \text{Al}_2\text{O}_3 < 10$ .
33. The glass article of claim 29 wherein the glass article is a strengthened glass article.
34. The glass article of claim 29 wherein the glass article has an induced absorbance of less than 0.01 for at least one wavelength from 400 to 700 nm.
35. The glass article of claim 29 wherein the glass article comprises 0.05-1 mol%  $\text{SnO}_2$ .
36. The glass article of claim 29 wherein the glass article comprises 0.5-17 mol% of  $\text{RO}$ , wherein  $\text{RO}$  is one or more of  $\text{MgO}$ ,  $\text{CaO}$ ,  $\text{SrO}$ ,  $\text{ZnO}$ , and  $\text{BaO}$ .

37. The glass article of claim 29 wherein the thickness of the glass article is 0.1-1.0 mm.
38. The glass article of claim 29 wherein the glass article comprises 54-65 mol% SiO<sub>2</sub>, 11-17 mol% Al<sub>2</sub>O<sub>3</sub>, 0-8 mol% B<sub>2</sub>O<sub>3</sub>, 0-4 mol% RO, 0.1-7 mol% P<sub>2</sub>O<sub>5</sub>, 13-19 mol% R<sub>2</sub>O, and the sum of Al<sub>2</sub>O<sub>3</sub> + B<sub>2</sub>O<sub>3</sub> + P<sub>2</sub>O<sub>5</sub> > 19 mol%.
39. A glass article having a thickness ≤ 1.3 mm, wherein the glass article is substantially free of alkali metals and oxides and comprises
- 65-74 mol% SiO<sub>2</sub>;
- 11-13 mol% Al<sub>2</sub>O<sub>3</sub>;
- 11-16 mol% RO, wherein RO is one or more of MgO, CaO, SrO, BaO and ZnO, and wherein the glass article comprises 0.5-10 mol % ZnO;
- 2-11 mol% B<sub>2</sub>O<sub>3</sub>; and
- above 0 to 1 mol% SnO<sub>2</sub>.
40. The glass article of claim 39 wherein the glass article comprises 1-10 mol% ZnO.
41. The glass article of claim 39 wherein the glass article has an induced absorbance of less than 0.01 for at least one wavelength from 400 to 700 nm.
42. The glass article of claim 39 wherein the glass article comprises 0.1-1 mol% Sn or SnO<sub>2</sub>.
43. The glass article of claim 39 wherein the thickness of the glass article is 0.1-1.0 mm.
44. The glass article of claim 39 wherein the glass article comprises 0-3 mol% P<sub>2</sub>O<sub>5</sub>.

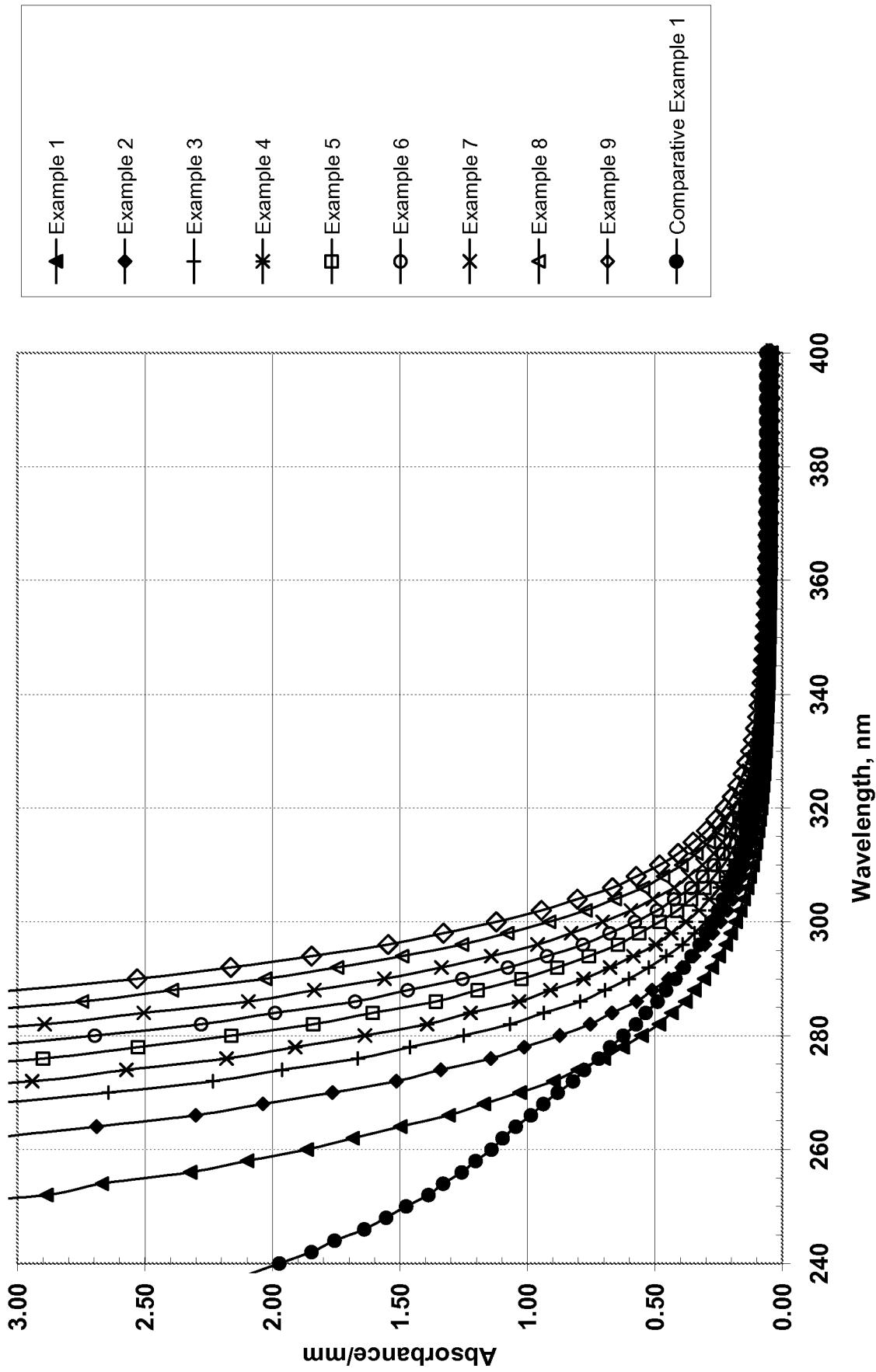


FIG. 1

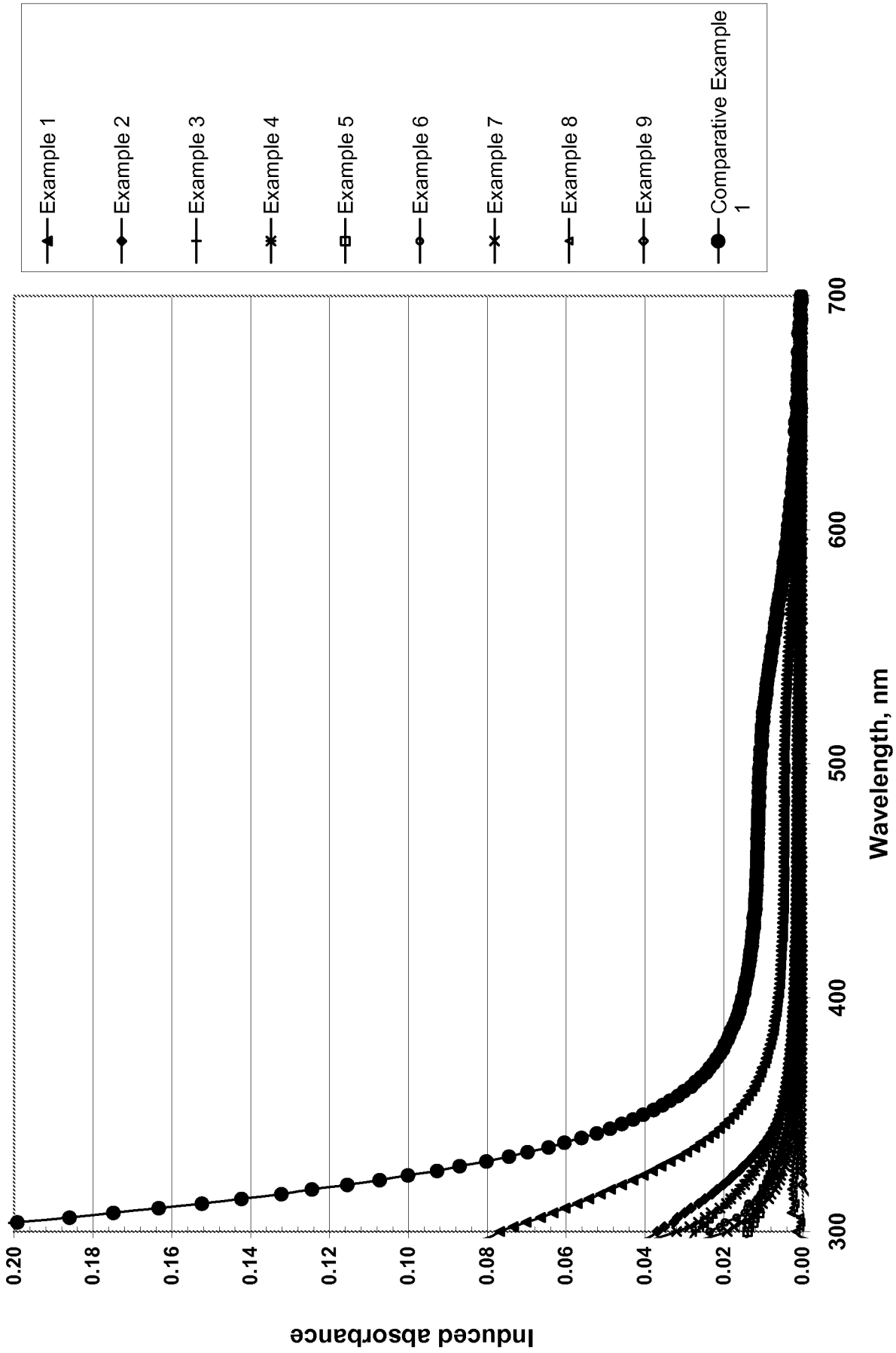


FIG. 2



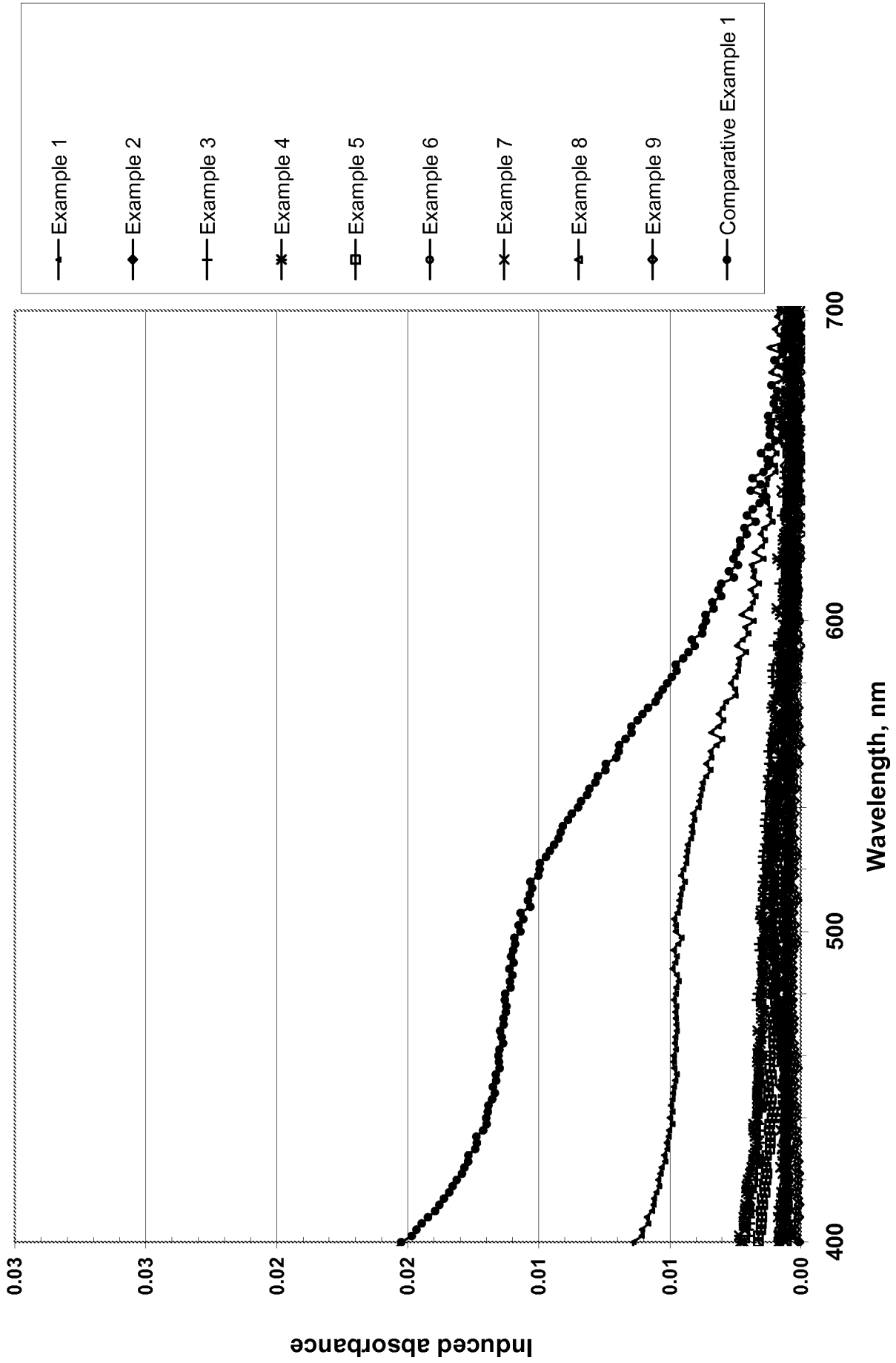


FIG. 3

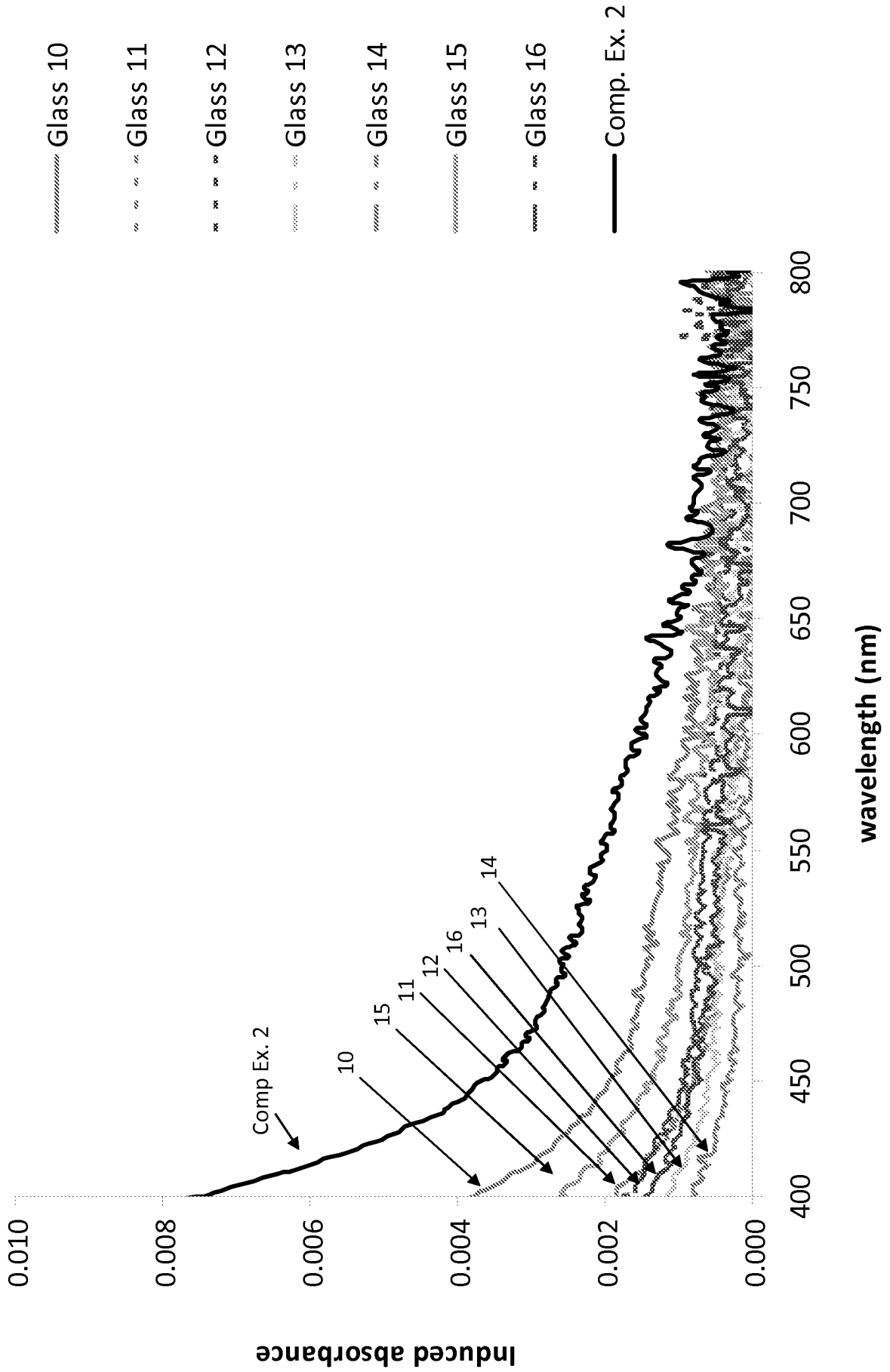


FIG. 4

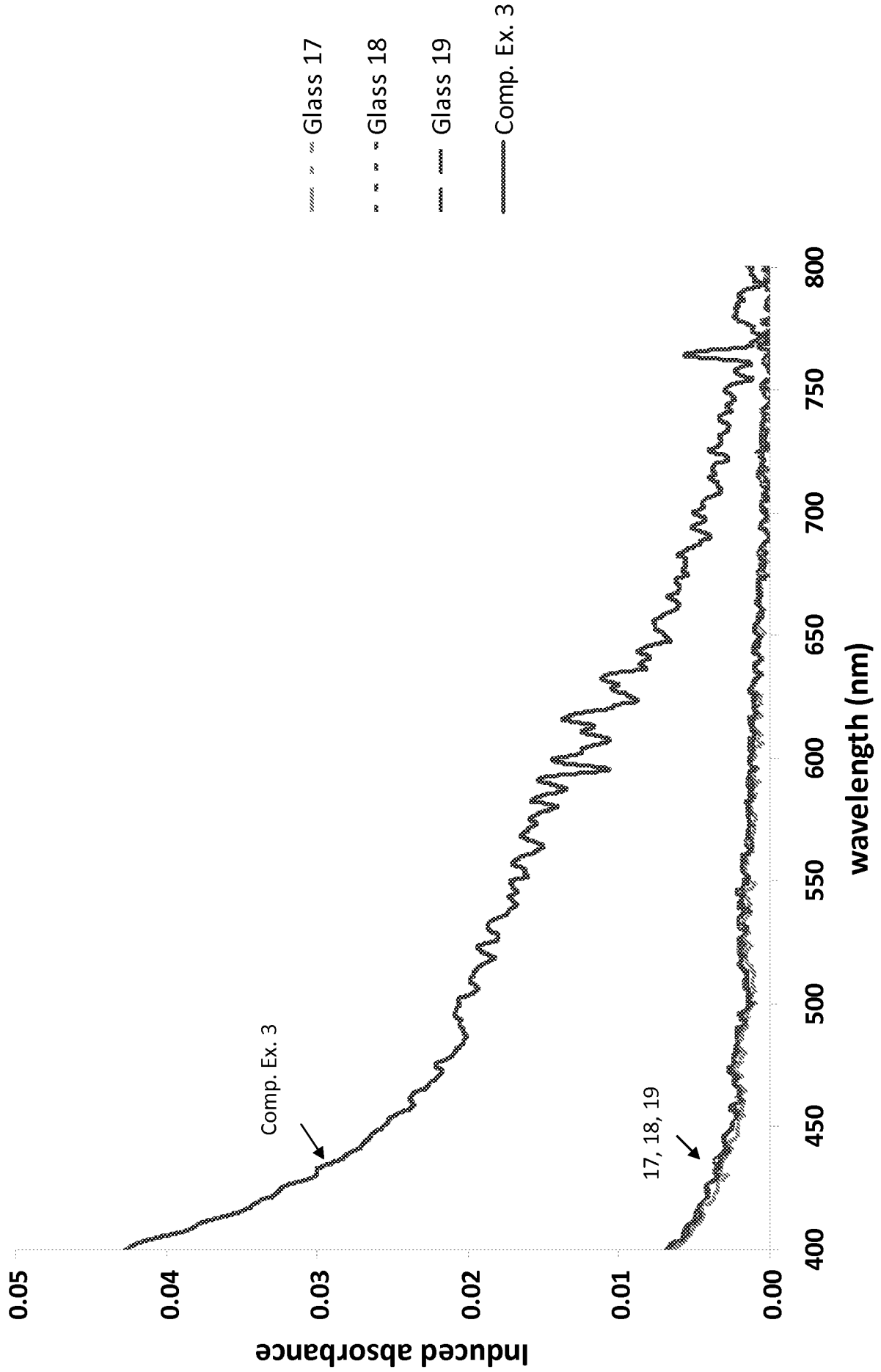


FIG. 5

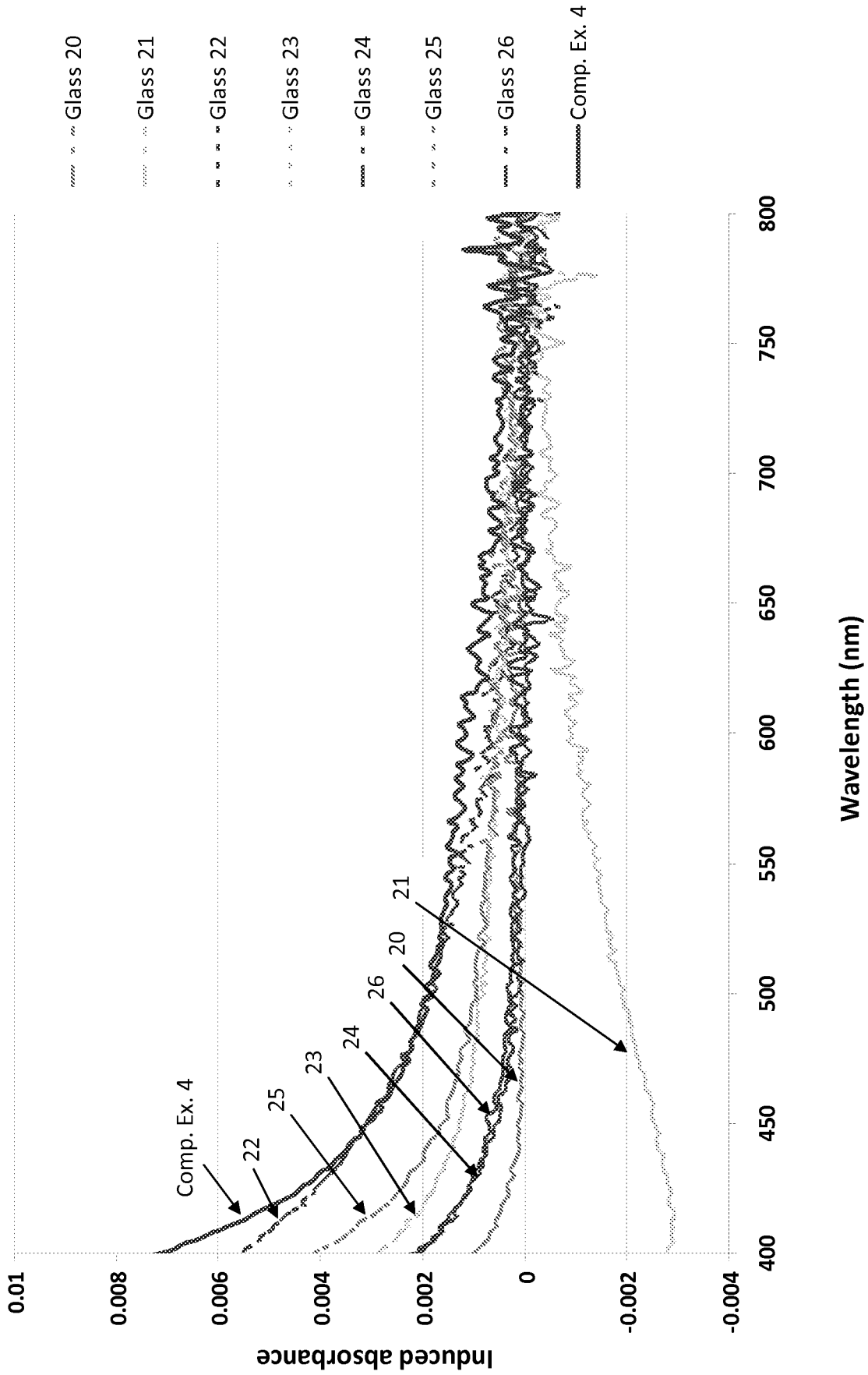


FIG. 6

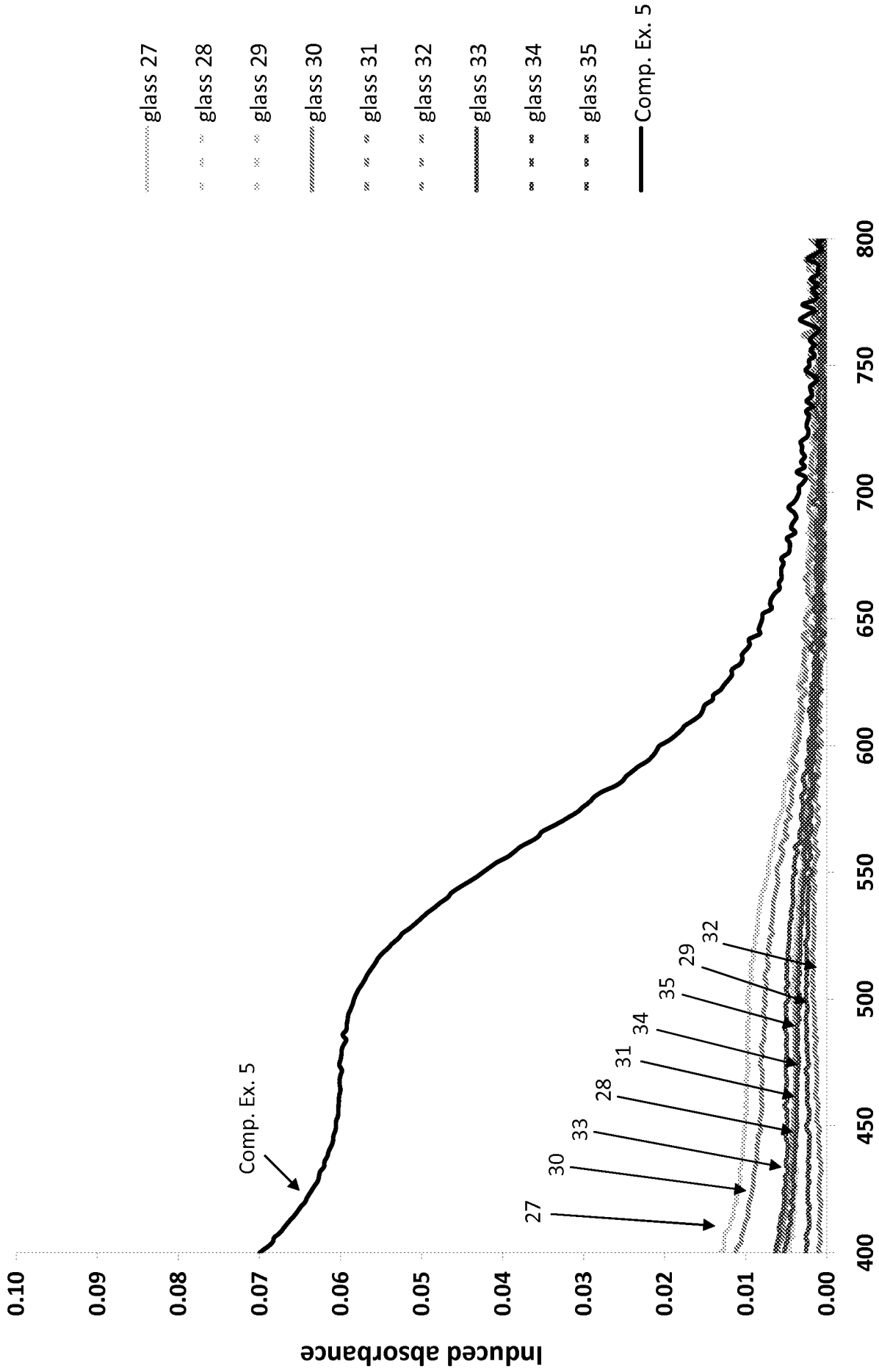


FIG. 7

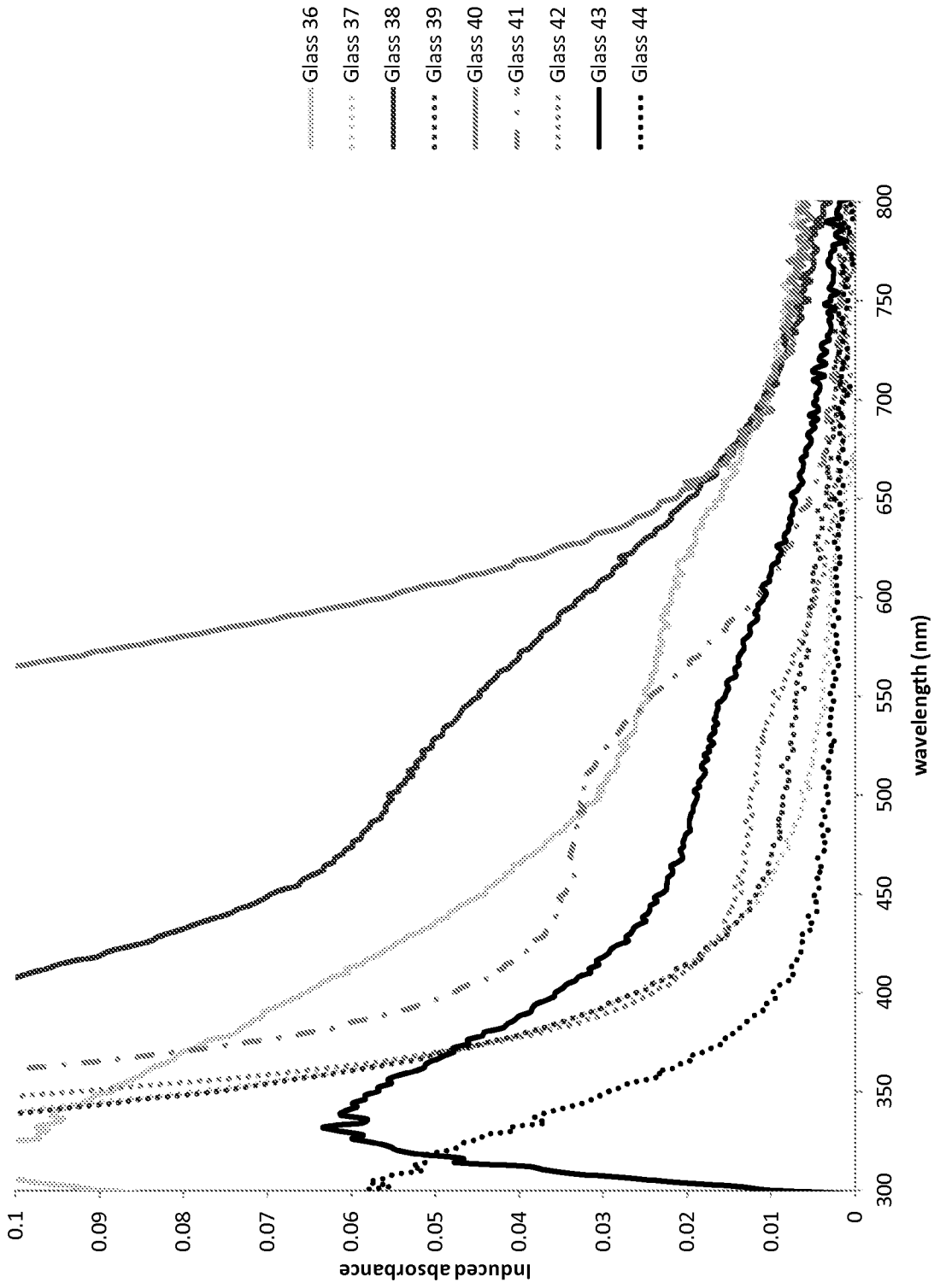


FIG. 8

**INTERNATIONAL SEARCH REPORT**

International application No  
PCT/US2015/052103

<b>A. CLASSIFICATION OF SUBJECT MATTER</b>		
INV. C03C3/085	C03C3/087	C03C3/091
		C03C3/093
		C03C3/097
ADD. C03C4/08		
According to International Patent Classification (IPC) or to both national classification and IPC		
<b>B. FIELDS SEARCHED</b>		
Minimum documentation searched (classification system followed by classification symbols) C03C		
Documentation searched other than minimum documentation to the extent that such documents are included in the fields searched		
Electronic data base consulted during the international search (name of data base and, where practicable, search terms used) EPO-Internal, WPI Data		
<b>C. DOCUMENTS CONSIDERED TO BE RELEVANT</b>		
Category*	Citation of document, with indication, where appropriate, of the relevant passages	Relevant to claim No.
X	WO 2014/120641 A2 (CORNING INC [US]; GUO XIAOJU [US]; KOHLI JEFFREY TODD [US]; MAURO JOHN) 7 August 2014 (2014-08-07) examples 40,41 -----	1-11
X	DE 199 39 789 A1 (SCHOTT GLAS [DE]) 22 February 2001 (2001-02-22) examples A5, A6 -----	12-18, 39-44
X	EP 2 075 237 A1 (NIPPON ELECTRIC GLASS CO [JP]) 1 July 2009 (2009-07-01) examples 36,37,39,40 -----	19-28
X	WO 2013/191110 A1 (NIPPON ELECTRIC GLASS CO [JP]) 27 December 2013 (2013-12-27) example 33 -----	19-38
	-/--	
<input checked="" type="checkbox"/> Further documents are listed in the continuation of Box C. <input checked="" type="checkbox"/> See patent family annex.		
* Special categories of cited documents :		
"A" document defining the general state of the art which is not considered to be of particular relevance "E" earlier application or patent but published on or after the international filing date "L" document which may throw doubts on priority claim(s) or which is cited to establish the publication date of another citation or other special reason (as specified) "O" document referring to an oral disclosure, use, exhibition or other means "P" document published prior to the international filing date but later than the priority date claimed	"T" later document published after the international filing date or priority date and not in conflict with the application but cited to understand the principle or theory underlying the invention "X" document of particular relevance; the claimed invention cannot be considered novel or cannot be considered to involve an inventive step when the document is taken alone "Y" document of particular relevance; the claimed invention cannot be considered to involve an inventive step when the document is combined with one or more other such documents, such combination being obvious to a person skilled in the art "&" document member of the same patent family	
Date of the actual completion of the international search  25 November 2015	Date of mailing of the international search report  03/12/2015	
Name and mailing address of the ISA/ European Patent Office, P.B. 5818 Patentlaan 2 NL - 2280 HV Rijswijk Tel. (+31-70) 340-2040, Fax: (+31-70) 340-3016	Authorized officer  Saldamli, Saltuk	

# INTERNATIONAL SEARCH REPORT

International application No  
PCT/US2015/052103

C(Continuation). DOCUMENTS CONSIDERED TO BE RELEVANT

Category*	Citation of document, with indication, where appropriate, of the relevant passages	Relevant to claim No.
X	WO 2010/128673 A1 (NIPPON ELECTRIC GLASS CO [JP]; MIWA SHINKICHI [JP]; YANASE TOMOKI [JP]) 11 November 2010 (2010-11-11) example 8  -----	39-44



# INTERNATIONAL SEARCH REPORT

Information on patent family members

International application No PCT/US2015/052103
---

Patent document cited in search report	Publication date	Patent family member(s)	Publication date
WO 2014120641 A2	07-08-2014	EP 2956419 A2 WO 2014120641 A2	23-12-2015 07-08-2014
-----			
DE 19939789 A1	22-02-2001	AT 291564 T CN 1285325 A DE 19939789 A1 EP 1078893 A2 HK 1034953 A1 JP 2001106546 A KR 20010070025 A TW 499403 B US 6417124 B1	15-04-2005 28-02-2001 22-02-2001 28-02-2001 04-11-2005 17-04-2001 25-07-2001 21-08-2002 09-07-2002
-----			
EP 2075237 A1	01-07-2009	CN 101522584 A CN 102718401 A EP 2075237 A1 KR 20090027259 A KR 20120034754 A KR 20120087997 A US 2010035745 A1 WO 2008044694 A1	02-09-2009 10-10-2012 01-07-2009 16-03-2009 12-04-2012 07-08-2012 11-02-2010 17-04-2008
-----			
WO 2013191110 A1	27-12-2013	JP 2014001094 A WO 2013191110 A1	09-01-2014 27-12-2013
-----			
WO 2010128673 A1	11-11-2010	CN 102414140 A JP 5679513 B2 KR 20120023027 A TW 201114713 A US 2012058306 A1 WO 2010128673 A1	11-04-2012 04-03-2015 12-03-2012 01-05-2011 08-03-2012 11-11-2010
-----			