



US00D347935S

# United States Patent [19]

[11] Patent Number: **Des. 347,935**

Dolinsky

[45] Date of Patent: **\*\* Jun. 21, 1994**

- [54] **ILLUMINATED OUTSOLE**
- [75] Inventor: **Dennis Dolinsky, Morristown, N.J.**
- [73] Assignee: **E. S. Originals, Inc., New York, N.Y.**
- [\*\*] Term: **14 Years**
- [21] Appl. No.: **6,348**
- [22] Filed: **Mar. 24, 1993**
- [52] U.S. Cl. .... **D2/953; D2/954**
- [58] Field of Search ..... **D2/896, 947, 951-954, D2/957, 960; 36/25 R, 30 R, 32 R, 59 R, 59 C, 83, 84, 89, 100-107, 112-114, 132, 136**

- D. 333,034 2/1993 McDonald ..... **D2/953**
- D. 336,775 6/1993 Smith ..... **D2/953**
- D. 341,025 11/1993 Avar ..... **D2/954**

*Primary Examiner*—Louis S. Zarfaz  
*Attorney, Agent, or Firm*—Kirschstein

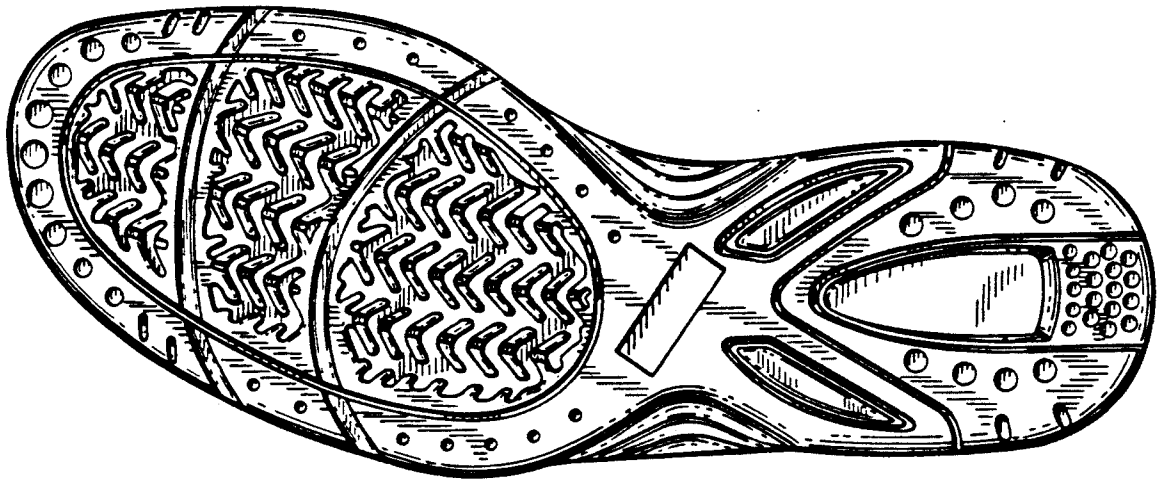
### [57] CLAIM

The ornamental design for an illuminated outsole, as shown.

### DESCRIPTION

FIG. 1 is a top plan view of an illuminated outsole showing my new design;  
 FIG. 2 is a left side elevational view thereof;  
 FIG. 3 is a front elevational view thereof;  
 FIG. 4 is a right side elevational view thereof;  
 FIG. 5 is a rear elevational view thereof; and,  
 FIG. 6 is a bottom plan view thereof.

- [56] **References Cited**
- U.S. PATENT DOCUMENTS**
- D. 192,957 6/1962 Messinger ..... **D2/952**



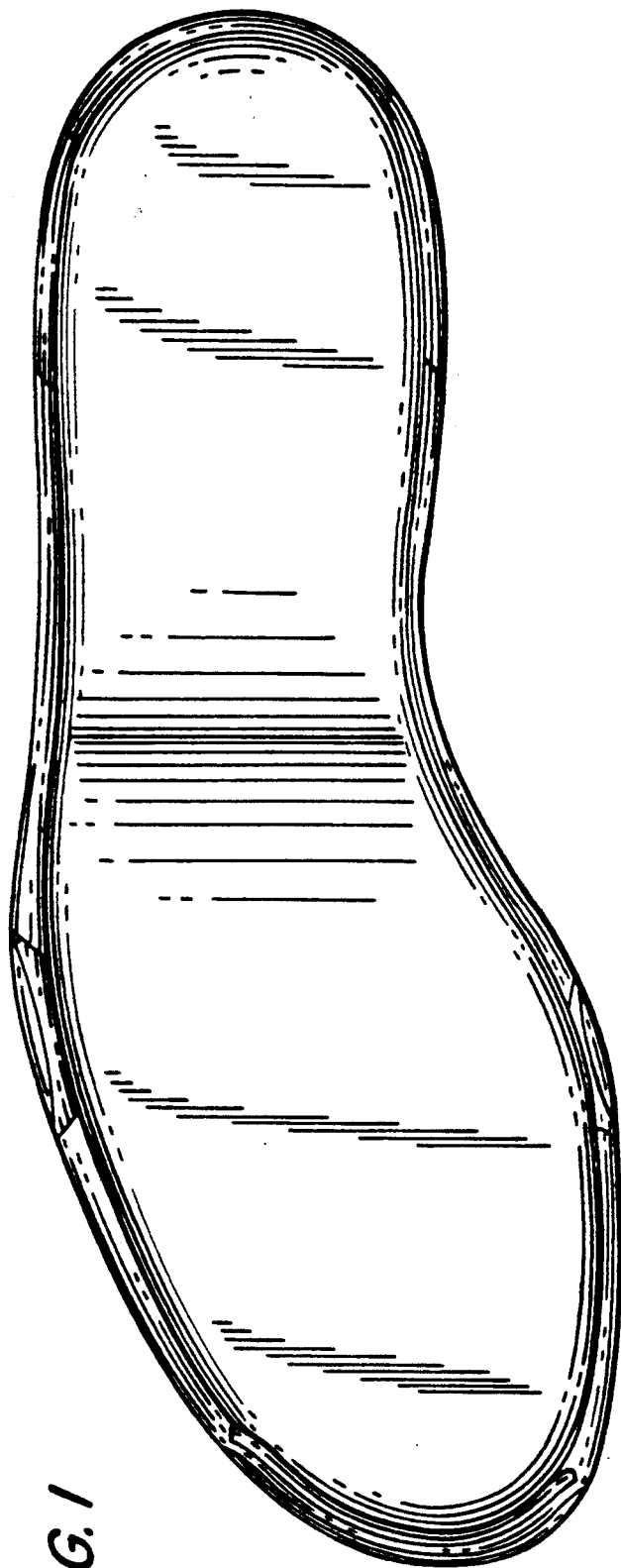


FIG. 1




FIG. 2

FIG. 3

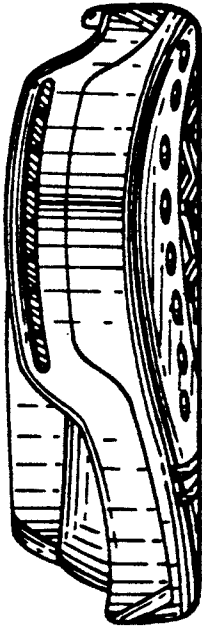


FIG. 4



FIG. 5

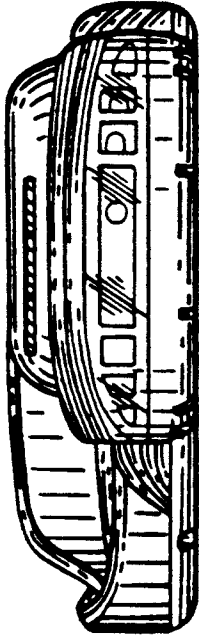


FIG. 6

