

(19) World Intellectual Property Organization
International Bureau



(43) International Publication Date
8 August 2002 (08.08.2002)

PCT

(10) International Publication Number
WO 02/061108 A2

(51) International Patent Classification⁷:
C12N 9/10, 9/04, 15/03, C07C 235/12

C12P 13/02,

(74) Agents: HANLEY, Elizabeth, A. et al.; Lahive & Cockfield, LLP, 28 State Street, Boston, MA 02109 (US).

(21) International Application Number: PCT/US02/00925

(22) International Filing Date: 18 January 2002 (18.01.2002)

(25) Filing Language: English

(26) Publication Language: English

(30) Priority Data:

60/263,053	19 January 2001 (19.01.2001)	US
60/262,995	19 January 2001 (19.01.2001)	US
60/347,638	11 January 2002 (11.01.2002)	US

(71) Applicant (for all designated States except US): OMNI-GENE BIOPRODUCTS, INC. [US/US]; 763(d) Concord Avenue, Cambridge, MA 02138 (US).

(72) Inventors; and

(75) Inventors/Applicants (for US only): YOCUM, Roger, R. [US/US]; 4 Orchard Lane, Lexington, MA 02420 (US). PATTERSON, Thomas, A. [US/US]; 89 Church Street, Attleboro, MA 02760 (US). PERO, Janice, G. [US/US]; 20 Solomon Pierce Road, Lexington, MA 02420 (US). HERMANN, Theron [US/US]; 18 Chilhowie Drive, Kinnelon, NJ 07405 (US).

(81) Designated States (national): AE, AG, AL, AM, AT, AU, AZ, BA, BB, BG, BR, BY, BZ, CA, CH, CN, CO, CR, CU, CZ, DE, DK, DM, DZ, EC, EE, ES, FI, GB, GD, GE, GH, GM, HR, HU, ID, IL, IN, IS, JP, KE, KG, KP, KR, KZ, LC, LK, LR, LS, LT, LU, LV, MA, MD, MG, MK, MN, MW, MX, MZ, NO, NZ, OM, PL, PT, RO, RU, SD, SE, SG, SI, SK, SL, TJ, TM, TN, TR, TT, TZ, UA, UG, US, UZ, VN, YU, ZA, ZM, ZW.

(84) Designated States (regional): ARIPO patent (GH, GM, KE, LS, MW, MZ, SD, SL, SZ, TZ, UG, ZM, ZW), Eurasian patent (AM, AZ, BY, KG, KZ, MD, RU, TJ, TM), European patent (AT, BE, CH, CY, DE, DK, ES, FI, FR, GB, GR, IE, IT, LU, MC, NL, PT, SE, TR), OAPI patent (BF, BJ, CF, CG, CI, CM, GA, GN, GQ, GW, ML, MR, NE, SN, TD, TG).

Published:

— without international search report and to be republished upon receipt of that report

For two-letter codes and other abbreviations, refer to the "Guidance Notes on Codes and Abbreviations" appearing at the beginning of each regular issue of the PCT Gazette.

(54) Title: MICROORGANISMS AND PROCESSES FOR ENHANCED PRODUCTION OF PANTOTHENATE

(57) Abstract: The present invention features improved methods for the enhanced production of pantoate and pantothenate utilizing microorganisms having modified pantothenate biosynthetic enzyme activities and having modified methylenetetrahydrofolate (MTF) biosynthetic enzyme activities. In particular, the invention features methods for enhancing production of desired products by increasing levels of a key intermediate, ketopantoate by enzymes that contribute to its synthesis. Recombinant microorganisms and conditions for culturing same are also featured. Also featured are compositions produced by such microorganisms.



WO 02/061108 A2

MICROORGANISMS AND PROCESSES FOR ENHANCED PRODUCTION OF PANTOTHENATE

Related Applications

5 This application claims the benefit of prior-filed provisional Patent Application Serial No. 60/XXX,XXX, entitled "Microorganisms and Processes for Enhanced Production of Pantothenate", filed January 11, 2002 (pending), to prior-filed provisional Patent Application Serial No. 60/263,053, filed January 19, 2001 (pending), and to prior-filed provisional Patent Application Serial No. 60/262,995, filed January 19, 10 2001 (pending). The present invention is also related to U.S. Patent Application Serial No. 09/667,569, filed September 21, 2000 (pending), which is a continuation-in-part of U.S. Patent Application Serial No. 09/400,494, filed September 21, 1999 (abandoned). U.S. Patent Application Serial No. 09/667,569 also claims the benefit of prior-filed provisional Patent Application Serial No. 60/210,072, filed June 7, 2000 (expired), 15 provisional Patent Application Serial No. 60/221,836, filed July 28, 2000 (expired), and provisional Patent Application Serial No. 60/227,860, filed August 24, 2000 (expired). The entire content of each of the above-referenced applications is incorporated herein by this reference.

20 Background of the Invention

 Pantothenate, also known as pantothenic acid or vitamin B5, is a member of the B complex of vitamins and is a nutritional requirement for mammals, including livestock and humans (*e.g.*, from food sources, as a water soluble vitamin supplement or as a feed additive). In cells, pantothenate is used primarily for the biosynthesis of 25 coenzyme A (CoA) and acyl carrier protein (ACP). These coenzymes function in the metabolism of acyl moieties which form thioesters with the sulfhydryl group of the 4'-phosphopantetheine portion of these molecules. These coenzymes are essential in all cells, participating in over 100 different intermediary reactions in cellular metabolism.

 The conventional means of synthesizing pantothenate (in particular, the 30 bioactive D isomer) is *via* chemical synthesis from bulk chemicals, a process which is hampered by excessive substrate cost as well as the requirement for optical resolution of racemic intermediates. Accordingly, researchers have recently looked to bacterial or microbial systems that produce enzymes useful in pantothenate biosynthesis processes (as bacteria are themselves capable of synthesizing pantothenate). In particular, 35 bioconversion processes have been evaluated as a means of favoring production of the preferred isomer of pantothenic acid. Moreover, methods of direct microbial synthesis have recently been examined as a means of facilitating D-pantothenate production.

There is still, however, significant need for improved pantothenate production processes, in particular, for microbial processes optimized to produce higher yields of desired product.

5 Summary of the Invention

The present invention relates to improved processes (*e.g.*, microbial syntheses) for the production of pantothenate. Pantothenate production processes have been described in related applications which feature, for example, microbes engineered to overexpress key enzymes of the pantothenate biosynthetic pathway and the
10 isoleucine-valine biosynthetic pathway (see *e.g.*, Figure 1). Strains have been engineered that are capable of producing > 50 g/l of pantothenate in standard fermentation processes (see *e.g.*, International Public. No. WO 01/21772 and U.S. Patent Application No. 60/262,995). In particular, increasing the expression of the *panB*, *panC*, *panD* and *panE1* genes and increasing the expression of the *ilvBNC* and *ilvD* genes
15 results in strains that convert glucose (pyruvate) to commercially attractive quantities of pantothenate.

In order to enhance production levels of for example, pantothenate, various improvements on the above-described methods have now been developed. For example, U.S. Patent Application Serial No. 09/667,569 describes production strains
20 having modified (*e.g.*, deleted or decreased-activity) pantothenate kinase enzymes. In such strains, the pantothenate levels are effectively increased by decreasing utilization of pantothenate for coenzymeA ("CoA") synthesis. U.S. Patent Application Serial No. 60/262,995 further describes improved pantothenate-productions strains that have been engineered to minimize utilization of various pantothenate biosynthetic enzymes and/or
25 isoleucine-valine biosynthetic enzymes and/or their respective substrates from being used to produce an alternative product identified as HMBPA.

The present invention features methods to further enhance pantothenate production by modulating a biosynthetic pathway that supplies a substrate for the pantothenate biosynthetic pathway, namely the methylenetetrahydrofolate ("MTF")
30 biosynthetic pathway. In particular, it has been discovered that increasing levels of MTF by modification of the MTF biosynthetic pathway results in enhanced levels of the key pantothenate biosynthetic pathway intermediate, ketopantoate. Enhanced ketopantoate levels, in turn, result in significantly enhanced pantothenate production levels in appropriately engineered strains. In essence, the present inventors have identified a
35 limiting step in the production of panto-compounds (*e.g.*, pantothenate) by strains engineered to overexpress, for example, the *panB*, *panC*, *panD*, *panE1*, *ilvBNC* and *ilvD*

genes, and describe herein a means for overcoming this limitation by modification of the MTF biosynthetic pathway.

At least three effective means of modifying the MTF biosynthetic pathway are described herein. In one aspect, it has been demonstrated that increasing serine levels in the culture medium of pantothenate-producing microorganisms results in enhanced panto-compound production. It has also been demonstrated that increasing the synthesis or activity of 3-phosphoglycerate dehydrogenase (the *serA* gene product), or the synthesis or activity of serine hydroxymethyl transferase (the *glyA* gene product), thereby enhancing serine and methylenetetrahydrofolate biosynthesis in appropriately engineered microorganisms, increases panto-compound production.

Accordingly, in one aspect the invention features processes for the enhanced production of pantoate and pantothenate that involve culturing microorganisms having modified pantothenate biosynthetic enzyme activities and having modified methylenetetrahydrofolate (MTF) biosynthetic enzyme activities under conditions such that pantothenate production is enhanced. In another aspect the invention features processes for the enhanced production of pantoate and pantothenate that involve culturing microorganisms having modified pantothenate biosynthetic enzyme activities, having modified isoleucine-valine (*ilv*) biosynthetic enzymes, and having modified methylenetetrahydrofolate (MTF) biosynthetic enzyme activities under conditions such that pantothenate production is enhanced. In particular, the invention features methods for enhancing production of desired products (*e.g.*, pantoate and/or pantothenate) by increasing the levels of a key intermediate, ketopantoate, by enzymes that contribute to its synthesis. Preferred methods result in production of pantothenate at levels greater than 50, 60, 70 or more g/L after 36 hours of culturing the microorganisms, or such that at least 60, 70, 80, 90 or more g/L pantothenate is produced after 36 hours of culturing the microorganisms. Recombinant microorganisms and conditions for culturing same are also featured. Also featured are compositions produced by such microorganisms.

Other features and advantages of the invention will be apparent from the following detailed description and claims.

Brief Description of the Drawings

Figure 1 is a schematic representation of the pantothenate and isoleucine-valine (*ilv*) biosynthetic pathways. Pantothenate biosynthetic enzymes are depicted in bold and their corresponding genes indicated in italics. Isoleucine-valine (*ilv*) biosynthetic enzymes are depicted in bold italics and their corresponding genes indicated in italics.

Figure 2 is a schematic representation of the methylenetetrahydrofolate ("MTF") biosynthetic pathway in *E. coli* (and presumably in *B. subtilis*).

Figure 3 is a schematic representation of the construction of the plasmid pAN665.

5 Figure 4 is a schematic representation of the construction of the plasmid pAN670.

Figure 5 is a schematic representation of the plasmid pAN004.

Figure 6 is a schematic representation of the plasmid pAN396.

10 Figure 7 is a schematic representation of the plasmid pAN393.

Detailed Description of the Invention

The present invention is directed to improved methods for producing panto-compounds (*e.g.*, ketopantoate, pantoate and/or pantothenate) and strains
15 engineered for use in said improved methods. Strains capable of producing > 50 g/l of pantothenate can be constructed as taught in International Patent Application Serial No. WO 01/21772 and in U.S. Patent Application Serial No. 60/262,995. By increasing the expression of the *panB*, *panC*, *panD* and *panE1* genes and by increasing the expression of the *ilvBNC* and *ilvD* genes, one can design strains (*e.g.*, *Bacillus* strains) that convert
20 glucose (pyruvate) to commercially attractive quantities of pantothenate.

However, it has now been discovered that in strains engineered to express high levels of the *panB* gene product, ketopantoate hydroxymethyltransferase (*e.g.*, PA824, described in U.S. Patent Application Serial No. 09/667,569 and PA668-24, described in U.S. Patent Application Serial No. 60/262,995), a limiting step for further
25 increases in the production of pantothenate is still the conversion of α -ketoisovalerate (α -KIV) to ketopantoate. Methods to increase the synthesis of α -KIV were described previously in International Patent Application Serial No. WO 01/21772 and U.S. Patent Application Serial No. 60/262,995. Here we disclose that even further increases in pantothenate production can be achieved by engineering designed to increase the levels
30 of MTF, or the rate of MTF synthesis.

Accordingly, the present invention features modulating the methylenetetrahydrofolate ("MTF") biosynthetic pathway. In particular, increasing MTF levels in panto-compound producing microbes is an effective means of enhancing ketopantoate production, and in turn results in enhanced pantoate and/or pantothenate
35 production in appropriately-engineered recombinant microorganisms.

Ketopantoate hydroxymethylenetransferase catalyzes the production of ketopantoate from α -ketoisovalerate (" α -KIV") and MTF (see *e.g.*, Figure 1). In particular, the enzyme catalyzes the transfer of a hydroxymethyl group from MTF to α -KIV to yield ketopantoate. Both α -KIV and MTF are substrates for this reaction, and
5 their syntheses can be increased in order to improve production of ketopantoate. The pathway for MTF biosynthesis in *E. coli* (and presumably also *Bacillus subtilis*) is outlined in Figure 2. MTF is synthesized from tetrahydrofolate and serine in a reaction catalyzed by the *glyA* gene that encodes serine hydroxymethyl transferase. For improved MTF synthesis the cells need increased quantities of both substrates and the
10 product of the *glyA* gene.

In one embodiment, the invention features processes for the enhanced production of pantothenate that involve culturing a microorganism having (i) a deregulated pantothenate biosynthetic pathway (*e.g.*, having one, two, three or four pantothenate biosynthetic enzymes deregulated) and (ii) a deregulated
15 methylenetetrahydrofolate (MTF) biosynthetic pathway (*e.g.*, having at least one or two MTF biosynthetic enzymes deregulated), under conditions such that pantothenate production is enhanced. Exemplary pantothenate biosynthetic enzymes include ketopantoate hydroxymethyltransferase, ketopantoate reductase, pantothenate synthetase and aspartate- α -decarboxylase. Exemplary MTF biosynthetic enzymes include the *serA*
20 gene product and the *glyA* gene product.

In another embodiment, the invention features processes for the enhanced production of pantothenate that involve culturing a microorganism having (i) a deregulated pantothenate biosynthetic pathway (*e.g.*, having one, two, three or four pantothenate biosynthetic enzymes deregulated), (ii) a deregulated isoleucine-valine (*ilv*)
25 biosynthetic pathway (*e.g.*, having one, two or three *ilv* biosynthetic enzymes deregulated), and (iii) a deregulated MTF biosynthetic pathway (*e.g.*, having at least one or two MTF biosynthetic enzymes deregulated), under conditions such that pantothenate production is enhanced. Exemplary *ilv* biosynthetic enzymes include acetohydroxyacid acid synthetase, acetohydroxyacid isomeroreductase, and dihydroxyacid dehydratase.

In another embodiment, the invention features processes for the production of pantothenate that involve culturing a microorganism having a deregulated pantothenate biosynthetic pathway, a deregulated *ilv* biosynthetic pathway, and a deregulated MTF biosynthetic pathway, deregulated such that at least 50 g/L pantothenate is produced after 36 hours of culturing the microorganism, preferably such
35 that at least 60 g/L pantothenate is produced after 36 hours of culturing the microorganism, and more preferably such that at least 70 g/L pantothenate is produced after 36 hours of culturing the microorganism.

In another embodiment, the invention features processes for the production of pantothenate that involve culturing a microorganism having a deregulated pantothenate biosynthetic pathway, a deregulated *ilv* biosynthetic pathway, and a deregulated MTF biosynthetic pathway, deregulated such that at least 60 g/L pantothenate is produced after 48 hours of culturing the microorganism, preferably such that at least 70 g/L pantothenate is produced after 48 hours of culturing the microorganism, and more preferably such that at least 80 g/L pantothenate is produced after 48 hours of culturing the microorganism.

The invention further features methods as described above, wherein pantothenate production is further enhanced by regulating pantothenate kinase activity (*e.g.*, wherein pantothenate kinase activity is decreased). In one embodiment, CoaA is deleted and CoaX is downregulated. In another embodiment, CoaX is deleted and CoaA is downregulated. In yet another embodiment, CoaX and CoaA are downregulated. The invention further features methods as described above, wherein the microorganisms are cultured under conditions of excess serine. The invention further features methods as described above, wherein the microorganisms have the pantothenate biosynthetic pathway deregulated such that pantothenate production is independent of β -alanine feed.

Products synthesized according to the processes of the invention are also featured, as are compositions that include pantothenate produced according to said processes. Recombinant microorganisms for use in the processes of the invention are also featured. In one embodiment, the invention features a recombinant microorganism for the enhanced production of pantothenate having a deregulated pantothenate biosynthetic pathway and a deregulated MTF biosynthetic pathway. In another embodiment, the invention features a recombinant microorganism for the enhanced production of pantothenate having a deregulated pantothenate biosynthetic pathway, a deregulated MTF biosynthetic pathway and a deregulated *ilv* pathway. Microorganisms can further have reduced pantothenate kinase activity. Preferred microorganisms belong to the genus *Bacillus*, for example *Bacillus subtilis*.

As described above, certain aspects of the invention feature processes for the enhanced production of panto-compounds (*e.g.*, pantoate and/or pantothenate) that involve culturing microorganisms having at least a deregulated pantothenate biosynthetic pathway. The term "pantothenate biosynthetic pathway" includes the biosynthetic pathway involving pantothenate biosynthetic enzymes (*e.g.*, polypeptides encoded by biosynthetic enzyme-encoding genes), compounds (*e.g.*, substrates, intermediates or products), cofactors and the like utilized in the formation or synthesis of pantothenate. The term "pantothenate biosynthetic pathway" includes the biosynthetic

pathway leading to the synthesis of pantothenate in microorganisms (*e.g., in vivo*) as well as the biosynthetic pathway leading to the synthesis of pantothenate *in vitro*.

As used herein, a microorganism "having a deregulated pantothenate biosynthetic pathway" includes a microorganism having at least one pantothenate biosynthetic enzyme deregulated (*e.g., overexpressed*) (both terms as defined herein) such that pantothenate production is enhanced (*e.g., as compared to pantothenate production in said microorganism prior to deregulation of said biosynthetic enzyme or as compared to a wild-type microorganism*). The term "pantothenate" includes the free acid form of pantothenate, also referred to as "pantothenic acid" as well as any salt thereof (*e.g., derived by replacing the acidic hydrogen of pantothenate or pantothenic acid with a cation, for example, calcium, sodium, potassium, ammonium, magnesium*), also referred to as a "pantothenate salt". The term "pantothenate" also includes alcohol derivatives of pantothenate. Preferred pantothenate salts are calcium pantothenate or sodium pantothenate. A preferred alcohol derivative is pantothanol. Pantothenate salts and/or alcohols of the present invention include salts and/or alcohols prepared *via* conventional methods from the free acids described herein. In another embodiment, a pantothenate salt is synthesized directly by a microorganism of the present invention. A pantothenate salt of the present invention can likewise be converted to a free acid form of pantothenate or pantothenic acid by conventional methodology. The term "pantothenate" is also abbreviated as "pan" herein.

Preferably, a microorganism "having a deregulated pantothenate biosynthetic pathway" includes a microorganism having at least one pantothenate biosynthetic enzyme deregulated (*e.g., overexpressed*) such that pantothenate production is 1 g/L or greater. More preferably, a microorganism "having a deregulated pantothenate biosynthetic pathway" includes a microorganism having at least one pantothenate biosynthetic enzyme deregulated (*e.g., overexpressed*) such that pantothenate production is 2 g/L or greater. Even more preferably, a microorganism "having a deregulated pantothenate biosynthetic pathway" includes a microorganism having at least one pantothenate biosynthetic enzyme deregulated (*e.g., overexpressed*) such that pantothenate production is 10 g/L, 20 g/L, 30 g/L, 40 g/L, 50 g/L, or greater.

The term "pantothenate biosynthetic enzyme" includes any enzyme utilized in the formation of a compound (*e.g., intermediate or product*) of the pantothenate biosynthetic pathway. For example, synthesis of pantoate from α -ketoisovalerate (α -KIV) proceeds *via* the intermediate, ketopantoate. Formation of ketopantoate is catalyzed by the pantothenate biosynthetic enzyme PanB or ketopantoate hydroxymethyltransferase (the *panB* gene product). Formation of pantoate is catalyzed by the pantothenate biosynthetic enzyme PanE1 or ketopantoate reductase (the *panE1*

gene product). Synthesis of β -alanine from aspartate is catalyzed by the pantothenate biosynthetic enzyme PanD or aspartate- α -decarboxylase (the *panD* gene product). Formation of pantothenate from pantoate and β -alanine (*e.g.*, condensation) is catalyzed by the pantothenate biosynthetic enzyme PanC or pantothenate synthetase (the *panC* gene product). Pantothenate biosynthetic enzymes may also perform an alternative function as enzymes in the HMBPA biosynthetic pathway described herein.

Accordingly, in one embodiment, the invention features a process for the enhanced production of pantothenate that includes culturing a microorganism having at least one pantothenate biosynthetic enzyme deregulated (*e.g.*, deregulated such that pantothenate production is enhanced), said enzyme being selected, for example, from the group consisting of PanB (or ketopantoate hydroxymethyltransferase), PanC (or pantothenate synthetase), PanD (or aspartate- α -decarboxylase), PanE1 (or ketopantoate reductase). In another embodiment, the invention features a process for the enhanced production of pantothenate that includes culturing a microorganism having at least two pantothenate biosynthetic enzymes deregulated, said enzymes being selected, for example, from the group consisting of PanB (or ketopantoate hydroxymethyltransferase), PanC (or pantothenate synthetase), PanD (or aspartate- α -decarboxylase), and PanE1 (or ketopantoate reductase). In another embodiment, the invention features a process for the enhanced production of pantothenate that includes culturing a microorganism having at least three pantothenate biosynthetic enzymes deregulated, said enzymes being selected, for example, from the group consisting of PanB (or ketopantoate hydroxymethyltransferase), PanC (or pantothenate synthetase), PanD (or aspartate- α -decarboxylase), and PanE1 (or ketopantoate reductase). In another embodiment, the invention features a process for the enhanced production of pantothenate that includes culturing a microorganism having at least four pantothenate biosynthetic enzymes deregulated, for example, a microorganism having PanB (or ketopantoate hydroxymethyltransferase), PanC (or pantothenate synthetase), PanD (or aspartate- α -decarboxylase), and PanE1 (or ketopantoate reductase) deregulated.

In another aspect, the invention features processes for the enhanced production of pantothenate that involve culturing microorganisms having a deregulated isoleucine-valine biosynthetic pathway. The term "isoleucine-valine biosynthetic pathway" includes the biosynthetic pathway involving isoleucine-valine biosynthetic enzymes (*e.g.*, polypeptides encoded by biosynthetic enzyme-encoding genes), compounds (*e.g.*, substrates, intermediates or products), cofactors and the like utilized in the formation or synthesis or conversion of pyruvate to valine or isoleucine. The term "isoleucine-valine biosynthetic pathway" includes the biosynthetic pathway leading to

the synthesis of valine or isoleucine in microorganisms (*e.g., in vivo*) as well as the biosynthetic pathway leading to the synthesis of valine or isoleucine *in vitro*.

As used herein, a microorganism "having a deregulated isoleucine-valine (*ilv*) pathway" includes a microorganism having at least one isoleucine-valine (*ilv*) biosynthetic enzyme deregulated (*e.g., overexpressed*) (both terms as defined herein) such that isoleucine and/or valine and/or the valine precursor, α -ketoisovalerate (α -KIV) production is enhanced (*e.g., as compared to isoleucine and/or valine and/or α -KIV production in said microorganism prior to deregulation of said biosynthetic enzyme or as compared to a wild-type microorganism*). Figure 1 includes a schematic representation of the isoleucine-valine biosynthetic pathway. Isoleucine-valine biosynthetic enzymes are depicted in bold italics and their corresponding genes indicated in italics. The term "isoleucine-valine biosynthetic enzyme" includes any enzyme utilized in the formation of a compound (*e.g., intermediate or product*) of the isoleucine-valine biosynthetic pathway. According to Figure 1, synthesis of valine from pyruvate proceeds *via* the intermediates, acetolactate, α,β -dihydroxyisovalerate (α,β -DHIV) and α -ketoisovalerate (α -KIV). Formation of acetolactate from pyruvate is catalyzed by the isoleucine-valine biosynthetic enzyme acetohydroxyacid synthetase (the *ilvBN* gene products, or alternatively, the *alsS* gene product). Formation of α,β -DHIV from acetolactate is catalyzed by the isoleucine-valine biosynthetic enzyme acetohydroxyacid isomeroreductase (the *ilvC* gene product). Synthesis of α -KIV from α,β -DHIV is catalyzed by the isoleucine-valine biosynthetic enzyme dihydroxyacid dehydratase (the *ilvD* gene product). Moreover, valine and isoleucine can be interconverted with their respective α -keto compounds by branched chain amino acid transaminases. Isoleucine-valine biosynthetic enzymes may also perform an alternative function as enzymes in the HMBPA biosynthetic pathway described herein.

Accordingly, in one embodiment, the invention features a process for the enhanced production of pantothenate that includes culturing a microorganism having at least one isoleucine-valine (*ilv*) biosynthetic enzyme deregulated (*e.g., deregulated such that valine and/or isoleucine and/or α -KIV production is enhanced*), said enzyme being selected, for example, from the group consisting of IlvBN, AlsS (or acetohydroxyacid synthetase), IlvC (or acetohydroxyacid isomeroreductase) and IlvD (or dihydroxyacid dehydratase). In another embodiment, the invention features a process for the enhanced production of pantothenate that includes culturing a microorganism having at least two isoleucine-valine (*ilv*) biosynthetic enzymes deregulated, said enzyme being selected, for example, from the group consisting of IlvBN, AlsS (or acetohydroxyacid synthetase), IlvC (or acetohydroxyacid isomeroreductase) and IlvD (or dihydroxyacid dehydratase). In another embodiment, the invention features a process for the enhanced production of

pantothenate that includes culturing a microorganism having at least three isoleucine-valine (*ilv*) biosynthetic enzymes deregulated, for example, said microorganism having IlvBN or AlsS (or acetohydroxyacid synthetase), IlvC (or acetohydroxyacid isomeroreductase) and IlvD (or dihydroxyacid dehydratase) deregulated.

- 5 As mentioned herein, enzymes of the pantothenate biosynthetic pathway and/or the isoleucine-valine (*ilv*) pathway have been discovered to have an alternative activity in the synthesis of [R]-3-(2-hydroxy-3-methyl-butyrylamino)-propionic acid (“HMBPA”) or the [R]-3-(2-hydroxy-3-methyl-butyrylamino)-propionic acid (“HMBPA”) biosynthetic pathway. The term “[R]-3-(2-hydroxy-3-methyl-
- 10 butyrylamino)-propionic acid (“HMBPA”) biosynthetic pathway” includes the alternative biosynthetic pathway involving biosynthetic enzymes and compounds (*e.g.*, substrates and the like) traditionally associated with the pantothenate biosynthetic pathway and/or isoleucine-valine (*ilv*) biosynthetic pathway utilized in the formation or synthesis of HMBPA. The term “HMBPA biosynthetic pathway” includes the
- 15 biosynthetic pathway leading to the synthesis of HMBPA in microorganisms (*e.g.*, *in vivo*) as well as the biosynthetic pathway leading to the synthesis of HMBPA *in vitro*.

The term “HMBPA biosynthetic enzyme” includes any enzyme utilized in the formation of a compound (*e.g.*, intermediate or product) of the HMBPA biosynthetic pathway. For example, synthesis of 2-hydroxyisovaleric acid (α -HIV) from

20 α -ketoisovalerate (α -KIV) is catalyzed by the *panE1* or *panE2* gene product (PanE1 is alternatively referred to herein as ketopantoate reductase) and/or is catalyzed by the *ilvC* gene product (alternatively referred to herein as acetohydroxyacid isomeroreductase). Formation of HMBPA from β -alanine and α -HIV is catalyzed by the *panC* gene product (alternatively referred to herein as pantothenate synthetase).

- 25 The term “[R]-3-(2-hydroxy-3-methyl-butyrylamino)-propionic acid (“HMBPA”)” includes the free acid form of HMBPA, also referred to as “[R]-3-(2-hydroxy-3-methyl-butyrylamino)-propionate” as well as any salt thereof (*e.g.*, derived by replacing the acidic hydrogen of 3-(2-hydroxy-3-methyl-butyrylamino)-propionic acid or 3-(2-hydroxy-3-methyl-butyrylamino)-propionate with a cation, for example,
- 30 calcium, sodium, potassium, ammonium, magnesium), also referred to as a “3-(2-hydroxy-3-methyl-butyrylamino)-propionic acid salt” or “HMBPA salt”. Preferred HMBPA salts are calcium HMBPA or sodium HMBPA. HMBPA salts of the present invention include salts prepared *via* conventional methods from the free acids described herein. An HMBPA salt of the present invention can likewise be converted to a free acid
- 35 form of 3-(2-hydroxy-3-methyl-butyrylamino)-propionic acid or 3-(2-hydroxy-3-methyl-butyrylamino)-propionate by conventional methodology.

In preferred embodiments, the invention features processes for the enhanced production of panto-compounds (*e.g.*, pantoate and/or pantothenate) that involve culturing a microorganism having a deregulated methylenetetrahydrofolate (MTF) biosynthetic pathway. The term “methylenetetrahydrofolate (MTF) biosynthetic pathway” refers to the biosynthetic pathway involving MTF biosynthetic enzymes (*e.g.*, polypeptides encoded by biosynthetic enzyme-encoding genes), compounds (*e.g.*, substrates, intermediates or products), cofactors and the like utilized in the formation or synthesis of the PanB substrate, MTF. The term “methylenetetrahydrofolate (MTF) biosynthetic pathway” refers to the biosynthetic pathway leading to the synthesis of MTF *in vivo* (*e.g.*, the pathway in *E. coli*, as depicted in Figure 2) as well as the biosynthetic pathway leading to the synthesis of MTF *in vitro*. The term “methylenetetrahydrofolate (MTF) biosynthetic enzyme” includes any enzyme utilized in the formation of a compound (*e.g.*, intermediate or product) of the methylenetetrahydrofolate (MTF) biosynthetic pathway.

The present invention is based, at least in part, on the discovery that deregulation of certain MTF biosynthetic enzymes results in enhanced production of MTF. A MTF biosynthetic enzyme, the deregulation of which results in enhanced MTF production, is termed a “MTF biosynthesis-enhancing enzyme”. Exemplary “MTF biosynthesis-enhancing enzymes” are the *serA* gene product (3-phosphoglycerate dehydrogenase) and the *glyA* gene product (serine hydroxymethyl transferase). A microorganism “having a deregulated methylenetetrahydrofolate (MTF) biosynthetic pathway”, is a microorganism having at least one MTF biosynthesis-enhancing enzyme deregulated (*e.g.*, overexpressed) such that MTF production or biosynthesis is enhanced (*e.g.*, as compared to MTF production in said microorganism prior to deregulation of said biosynthetic enzyme or as compared to a wild-type microorganism).

In one embodiment, the invention features a process for the enhanced production of panto-compounds (*e.g.*, pantoate and/or pantothenate) that includes culturing a microorganism having a deregulated “methylenetetrahydrofolate (MTF) biosynthetic pathway”, as defined herein. In another embodiment, the invention features a process for the enhanced production of panto-compounds (*e.g.*, pantoate and/or pantothenate) that includes culturing a microorganism having a deregulated MTF biosynthesis-enhancing enzyme. In preferred embodiments, the invention features processes for the enhanced production of panto-compounds (*e.g.*, pantoate and/or pantothenate) that includes culturing a microorganism having a deregulated *glyA* gene product (serine hydroxymethyl transferase) and/or a deregulated *serA* gene product (3-phosphoglycerate dehydrogenase).

Yet another aspect of the present invention features processes for the enhanced production of pantothenate that include culturing microorganisms under culture conditions selected to favor pantothenate production, for example, by culturing microorganisms with excess serine (a *glyA* substrate) in the medium. The term “excess serine” includes serine levels increased or higher than those routinely utilized for culturing the microorganism in question. For example, culturing the *Bacillus* microorganisms described in the instant Examples is routinely done in the presence of about 0-2.5 g/L serine. Accordingly, excess serine levels can include levels of greater than 2.5 g/L serine, for example, between about 2.5 and 10 g/L serine. Excess serine levels can include levels of greater than 5 g/L serine, for example, between about 5 and 10 g/L serine.

Yet another aspect of the present invention features culturing the microorganisms described herein under conditions such that pantothenate production is further increased, for example, by increasing pantothenate and/or isoleucine-valine (*ilv*) biosynthetic pathway precursors and/or intermediates as defined herein (*e.g.*, culturing microorganisms in the presence of excess β -alanine, valine and/or α -KIV) or, alternatively, further modifying said microorganisms such that they are capable of producing significant levels of β -alanine in the absence of a β -alanine feed (*i.e.*, β -alanine independent microorganisms, as described in U.S. Patent Application Serial No. 09/09/667,569).

Yet another aspect of the invention features further regulating pantothenate kinase activity in pantothenate-producing strains such that pantothenate production is enhanced. Pantothenate kinase is a key enzyme catalyzing the formation of Coenzyme A (CoA) from pantothenate (see *e.g.*, U.S. Patent Application Serial No. 09/09/667,569). Regulation of pantothenate kinase (*e.g.*, decreasing the activity or level of pantothenate kinase) reduces the production of CoA, favoring pantothenate accumulation. In one embodiment, pantotheante kinase activity is decreased by deleting CoaA and downregulating CoaX activity (CoaA and CoaX are both capable of catalyzing the first step in CoA biosynthesis in certain microorganisms). In another embodiment, pantothenate kinase activity is decreased by deleting CoaX and downregulating CoaA. In yet another embodiment, pantotheante kinase activity is decreased by downregulating CoaA and CoaX activities.

Various aspects of the invention are described in further detail in the following subsections.

I. Targeting Genes Encoding Various Pantothenate and/or Isoleucine-Valine(*ilv*) and/or Methylenetetrahydrofolate (MTF) Biosynthetic Enzymes

In one embodiment, the present invention features modifying or
 5 increasing the level of various biosynthetic enzymes of the pantothenate and/or
 isoleucine-valine(*ilv*) and/or methylenetetrahydrofolate (MTF) biosynthetic pathways.
 In particular, the invention features modifying various enzymatic activities associated
 with said pathways by modifying or altering the genes encoding said biosynthetic
 enzymes.

10 The term “gene”, as used herein, includes a nucleic acid molecule (*e.g.*, a
 DNA molecule or segment thereof) that, in an organism, can be separated from another
 gene or other genes, by intergenic DNA (*i.e.*, intervening or spacer DNA which naturally
 flanks the gene and/or separates genes in the chromosomal DNA of the organism).
 Alternatively, a gene may slightly overlap another gene (*e.g.*, the 3’ end of a first gene
 15 overlapping the 5’ end of a second gene), the overlapping genes separated from other
 genes by intergenic DNA. A gene may direct synthesis of an enzyme or other protein
 molecule (*e.g.*, may comprise coding sequences, for example, a contiguous open reading
 frame (ORF) which encodes a protein) or may itself be functional in the organism. A
 gene in an organism, may be clustered in an operon, as defined herein, said operon being
 20 separated from other genes and/or operons by the intergenic DNA. An “isolated gene”,
 as used herein, includes a gene which is essentially free of sequences which naturally
 flank the gene in the chromosomal DNA of the organism from which the gene is derived
 (*i.e.*, is free of adjacent coding sequences that encode a second or distinct protein,
 adjacent structural sequences or the like) and optionally includes 5’ and 3’ regulatory
 25 sequences, for example promoter sequences and/or terminator sequences. In one
 embodiment, an isolated gene includes predominantly coding sequences for a protein
 (*e.g.*, sequences which encode *Bacillus* proteins). In another embodiment, an isolated
 gene includes coding sequences for a protein (*e.g.*, for a *Bacillus* protein) and adjacent 5’
 and/or 3’ regulatory sequences from the chromosomal DNA of the organism from which
 30 the gene is derived (*e.g.*, adjacent 5’ and/or 3’ *Bacillus* regulatory sequences).
 Preferably, an isolated gene contains less than about 10 kb, 5 kb, 2 kb, 1 kb, 0.5 kb, 0.2
 kb, 0.1 kb, 50 bp, 25 bp or 10 bp of nucleotide sequences which naturally flank the gene
 in the chromosomal DNA of the organism from which the gene is derived.

The term “operon” includes at least two adjacent genes or ORFs,
 35 optionally overlapping in sequence at either the 5’ or 3’ end of at least one gene or ORF.
 The term “operon” includes a coordinated unit of gene expression that contains a
 promoter and possibly a regulatory element associated with one or more adjacent genes

or ORFs (*e.g.*, structural genes encoding enzymes, for example, biosynthetic enzymes). Expression of the genes (*e.g.*, structural genes) can be coordinately regulated, for example, by regulatory proteins binding to the regulatory element or by anti-termination of transcription. The genes of an operon (*e.g.*, structural genes) can be transcribed to
5 give a single mRNA that encodes all of the proteins.

A “gene having a mutation” or “mutant gene” as used herein, includes a gene having a nucleotide sequence which includes at least one alteration (*e.g.*, substitution, insertion, deletion) such that the polypeptide or protein encoded by said mutant exhibits an activity that differs from the polypeptide or protein encoded by the
10 wild-type nucleic acid molecule or gene. In one embodiment, a gene having a mutation or mutant gene encodes a polypeptide or protein having an increased activity as compared to the polypeptide or protein encoded by the wild-type gene, for example, when assayed under similar conditions (*e.g.*, assayed in microorganisms cultured at the same temperature). As used herein, an “increased activity” or “increased enzymatic
15 activity” is one that is at least 5% greater than that of the polypeptide or protein encoded by the wild-type nucleic acid molecule or gene, preferably at least 5-10% greater, more preferably at least 10-25% greater and even more preferably at least 25-50%, 50-75% or 75-100% greater than that of the polypeptide or protein encoded by the wild-type nucleic acid molecule or gene. Ranges intermediate to the above-recited values, *e.g.*, 75-85%,
20 85-90%, 90-95%, are also intended to be encompassed by the present invention. As used herein, an “increased activity” or “increased enzymatic activity” can also include an activity that is at least 1.25-fold greater than the activity of the polypeptide or protein encoded by the wild-type gene, preferably at least 1.5-fold greater, more preferably at least 2-fold greater and even more preferably at least 3-fold, 4-fold, 5-fold, 10-fold, 20-
25 fold, 50-fold, 100-fold greater than the activity of the polypeptide or protein encoded by the wild-type gene.

In another embodiment, a gene having a mutation or mutant gene encodes a polypeptide or protein having a reduced activity as compared to the polypeptide or protein encoded by the wild-type gene, for example, when assayed under similar
30 conditions (*e.g.*, assayed in microorganisms cultured at the same temperature). A mutant gene also can encode no polypeptide or have a reduced level of production of the wild-type polypeptide. As used herein, a “reduced activity” or “reduced enzymatic activity” is one that is at least 5% less than that of the polypeptide or protein encoded by the wild-type nucleic acid molecule or gene, preferably at least 5-10% less, more preferably at
35 least 10-25% less and even more preferably at least 25-50%, 50-75% or 75-100% less than that of the polypeptide or protein encoded by the wild-type nucleic acid molecule or gene. Ranges intermediate to the above-recited values, *e.g.*, 75-85%, 85-90%, 90-95%,

are also intended to be encompassed by the present invention. As used herein, a “reduced activity” or “reduced enzymatic activity” can also include an activity that has been deleted or “knocked out” (*e.g.*, approximately 100% less activity than that of the polypeptide or protein encoded by the wild-type nucleic acid molecule or gene).

5 Activity can be determined according to any well accepted assay for measuring activity of a particular protein of interest. Activity can be measured or assayed directly, for example, measuring an activity of a protein in a crude cell extract or isolated or purified from a cell or microorganism. Alternatively, an activity can be measured or assayed within a cell or microorganism or in an extracellular medium. For
10 example, assaying for a mutant gene (*i.e.*, said mutant encoding a reduced enzymatic activity) can be accomplished by expressing the mutated gene in a microorganism, for example, a mutant microorganism in which the enzyme is a temperature-sensitive, and assaying the mutant gene for the ability to complement a temperature sensitive (Ts) mutant for enzymatic activity. A mutant gene that encodes an “increased enzymatic
15 activity” can be one that complements the Ts mutant more effectively than, for example, a corresponding wild-type gene. A mutant gene that encodes a “reduced enzymatic activity” is one that complements the Ts mutant less effectively than, for example, a corresponding wild-type gene.

 It will be appreciated by the skilled artisan that even a single substitution
20 in a nucleic acid or gene sequence (*e.g.*, a base substitution that encodes an amino acid change in the corresponding amino acid sequence) can dramatically affect the activity of an encoded polypeptide or protein as compared to the corresponding wild-type polypeptide or protein. A mutant gene (*e.g.*, encoding a mutant polypeptide or protein), as defined herein, is readily distinguishable from a nucleic acid or gene encoding a
25 protein homologue in that a mutant gene encodes a protein or polypeptide having an altered activity, optionally observable as a different or distinct phenotype in a microorganism expressing said mutant gene or producing said mutant protein or polypeptide (*i.e.*, a mutant microorganism) as compared to a corresponding microorganism expressing the wild-type gene. By contrast, a protein homologue can
30 have an identical or substantially similar activity, optionally phenotypically indiscernable when produced in a microorganism, as compared to a corresponding microorganism expressing the wild-type gene. Accordingly it is not, for example, the degree of sequence identity between nucleic acid molecules, genes, protein or polypeptides that serves to distinguish between homologues and mutants, rather it is the
35 activity of the encoded protein or polypeptide that distinguishes between homologues and mutants: homologues having, for example, low (*e.g.*, 30-50% sequence identity) sequence identity yet having substantially equivalent functional activities, and mutants,

for example sharing 99% sequence identity yet having dramatically different or altered functional activities.

It will also be appreciated by the skilled artisan that nucleic acid molecules, genes, protein or polypeptides for use in the instant invention can be derived from any microorganisms having a MTF biosynthetic pathway, an *ilv* biosynthetic pathway or a pantothenate biosynthetic pathway. Such nucleic acid molecules, genes, protein or polypeptides can be identified by the skilled artisan using known techniques such as homology screening, sequence comparison and the like, and can be modified by the skilled artisan in such a way that expression or production of these nucleic acid molecules, genes, protein or polypeptides occurs in a recombinant microorganism (*e.g.*, by using appropriate promoters, ribosomal binding sites, expression or integration vectors, modifying the sequence of the genes such that the transcription is increased (taking into account the preferable codon usage), etc., according to techniques described herein and those known in the art).

In one embodiment, the genes of the present invention are derived from a Gram positive microorganism organism (*e.g.*, a microorganism which retains basic dye, for example, crystal violet, due to the presence of a Gram-positive wall surrounding the microorganism). The term “derived from” (*e.g.*, “derived from” a Gram positive microorganism) refers to a gene which is naturally found in the microorganism (*e.g.*, is naturally found in a Gram positive microorganism). In a preferred embodiment, the genes of the present invention are derived from a microorganism belonging to a genus selected from the group consisting of *Bacillus*, *Corynebacterium* (*e.g.*, *Corynebacterium glutamicum*), *Lactobacillus*, *Lactococci* and *Streptomyces*. In a more preferred embodiment, the genes of the present invention are derived from a microorganism is of the genus *Bacillus*. In another preferred embodiment, the genes of the present invention are derived from a microorganism selected from the group consisting of *Bacillus subtilis*, *Bacillus lentimorbus*, *Bacillus lentus*, *Bacillus firmus*, *Bacillus pantothenicus*, *Bacillus amyloliquefaciens*, *Bacillus cereus*, *Bacillus circulans*, *Bacillus coagulans*, *Bacillus licheniformis*, *Bacillus megaterium*, *Bacillus pumilus*, *Bacillus thuringiensis*, *Bacillus halodurans*, and other Group 1 *Bacillus* species, for example, as characterized by 16S rRNA type. In another preferred embodiment, the gene is derived from *Bacillus brevis* or *Bacillus stearothermophilus*. In another preferred embodiment, the genes of the present invention are derived from a microorganism selected from the group consisting of *Bacillus licheniformis*, *Bacillus amyloliquefaciens*, *Bacillus subtilis*, and *Bacillus pumilus*. In a particularly preferred embodiment, the gene is derived from *Bacillus subtilis* (*e.g.*, is *Bacillus subtilis*-derived). The term “derived from *Bacillus subtilis*” or “*Bacillus subtilis*-derived” includes a gene which is naturally found in the

microorganism *Bacillus subtilis*. Included within the scope of the present invention are *Bacillus*-derived genes (*e.g.*, *B. subtilis*-derived genes), for example, *Bacillus* or *B. subtilis coaX* genes, *serA* genes, *glyA* genes, *coaA* genes, *pan* genes and/or *ilv* genes.

In another embodiment, the genes of the present invention are derived from a Gram negative (excludes basic dye) microorganism. In a preferred embodiment, the genes of the present invention are derived from a microorganism belonging to a genus selected from the group consisting of *Salmonella* (*e.g.*, *Salmonella typhimurium*), *Escherichia*, *Klebsiella*, *Serratia*, and *Proteus*. In a more preferred embodiment, the genes of the present invention are derived from a microorganism of the genus *Escherichia*. In an even more preferred embodiment, the genes of the present invention are derived from *Escherichia coli*. In another embodiment, the genes of the present invention are derived from *Saccharomyces* (*e.g.*, *Saccharomyces cerevisiae*).

II. Recombinant Nucleic Acid Molecules and Vectors

The present invention further features recombinant nucleic acid molecules (*e.g.*, recombinant DNA molecules) that include genes described herein (*e.g.*, isolated genes), preferably *Bacillus* genes, more preferably *Bacillus subtilis* genes, even more preferably *Bacillus subtilis* pantothenate biosynthetic genes and/or isoleucine-valine (*ilv*) biosynthetic genes and/or methylenetetrahydrofolate (MTF) biosynthetic genes. The term "recombinant nucleic acid molecule" includes a nucleic acid molecule (*e.g.*, a DNA molecule) that has been altered, modified or engineered such that it differs in nucleotide sequence from the native or natural nucleic acid molecule from which the recombinant nucleic acid molecule was derived (*e.g.*, by addition, deletion or substitution of one or more nucleotides). Preferably, a recombinant nucleic acid molecule (*e.g.*, a recombinant DNA molecule) includes an isolated gene of the present invention operably linked to regulatory sequences. The phrase "operably linked to regulatory sequence(s)" means that the nucleotide sequence of the gene of interest is linked to the regulatory sequence(s) in a manner which allows for expression (*e.g.*, enhanced, increased, constitutive, basal, attenuated, decreased or repressed expression) of the gene, preferably expression of a gene product encoded by the gene (*e.g.*, when the recombinant nucleic acid molecule is included in a recombinant vector, as defined herein, and is introduced into a microorganism).

The term "regulatory sequence" includes nucleic acid sequences which affect (*e.g.*, modulate or regulate) expression of other nucleic acid sequences (*i.e.*, genes). In one embodiment, a regulatory sequence is included in a recombinant nucleic acid molecule in a similar or identical position and/or orientation relative to a particular gene of interest as is observed for the regulatory sequence and gene of interest as it

appears in nature, *e.g.*, in a native position and/or orientation. For example, a gene of interest can be included in a recombinant nucleic acid molecule operably linked to a regulatory sequence which accompanies or is adjacent to the gene of interest in the natural organism (*e.g.*, operably linked to "native" regulatory sequences (*e.g.*, to the "native" promoter). Alternatively, a gene of interest can be included in a recombinant nucleic acid molecule operably linked to a regulatory sequence which accompanies or is adjacent to another (*e.g.*, a different) gene in the natural organism. Alternatively, a gene of interest can be included in a recombinant nucleic acid molecule operably linked to a regulatory sequence from another organism. For example, regulatory sequences from other microbes (*e.g.*, other bacterial regulatory sequences, bacteriophage regulatory sequences and the like) can be operably linked to a particular gene of interest.

In one embodiment, a regulatory sequence is a non-native or non-naturally-occurring sequence (*e.g.*, a sequence which has been modified, mutated, substituted, derivatized, deleted including sequences which are chemically synthesized). Preferred regulatory sequences include promoters, enhancers, termination signals, anti-termination signals and other expression control elements (*e.g.*, sequences to which repressors or inducers bind and/or binding sites for transcriptional and/or translational regulatory proteins, for example, in the transcribed mRNA). Such regulatory sequences are described, for example, in Sambrook, J., Fritsh, E. F., and Maniatis, T. *Molecular Cloning: A Laboratory Manual*. 2nd, ed., Cold Spring Harbor Laboratory, Cold Spring Harbor Laboratory Press, Cold Spring Harbor, NY, 1989. Regulatory sequences include those which direct constitutive expression of a nucleotide sequence in a microorganism (*e.g.*, constitutive promoters and strong constitutive promoters), those which direct inducible expression of a nucleotide sequence in a microorganism (*e.g.*, inducible promoters, for example, xylose inducible promoters) and those which attenuate or repress expression of a nucleotide sequence in a microorganism (*e.g.*, attenuation signals or repressor sequences). It is also within the scope of the present invention to regulate expression of a gene of interest by removing or deleting regulatory sequences. For example, sequences involved in the negative regulation of transcription can be removed such that expression of a gene of interest is enhanced.

In one embodiment, a recombinant nucleic acid molecule of the present invention includes a nucleic acid sequence or gene that encodes at least one bacterial gene product (*e.g.*, a pantothenate biosynthetic enzyme, an isoleucine-valine biosynthetic enzyme and/or a methylenetetrahydrtofolate (MTF) biosynthetic enzyme) operably linked to a promoter or promoter sequence. Preferred promoters of the present invention include *Bacillus* promoters and/or bacteriophage promoters (*e.g.*, bacteriophage which infect *Bacillus*). In one embodiment, a promoter is a *Bacillus* promoter, preferably a

strong *Bacillus* promoter (*e.g.*, a promoter associated with a biochemical housekeeping gene in *Bacillus* or a promoter associated with a glycolytic pathway gene in *Bacillus*).

In another embodiment, a promoter is a bacteriophage promoter. In a preferred embodiment, the promoter is from the bacteriophage SP01. In a particularly preferred embodiment, a promoter is selected from the group consisting of *P*₁₅, *P*₂₆ or *P*_{veg}, having for example, the following respective sequences:

GCTATTGACGACAGCTATGGTTCACTGTCCACCAACCAAACTGTGCTCAGT
ACCGCCAATATTTCTCCCTTGAGGGGTACAAAGAGGTGTCCCTAGAAGAGAT
CCACGCTGTGTAAAAATTTTACAAAAAGGTATTGACTTTCCCTACAGGGTGT
10 GTAATAATTTAATTACAGGCGGGGGCAACCCCGCCTGT(SEQ ID NO:1),
GCCTACCTAGCTTCCAAGAAAGATATCCTAACAGCACAAGAGCGGAAAGAT
GTTTTGTTCTACATCCAGAACAACCTCTGCTAAAATTCTGAAAAATTTTGCA
AAAAGTTGTTGACTTTATCTACAAGGTGTGGTATAATAATCTTAACAACAGC
AGGACGC (SEQ ID NO:2), and

15 GAGGAATCATAGAATTTTGTCAAAATAATTTTATTGACAACGTCTTATTAAC
GTTGATATAATTTAAATTTTATTTGACAAAAATGGGCTCGTGTGTGACAATA
AATGTAGTGAGGTGGATGCAATG (SEQ ID NO:3). Additional preferred promoters include *tef* (the translational elongation factor (TEF) promoter) and *pyc* (the pyruvate carboxylase (PYC) promoter), which promote high level expression in *Bacillus* (*e.g.*,
20 *Bacillus subtilis*). Additional preferred promoters, for example, for use in Gram positive microorganisms include, but are not limited to, *amy* and SPO2 promoters. Additional preferred promoters, for example, for use in Gram negative microorganisms include, but are not limited to, *cos*, *tac*, *trp*, *tet*, *trp-tet*, *lpp*, *lac*, *lpp-lac*, *lacIQ*, T7, T5, T3, *gal*, *trc*, *ara*, SP6, λ -PR or λ -PL.

25 In another embodiment, a recombinant nucleic acid molecule of the present invention includes a terminator sequence or terminator sequences (*e.g.*, transcription terminator sequences). The term "terminator sequences" includes regulatory sequences that serve to terminate transcription of mRNA. Terminator sequences (or tandem transcription terminators) can further serve to stabilize mRNA
30 (*e.g.*, by adding structure to mRNA), for example, against nucleases.

In yet another embodiment, a recombinant nucleic acid molecule of the present invention includes sequences that allow for detection of the vector containing said sequences (*i.e.*, detectable and/or selectable markers), for example, genes that encode antibiotic resistance sequences or that overcome auxotrophic mutations, for
35 example, *trpC*, drug markers, fluorescent markers, and/or colorimetric markers (*e.g.*, *lacZ*/ β -galactosidase). In yet another embodiment, a recombinant nucleic acid molecule of the present invention includes an artificial ribosome binding site (RBS) or a sequence

that gets transcribed into an artificial RBS. The term “artificial ribosome binding site (RBS)” includes a site within an mRNA molecule (*e.g.*, coded within DNA) to which a ribosome binds (*e.g.*, to initiate translation) which differs from a native RBS (*e.g.*, a RBS found in a naturally-occurring gene) by at least one nucleotide. Preferred artificial RBSs include about 5-6, 7-8, 9-10, 11-12, 13-14, 15-16, 17-18, 19-20, 21-22, 23-24, 25-26, 27-28, 29-30 or more nucleotides of which about 1-2, 3-4, 5-6, 7-8, 9-10, 11-12, 13-15 or more differ from the native RBS (*e.g.*, the native RBS of a gene of interest, for example, the native *panB* RBS TAAACATGAGGAGGAGAAAACATG (SEQ ID NO:4) or the native *panD* RBS ATTCGAGAAATGGAGAGAATATAATATG (SEQ ID NO:5)).

Preferably, nucleotides that differ are substituted such that they are identical to one or more nucleotides of an ideal RBS when optimally aligned for comparisons. Ideal RBSs include, but are not limited to, AGAAAGGAGGTGA (SEQ ID NO:6), TTAAGAAAGGAGGTGANNNNATG (SEQ ID NO:7), TTAGAAAGGAGGTGANNNNATG (SEQ ID NO:8), AGAAAGGAGGTGANNNNNNATG (SEQ ID NO:9), and AGAAAGGAGGTGANNNNNNATG (SEQ ID NO:10). Artificial RBSs can be used to replace the naturally-occurring or native RBSs associated with a particular gene. Artificial RBSs preferably increase translation of a particular gene. Preferred artificial RBSs (*e.g.*, RBSs for increasing the translation of *panB*, for example, of *B. subtilis panB*) include CCCTCTAGAAGGAGGAGAAAACATG (SEQ ID NO:11) and CCCTCTAGAGGAGGAGAGAAAACATG (SEQ ID NO:12). Preferred artificial RBSs (*e.g.*, RBSs for increasing the translation of *panD*, for example, of *B. subtilis panD*) include TTAGAAAGGAGGATTTAAATATG (SEQ ID NO:13), TTAGAAAGGAGGTTTAATTAATG (SEQ ID NO:14), TTAGAAAGGAGGTGATTTAAATG (SEQ ID NO:15), TTAGAAAGGAGGTGTTTAAAATG (SEQ ID NO:16), ATTCGAGAAAGGAGG TGAATATAATATG (SEQ ID NO:17), ATTCGAGAAAGGAGGTGAATAATAATG (SEQ ID NO:18), and ATTCGTAGAAAGGAGGTGAATTAATATG (SEQ ID NO:19).

The present invention further features vectors (*e.g.*, recombinant vectors) that include nucleic acid molecules (*e.g.*, genes or recombinant nucleic acid molecules comprising said genes) as described herein. The term “recombinant vector” includes a vector (*e.g.*, plasmid, phage, phasmid, virus, cosmid or other purified nucleic acid vector) that has been altered, modified or engineered such that it contains greater, fewer or different nucleic acid sequences than those included in the native or natural nucleic acid molecule from which the recombinant vector was derived. Preferably, the recombinant vector includes a biosynthetic enzyme-encoding gene or recombinant nucleic acid molecule including said gene, operably linked to regulatory sequences, for

example, promoter sequences, terminator sequences and/or artificial ribosome binding sites (RBSs), as defined herein. In another embodiment, a recombinant vector of the present invention includes sequences that enhance replication in bacteria (*e.g.*, replication-enhancing sequences). In one embodiment, replication-enhancing sequences
5 function in *E. coli*. In another embodiment, replication-enhancing sequences are derived from pBR322.

In yet another embodiment, a recombinant vector of the present invention includes antibiotic resistance sequences. The term "antibiotic resistance sequences" includes sequences which promote or confer resistance to antibiotics on the host
10 organism (*e.g.*, *Bacillus*). In one embodiment, the antibiotic resistance sequences are selected from the group consisting of *cat* (chloramphenicol resistance) sequences, *tet* (tetracycline resistance) sequences, *erm* (erythromycin resistance) sequences, *neo* (neomycin resistance) sequences, *kan* (kanamycin resistance) sequences and *spec* (spectinomycin resistance) sequences. Recombinant vectors of the present invention can
15 further include homologous recombination sequences (*e.g.*, sequences designed to allow recombination of the gene of interest into the chromosome of the host organism). For example, *bpr*, *vpr*, or *amyE* sequences can be used as homology targets for recombination into the host chromosome. It will further be appreciated by one of skill in the art that the design of a vector can be tailored depending on such factors as the choice
20 of microorganism to be genetically engineered, the level of expression of gene product desired and the like.

IV. Recombinant Microorganisms

The present invention further features microorganisms, *i.e.*, recombinant
25 microorganisms, that include vectors or genes (*e.g.*, wild-type and/or mutated genes) as described herein. As used herein, the term "recombinant microorganism" includes a microorganism (*e.g.*, bacteria, yeast cell, fungal cell, etc.) that has been genetically altered, modified or engineered (*e.g.*, genetically engineered) such that it exhibits an altered, modified or different genotype and/or phenotype (*e.g.*, when the genetic
30 modification affects coding nucleic acid sequences of the microorganism) as compared to the naturally-occurring microorganism from which it was derived.

In one embodiment, a recombinant microorganism of the present invention is a Gram positive organism (*e.g.*, a microorganism which retains basic dye, for example, crystal violet, due to the presence of a Gram-positive wall surrounding the
35 microorganism). In a preferred embodiment, the recombinant microorganism is a microorganism belonging to a genus selected from the group consisting of *Bacillus*, *Corynebacterium* (*e.g.*, *Corynebacterium glutamicum*), *Lactobacillus*, *Lactococci* and

Streptomyces. In a more preferred embodiment, the recombinant microorganism is of the genus *Bacillus*. In another preferred embodiment, the recombinant microorganism is selected from the group consisting of *Bacillus subtilis*, *Bacillus lentimorbus*, *Bacillus lentus*, *Bacillus firmus*, *Bacillus pantothenicus*, *Bacillus amyloliquefaciens*, *Bacillus cereus*, *Bacillus circulans*, *Bacillus coagulans*, *Bacillus licheniformis*, *Bacillus megaterium*, *Bacillus pumilus*, *Bacillus thuringiensis*, *Bacillus halodurans*, and other Group 1 *Bacillus* species, for example, as characterized by 16S rRNA type. In another preferred embodiment, the recombinant microorganism is *Bacillus brevis* or *Bacillus stearothermophilus*. In another preferred embodiment, the recombinant microorganism is selected from the group consisting of *Bacillus licheniformis*, *Bacillus amyloliquefaciens*, *Bacillus subtilis*, and *Bacillus pumilus*.

In another embodiment, the recombinant microorganism is a Gram negative (excludes basic dye) organism. In a preferred embodiment, the recombinant microorganism is a microorganism belonging to a genus selected from the group consisting of *Salmonella* (e.g., *Salmonella typhimurium*), *Escherichia*, *Klebsiella*, *Serratia*, and *Proteus*. In a more preferred embodiment, the recombinant microorganism is of the genus *Escherichia*. In an even more preferred embodiment, the recombinant microorganism is *Escherichia coli*. In another embodiment, the recombinant microorganism is *Saccharomyces* (e.g., *Saccharomyces cerevisiae*).

A preferred "recombinant" microorganism of the present invention is a microorganism having a deregulated pantothenate biosynthesis pathway or enzyme, a deregulated isoleucine-valine (*ilv*) biosynthetic pathway or enzyme and/or a modified or deregulated methylenetetrahydrofolate (MTF) biosynthetic pathway or enzyme. The term "deregulated" or "deregulation" includes the alteration or modification of at least one gene in a microorganism that encodes an enzyme in a biosynthetic pathway, such that the level or activity of the biosynthetic enzyme in the microorganism is altered or modified. Preferably, at least one gene that encodes an enzyme in a biosynthetic pathway is altered or modified such that the gene product is enhanced or increased. The phrase "deregulated pathway" can also include a biosynthetic pathway in which more than one gene that encodes an enzyme in a biosynthetic pathway is altered or modified such that the level or activity of more than one biosynthetic enzyme is altered or modified. The ability to "deregulate" a pathway (e.g., to simultaneously deregulate more than one gene in a given biosynthetic pathway) in a microorganism in some cases arises from the particular phenomenon of microorganisms in which more than one enzyme (e.g., two or three biosynthetic enzymes) are encoded by genes occurring adjacent to one another on a contiguous piece of genetic material termed an "operon" (defined herein). Due to the coordinated regulation of genes included in an operon,

alteration or modification of the single promoter and/or regulatory element can result in alteration or modification of the expression of each gene product encoded by the operon. Alteration or modification of the regulatory element can include, but is not limited to removing the endogenous promoter and/or regulatory element(s), adding strong
5 promoters, inducible promoters or multiple promoters or removing regulatory sequences such that expression of the gene products is modified, modifying the chromosomal location of the operon, altering nucleic acid sequences adjacent to the operon or within the operon such as a ribosome binding site, increasing the copy number of the operon, modifying proteins (*e.g.*, regulatory proteins, suppressors, enhancers, transcriptional
10 activators and the like) involved in transcription of the operon and/or translation of the gene products of the operon, or any other conventional means of deregulating expression of genes routine in the art (including but not limited to use of antisense nucleic acid molecules, for example, to block expression of repressor proteins). Deregulation can also involve altering the coding region of one or more genes to yield, for example, an
15 enzyme that is feedback resistant or has a higher or lower specific activity.

In another preferred embodiment, a recombinant microorganism is designed or engineered such that at least one pantothenate biosynthetic enzyme, at least one isoleucine-valine biosynthetic enzyme, and/or at least one MTF biosynthetic enzyme is overexpressed. The term "overexpressed" or "overexpression" includes expression of
20 a gene product (*e.g.*, a biosynthetic enzyme) at a level greater than that expressed prior to manipulation of the microorganism or in a comparable microorganism which has not been manipulated. In one embodiment, the microorganism can be genetically designed or engineered to overexpress a level of gene product greater than that expressed in a comparable microorganism which has not been engineered.

25 Genetic engineering can include, but is not limited to, altering or modifying regulatory sequences or sites associated with expression of a particular gene (*e.g.*, by adding strong promoters, inducible promoters or multiple promoters or by removing regulatory sequences such that expression is constitutive), modifying the chromosomal location of a particular gene, altering nucleic acid sequences adjacent to a
30 particular gene such as a ribosome binding site, increasing the copy number of a particular gene, modifying proteins (*e.g.*, regulatory proteins, suppressors, enhancers, transcriptional activators and the like) involved in transcription of a particular gene and/or translation of a particular gene product, or any other conventional means of deregulating expression of a particular gene routine in the art (including but not limited
35 to use of antisense nucleic acid molecules, for example, to block expression of repressor proteins). Genetic engineering can also include deletion of a gene, for example, to block a pathway or to remove a repressor.

In another embodiment, the microorganism can be physically or environmentally manipulated to overexpress a level of gene product greater than that expressed prior to manipulation of the microorganism or in a comparable microorganism which has not been manipulated. For example, a microorganism can be treated with or
5 cultured in the presence of an agent known or suspected to increase transcription of a particular gene and/or translation of a particular gene product such that transcription and/or translation are enhanced or increased. Alternatively, a microorganism can be cultured at a temperature selected to increase transcription of a particular gene and/or translation of a particular gene product such that transcription and/or translation are
10 enhanced or increased.

V. Culturing and Fermenting Recombinant Microorganisms

The term "culturing" includes maintaining and/or growing a living microorganism of the present invention (*e.g.*, maintaining and/or growing a culture or
15 strain). In one embodiment, a microorganism of the invention is cultured in liquid media. In another embodiment, a microorganism of the invention is cultured in solid media or semi-solid media. In a preferred embodiment, a microorganism of the invention is cultured in media (*e.g.*, a sterile, liquid medium) comprising nutrients essential or beneficial to the maintenance and/or growth of the microorganism (*e.g.*,
20 carbon sources or carbon substrate, for example carbohydrate, hydrocarbons, oils, fats, fatty acids, organic acids, and alcohols; nitrogen sources, for example, peptone, yeast extracts, meat extracts, malt extracts, soy meal, soy flour, soy grits, urea, ammonium sulfate, ammonium chloride, ammonium nitrate and ammonium phosphate; phosphorus sources, for example, phosphoric acid, sodium and potassium salts thereof; trace
25 elements, for example, magnesium, iron, manganese, calcium, copper, zinc, boron, molybdenum, and/or cobalt salts; as well as growth factors such as amino acids, vitamins, growth promoters and the like).

Preferably, microorganisms of the present invention are cultured under controlled pH. The term "controlled pH" includes any pH which results in production of
30 the desired product (*e.g.*, pantoate and/or pantothenate). In one embodiment microorganisms are cultured at a pH of about 7. In another embodiment, microorganisms are cultured at a pH of between 6.0 and 8.5. The desired pH may be maintained by any number of methods known to those skilled in the art.

Also preferably, microorganisms of the present invention are cultured
35 under controlled aeration. The term "controlled aeration" includes sufficient aeration (*e.g.*, oxygen) to result in production of the desired product (*e.g.*, pantoate and/or pantothenate). In one embodiment, aeration is controlled by regulating oxygen levels in

the culture, for example, by regulating the amount of oxygen dissolved in culture media. Preferably, aeration of the culture is controlled by agitating the culture. Agitation may be provided by a propeller or similar mechanical agitation equipment, by revolving or shaking the culture vessel (*e.g.*, tube or flask) or by various pumping equipment.

- 5 Aeration may be further controlled by the passage of sterile air or oxygen through the medium (*e.g.*, through the fermentation mixture). Also preferably, microorganisms of the present invention are cultured without excess foaming (*e.g.*, *via* addition of antifoaming agents).

- Moreover, microorganisms of the present invention can be cultured under
10 controlled temperatures. The term "controlled temperature" includes any temperature which results in production of the desired product (*e.g.*, pantoate and/or pantothenate). In one embodiment, controlled temperatures include temperatures between 15°C and 95°C. In another embodiment, controlled temperatures include temperatures between 15°C and 70°C. Preferred temperatures are between 20°C and 55°C, more preferably
15 between 30°C and 50°C.

- Microorganisms can be cultured (*e.g.*, maintained and/or grown) in liquid media and preferably are cultured, either continuously or intermittently, by conventional culturing methods such as standing culture, test tube culture, shaking culture (*e.g.*, rotary shaking culture, shake flask culture, etc.), aeration spinner culture, or fermentation. In a
20 preferred embodiment, the microorganisms are cultured in shake flasks. In a more preferred embodiment, the microorganisms are cultured in a fermentor (*e.g.*, a fermentation process). Fermentation processes of the present invention include, but are not limited to, batch, fed-batch and continuous processes or methods of fermentation. The phrase "batch process" or "batch fermentation" refers to a system in which the
25 composition of media, nutrients, supplemental additives and the like is set at the beginning of the fermentation and not subject to alteration during the fermentation, however, attempts may be made to control such factors as pH and oxygen concentration to prevent excess media acidification and/or microorganism death. The phrase "fed-batch process" or "fed-batch" fermentation refers to a batch fermentation with the
30 exception that one or more substrates or supplements are added (*e.g.*, added in increments or continuously) as the fermentation progresses. The phrase "continuous process" or "continuous fermentation" refers to a system in which a defined fermentation media is added continuously to a fermentor and an equal amount of used or
"conditioned" media is simultaneously removed, preferably for recovery of the desired
35 product (*e.g.*, pantoate and/or pantothenate). A variety of such processes have been developed and are well-known in the art.

The phrase “culturing under conditions such that a desired compound is produced” includes maintaining and/or growing microorganisms under conditions (*e.g.*, temperature, pressure, pH, duration, etc.) appropriate or sufficient to obtain production of the desired compound or to obtain desired yields of the particular compound being produced. For example, culturing is continued for a time sufficient to produce the desired amount of a compound (*e.g.*, pantoate and/or pantothenate). Preferably, culturing is continued for a time sufficient to substantially reach suitable production of the compound (*e.g.*, a time sufficient to reach a suitable concentration of pantoate and/or pantothenate or suitable ratio of pantoate and/or pantothenate:HMBPA). In one embodiment, culturing is continued for about 12 to 24 hours. In another embodiment, culturing is continued for about 24 to 36 hours, 36 to 48 hours, 48 to 72 hours, 72 to 96 hours, 96 to 120 hours, 120 to 144 hours, or greater than 144 hours. In yet another embodiment, microorganisms are cultured under conditions such that at least about 5 to 10 g/L of compound are produced in about 36 hours, at least about 10 to 20 g/L compound are produced in about 48 hours, or at least about 20 to 30 g/L compound in about 72 hours. In yet another embodiment, microorganisms are cultured under conditions such that at least about 5 to 20 g/L of compound are produced in about 36 hours, at least about 20 to 30 g/L compound are produced in about 48 hours, or at least about 30 to 50 or 60 g/L compound in about 72 hours. In yet another embodiment, microorganisms are cultured under conditions such that at least about 40 to 60 g/L of compound are produced in about 36 hours, or at least about 60 to 90 g/L compound are produced in about 48 hours. It will be appreciated by the skilled artisan that values above the upper limits of the ranges recited may be obtainable by the processes described herein, for example, in a particular fermentation run or with a particular engineered strain.

Preferably, a production method of the present invention results in production of a level of pantothenate that is “enhanced as compared to an appropriate control”. The term “appropriate control”, as defined herein, includes any control recognized by the skilled artisan as being appropriate for determining enhanced, increased, or elevated levels of desired product. For example, where the process features culturing a microorganism having a deregulated pantothenate biosynthetic pathway and said microorganism further has a deregulated MTF biosynthetic pathway (*i.e.*, has been engineered such that at least one MTF biosynthetic enzyme is deregulated, for example, overexpressed) an appropriate control includes a culture of the microorganism before or absent manipulation of the MTF enzyme or pathway (*i.e.*, having only the pantothenate biosynthetic pathway deregulated). Likewise, where the process features culturing a

microorganism having a deregulated pantothenate biosynthetic pathway and a deregulated *ilv* biosynthetic pathway and said microorganism further has a deregulated MTF biosynthetic pathway (*i.e.*, has been engineered such that at least one MTF biosynthetic enzyme is deregulated, for example, overexpressed) an appropriate control
5 includes a culture of the microorganism before or absent manipulation of the MTF enzyme or pathway (*i.e.*, having only the pantothenate biosynthetic pathway and *ilv* biosynthetic pathway deregulated). Comparison need not be performed in each process practiced according to the present invention. For example, a skilled artisan can determine appropriate controls empirically from performing a series of reactions (*e.g.*,
10 test tube cultures, shake flask cultures, fermentations), for example, under the same or similar conditions. Having appreciated a routine production level, for example, by a particular strain, the artisan is able to recognize levels that are enhanced, increased or elevated over such levels. In other words, comparison to an appropriate control includes comparison to a predetermined values (*e.g.*, a predetermined control).

15 Thus, in an embodiment wherein an appropriately engineered strain produces 40 g/L pantothenate in 36 hours (prior to manipulation such that pantothenate production is enhanced), production of 50, 60, 70 or more g/L pantothenate (after manipulation, for example, manipulation such that at least one MTF biosynthetic enzyme is overexpressed) exemplifies enhanced production. Likewise, in an
20 embodiment wherein an appropriately engineered strain produces 50 g/L pantothenate in 48 hours (prior to manipulation such that pantothenate production is enhanced), production of 60, 70, 80, 90 or more g/L pantothenate (after manipulation, for example, manipulation such that at least one MTF biosynthetic enzyme is overexpressed) exemplifies enhanced production.

25 The methodology of the present invention can further include a step of recovering a desired compound (*e.g.*, pantoate and/or pantothenate). The term "recovering" a desired compound includes extracting, harvesting, isolating or purifying the compound from culture media. Recovering the compound can be performed
30 according to any conventional isolation or purification methodology known in the art including, but not limited to, treatment with a conventional resin (*e.g.*, anion or cation exchange resin, non-ionic adsorption resin, etc.), treatment with a conventional adsorbent (*e.g.*, activated charcoal, silicic acid, silica gel, cellulose, alumina, etc.), alteration of pH, solvent extraction (*e.g.*, with a conventional solvent such as an alcohol,
35 ethyl acetate, hexane and the like), dialysis, filtration, concentration, crystallization, recrystallization, pH adjustment, lyophilization and the like. For example, a compound can be recovered from culture media by first removing the microorganisms from the

culture. Media are then passed through or over a cation exchange resin to remove cations and then through or over an anion exchange resin to remove inorganic anions and organic acids having stronger acidities than the compound of interest. The resulting compound can subsequently be converted to a salt (*e.g.*, a calcium salt) as described
5 herein.

Preferably, a desired compound of the present invention is “extracted”, “isolated” or “purified” such that the resulting preparation is substantially free of other media components (*e.g.*, free of media components and/or fermentation byproducts). The language “substantially free of other media components” includes preparations of
10 the desired compound in which the compound is separated from media components or fermentation byproducts of the culture from which it is produced. In one embodiment, the preparation has greater than about 80% (by dry weight) of the desired compound (*e.g.*, less than about 20% of other media components or fermentation byproducts), more preferably greater than about 90% of the desired compound (*e.g.*, less than about 10% of
15 other media components or fermentation byproducts), still more preferably greater than about 95% of the desired compound (*e.g.*, less than about 5% of other media components or fermentation byproducts), and most preferably greater than about 98-99% desired compound (*e.g.*, less than about 1-2% other media components or fermentation
byproducts). When the desired compound has been derivatized to a salt, the compound
20 is preferably further free of chemical contaminants associated with the formation of the salt. When the desired compound has been derivatized to an alcohol, the compound is preferably further free of chemical contaminants associated with the formation of the alcohol.

In an alternative embodiment, the desired compound is not purified from
25 the microorganism, for example, when the microorganism is biologically non-hazardous (*e.g.*, safe). For example, the entire culture (or culture supernatant) can be used as a source of product (*e.g.*, crude product). In one embodiment, the culture (or culture supernatant) is used without modification. In another embodiment, the culture (or culture supernatant) is concentrated. In yet another embodiment, the culture (or culture
30 supernatant) is dried or lyophilized.

In yet another embodiment, the desired compound is partially purified. The term “partially purified” includes media preparations that have had at least some processing, for example, treatment (*e.g.*, batch treatment) with a commercial resin. In preferred embodiments, the “partially purified” preparation has greater than about 30%
35 (by dry weight) of the desired compound, preferably greater than about 40% of the desired compound, more preferably greater than about 50% of the desired compound, still more preferably greater than about 60% of the desired compound, and most

preferably greater than about 70% desired compound. "Partially purified" preparations also preferably have 80% or less (by dry weight) of the desired compound (*i.e.*, are less pure than "extracted", "isolated" or "purified" preparations, as defined herein).

Depending on the biosynthetic enzyme or combination of biosynthetic
5 enzymes manipulated, it may be desirable or necessary to provide (*e.g.*, feed)
microorganisms of the present invention at least one biosynthetic precursor such that the
desired compound or compounds are produced. The term "biosynthetic precursor" or
"precursor" includes an agent or compound which, when provided to, brought into
contact with, or included in the culture medium of a microorganism, serves to enhance
10 or increase biosynthesis of the desired product. In one embodiment, the biosynthetic
precursor or precursor is aspartate. In another embodiment, the biosynthetic precursor or
precursor is β -alanine. The amount of aspartate or β -alanine added is preferably an
amount that results in a concentration in the culture medium sufficient to enhance
productivity of the microorganism (*e.g.*, a concentration sufficient to enhance production
15 of pantoate and/or pantothenate). Biosynthetic precursors of the present invention can
be added in the form of a concentrated solution or suspension (*e.g.*, in a suitable solvent
such as water or buffer) or in the form of a solid (*e.g.*, in the form of a powder).
Moreover, biosynthetic precursors of the present invention can be added as a single
aliquot, continuously or intermittently over a given period of time. The term "excess β -
20 alanine" includes β -alanine levels increased or higher than those routinely utilized for
culturing the microorganism in question. For example, culturing the *Bacillus*
microorganisms described in the instant Examples is routinely done in the presence of
about 0-0.01 g/L β -alanine. Accordingly, excess β -alanine levels can include levels of
about 0.01-1, preferably about 1-20 g/L.
25 In yet another embodiment, the biosynthetic precursor is valine. In yet
another embodiment, the biosynthetic precursor is α -ketoisovalerate. Preferably, valine
or α -ketoisovalerate is added in an amount that results in a concentration in the medium
sufficient for production of the desired product (*e.g.*, pantoate and/or pantothenate) to
occur. The term "excess α -KIV" includes α -KIV levels increased or higher than those
30 routinely utilized for culturing the microorganism in question. For example, culturing
the *Bacillus* microorganisms described in the instant Examples is routinely done in the
presence of about 0-0.01 g/L α -KIV. Accordingly, excess α -KIV levels can include
levels of about 0.01-1, preferably about 1-20 g/L α -KIV. The term "excess valine"
includes valine levels increased or higher than those routinely utilized for culturing the
35 microorganism in question. For example, culturing the *Bacillus* microorganisms
described in the instant Examples is routinely done in the presence of about 0-0.5 g/L

valine. Accordingly, excess valine levels can include levels of about 0.5-5 g/L, preferably about 5-20 g/L valine.

In yet another embodiment, the biosynthetic precursor is serine. Preferably, serine is added in an amount that results in a concentration in the medium
5 sufficient for production of the desired product (*e.g.*, pantoate and/or pantothenate) to occur. Excess serine (as defined herein) can also be added according to the production processes described herein, for example, for the enhanced production of pantothenate. The skilled artisan will appreciate that extreme excesses of biosynthetic precursors can result in microorganism toxicity. Biosynthetic precursors are also referred to herein as
10 "supplemental biosynthetic substrates".

Another aspect of the present invention includes biotransformation processes which feature the recombinant microorganisms described herein. The term "biotransformation process", also referred to herein as "bioconversion processes", includes biological processes which results in the production (*e.g.*, transformation or
15 conversion) of appropriate substrates and/or intermediate compounds into a desired product.

The microorganism(s) and/or enzymes used in the biotransformation reactions are in a form allowing them to perform their intended function (*e.g.*, producing a desired compound). The microorganisms can be whole cells, or can be only those
20 portions of the cells necessary to obtain the desired end result. The microorganisms can be suspended (*e.g.*, in an appropriate solution such as buffered solutions or media), rinsed (*e.g.*, rinsed free of media from culturing the microorganism), acetone-dried, immobilized (*e.g.*, with polyacrylamide gel or k-carrageenan or on synthetic supports, for example, beads, matrices and the like), fixed, cross-linked or permeablized (*e.g.*,
25 have permeablized membranes and/or walls such that compounds, for example, substrates, intermediates or products can more easily pass through said membrane or wall).

This invention is further illustrated by the following examples which
30 should not be construed as limiting. The contents of all references, patents and published patent applications cited throughout this application are incorporated herein by reference.

EXAMPLES

Example I: Panto-Compound Production Strains

In developing *Bacillus* strains for the production of pantothenate, various genetic manipulations are made to genes and enzymes involved in the pantothenate biosynthetic pathway and the isoleucine-valine (*ilv*) pathway (Figure 1) as described in U.S. Patent Application Serial No. 09/400,494 and U.S. Patent Application Serial No. 09/667,569. For example, strains having a deregulated *panBCD* operon and/or having deregulated *panE1* exhibit enhanced pantothenate production (when cultured in the presence of β -alanine and α -ketoisovalerate (α -KIV)). Strains further deregulated for *ilvBNC* and *ilvD* exhibit enhanced pantothenate production in the presence of only β -alanine. Moreover, it is possible to achieve β -alanine independence by further deregulating *panD*.

An exemplary pantothenate production strain is PA824, a tryptophan prototroph, Spec and Tet resistant, deregulated for *panBCD* at the *panBCD* locus, deregulated for *panE1* at the *panE1* locus (two genes in the *B. subtilis* genome are homologous to *E. coli panE*, *panE1* and *panE2*, the former encoding the major ketopantoate reductase involved in pantothenate production, while *panE2* does not contribute to pantothenate synthesis (U.S. Patent Application Serial No. 09/400,494), deregulated for *ilvD* at the *ilvD* locus, overexpressing an *ilvBNC* cassette at the *amyE* locus, and overexpressing *panD* at the *bpr* locus. PA824 routinely yields approximately 40-50 g/L pantothenate, when cultured for 48 hours in 14 L fermentor vessels according to standard fermentation procedures (see *e.g.*, provisional Patent Application Serial No. 60/263,053 or provisional Patent Application Serial No. 60/262,995, incorporated by reference herein). Briefly, batch media (4.5 L) containing trace elements is inoculated with shake flask cultures of PA824. The fermentations are controlled for temperature (*e.g.*, 43°C), dissolved O₂, and pH, and are run as a glucose limited fed batch process. After the initial batched glucose is consumed, glucose concentrations are maintained between about 0 and 1 g/L by continuous feeding of fresh FEED media. pH is set at 7.2, monitored, and maintained by feeding either a NH₃- or a H₃PO₄-solution. The dissolved oxygen concentration [pO₂] is maintained at about 10-30% by regulation of the agitation and aeration rate. Foaming is controlled by addition of an appropriate antifoam agent. The pantothenate titer in the fermentation broth is determined (by HPLC analysis) after removal of the cells by centrifugation.

A second exemplary strain is PA668. PA668 is a derivative of PA824 that contains extra copies of *P₂₆ panB* amplified at the *vpr* and/or *panB* locus. PA668 was constructed using a *panB* expression vector (pAN636) which allows for selection of multiple copies using chloramphenicol. Briefly, a pAN636 *NotI* restriction fragment

(excluding vector sequences) was ligated and then used to transform PA824 with selection on plates containing 5 µg/ml chloramphenicol. Transformants resistant to 30 µg/ml chloramphenicol were isolated and screened for pantothenate production in 48 hour test tube cultures. The isolates produce about 10 percent more pantothenate than PA824. In 10-L fermentations, a first strain, PA668-2A, produces pantothenate in amounts comparable to PA824 cultured under similar conditions (*e.g.*, ~45-50 g/L at 36 hours). After 36 hours, when pantothenate production routinely begins to slow with PA824, PA668-2A continues to produce significant levels of pantothenate (*e.g.*, ~60-65 g/l pantothenate at 48 hours). A second strain, PA668-24, produces pantothenate at an even faster rate, reaching 60-70 g/L after 48 hours.

A third production strain, PA721B-39, was engineered to further include an amplifiable *P₂₆ panBpanD* cassette as follows. First, a single expression cassette was constructed that is capable of integrating both *panB* and *panD* at the *bpr* locus. Combining both genes into one expression cassette simplifies the resulting strain by eliminating an antibiotic resistance marker. The *P₂₆ panBpanD* expression cassette was constructed to include each of two different *panD* ribosome binding sites (the RBSs having previously been synthesized and tested in International Public. No. WO 01/21772 and U.S. Patent Application No. 60/262,995). The cassette further included the synthetic *panB* gene ribosome binding site (RBS1), but the design permits future alteration of the *panB* RBS by simple oligonucleotide cassette substitution. In the first step of construction, the *panB* gene was joined to the two *panD* gene cassettes as illustrated in Figure 3 for the construction of pAN665. Next, the resulting *panBpanD* cassettes were transferred to *B. subtilis* expression vector pOTP61 as illustrated in Figure 4. A summary of the essential features of each plasmid (pAN670 and pAN674) constructed is presented in Table 1.

Table 1. Plasmids containing various *B. subtilis* panBpanD gene expression cassettes.

Plasmid	<i>panD</i> RBS	Vector	Host strain
pAN665	Standard	pASK-1BA3	<i>E. coli</i>
pAN670	"	pOTP61	<i>B. subtilis</i>
pAN669	ND-C2	pASK-1BA3	<i>E. coli</i>
pAN674	"	pOTP61	<i>B. subtilis</i>

These new plasmids combine production of extra PanB and PanD from a single vector and were predicted to produce increased levels of PanB relative to the *panB* expression vector (pAN636) present in PA668. The strategy to install the *P26 panBpanD* vectors in pantothenate production strains took advantage of genetic linkage between *bpr* and *panE1*. A derivative of PA824 was first constructed that is cured of the resident *panD* expression cassette by transforming the strain with chromosomal DNA isolated from PA930 (*panE1::cat*) and selecting for resistance to chloramphenicol. The resulting transformants were screened for sensitivity to tetracycline, and two Tet-sensitive isolates named PA715 were saved. This strain is the host strain for testing the *P26 panBpanD* vectors (see below). In order to restore the *P26 panE1* cassette in PA715, each vector was first transformed into a strain (PA328) that contains *P26 panE1* but does not contain a cassette integrated at the *bpr* locus. PA328 does contain the *P26 panBCD* locus although it is not engineered for overproduction of α -KIV. Transformants of PA328 resistant to tetracycline were obtained using the appropriate *NotI* restriction fragments from the two vectors and the resulting strains were named PA710 and PA714.

The next step was to transfer the cassettes into PA715 so they could be evaluated in the PA824 strain background. This was accomplished by isolating chromosomal DNA from strains PA710 and PA714 and using each of the two DNAs separately to transform PA715, with selection for resistance to tetracycline. Tetracycline-resistant transformants were screened for sensitivity to chloramphenicol; this identifies the desired transformants that have also acquired the *P26 panE1* gene from the donor DNA by linkage with the *P26 panBpanD* cassettes at the *bpr* locus. Chloramphenicol-sensitive isolates derived from transformations in which PA710 or PA714 chromosomal DNA was used as the donor were obtained. The isolates that produced the highest pantothenate titers in test tube culture assays were saved. These strains were named PA717 and PA721, respectively. Duplicate test tube cultures of the new strains, as well as PA824 and PA715, were grown in SVY + 10 g/L aspartate at 43°C for 48 hours and then assayed for pantothenate, HMBPA, and β -alanine. In addition, extracts from each of the strains were run on a SDS-PAGE gel. The results of the test tube culture assays are presented in Table 2.

Table 2. *Production of pantothenate by strains PA717 and PA721 grown in SVY plus 10 g/l aspartate.*

Strain	<i>panBD</i> cassette	[pan] (g/L)	[HMBPA] (g/L)	[β -ala] (g/L)
PA824	-	4.9	0.94	2.5
"		4.6	0.79	2.3
PA715	NONE	1.7	<0.1	0.5
"	"	1.7	<0.1	0.4
PA717-24	pAN670	4.8	0.34	1.3
"	"	4.9	0.40	1.3
PA721-35	pAN674	5.7	0.50	1.4
"	"	5.3	0.40	1.3
PA721-39	pAN674	4.1	0.38	2.0
"	"	4.6	0.40	2.2

5

As expected, each of the new strains produced more pantothenate and β -alanine than PA715. Two of the strains (PA717-24 and PA721-39) produced about as much pantothenate as PA824 while PA721-35 produced more pantothenate than PA824. All three of the new strains produced less HMBPA than PA824. The protein gel
 10 analysis showed that the three new strains produce more PanB than any of the control strains.

Strains PA717-24, PA721-35, and PA721-39 were also evaluated in shake flask cultures in a soy flour based medium. As shown in Table 3, these strains with the amplifiable *P*₂₆ *panBpanD* cassette produced pantothenate and HMBPA at
 15 levels similar to the levels seen with PA668-2 and PA668-24 which both contain separate amplifiable *P*₂₆ *panB* and *P*₂₆ *panD* cassettes.

Table 3. Shake Flask Experiment 48 Hours

Medium	Strain	HMBPA (g/l)	PAN (g/l)
Soy flour + Glucose	PA668-2	1.2	6.8
	PA668-24	1.6	5.2
	PA717-24	2.0	5.9
	PA721-35	2.6	7.0
	PA721-39	2.5	8.6
Soy flour + Maltose	PA668-2	0.0	9.0
	PA668-24	0.4	10.4
	PA717-24	0.7	8.6
	PA721-35	1.0	9.2
	PA721-39	0.4	9.1

Conditions: 40ml medium / 200ml baffled shake flask, 4X Bioshield covers, 300 rpm. 2.5% inoculum (1.0 ml).

Soy Medium: 20 g/l Cargill 200/20 soy flour, 8 g/l (NH₄)₂SO₄, 5g/l glutamate, 1x PSTE, 0.1M phosphate pH 7.2 and 0.3M MOPS pH 7.2. 60 g/l glucose or maltose w/ 10 mM Mg and 1.4 mM Ca.

Average of duplicate flasks.

10

In addition to producing pantothenate (as well as other panto-compounds depicted in Figure 1 and described herein), it has been demonstrated that certain strains engineered for producing commercial quantities of desired panto-compound also produce a by-product identified as 3-(2-hydroxy-3-methyl-butyrylamino)-propionic acid (HMBPA) (also referred to herein as “ β -alanine 2-(*R*)-hydroxyisovalerate”, “ β -alanine 2-hydroxyisovalerate”, “ β -alanyl- α -hydroxyisovalerate” and/or “pantothenate”). (The term “pantothenate” is also abbreviated as “fan” herein.)

HMBPA is the condensation product of [*R*]- α -hydroxyisovaleric acid (α -HIV) and β -alanine, catalyzed by the PanC enzyme. α -HIV is generated by reduction of α -KIV, a reaction that is catalyzed by the α -keto reductases PanE (*e.g.*, PanE1 and/or PanE2) and/or IlvC. Thus it has been proposed that there exist at least two pathways in microorganisms that compete for α -KIV, the substrate for the biosynthetic enzyme PanB, namely the pantothenate biosynthetic pathway and the HMBPA biosynthetic

pathway. (A third and fourth pathway competing for α -KIV are those resulting in the production of valine or leucine from α -KIV, see *e.g.*, Figure 1). At least the pantothenate biosynthetic pathway and the HMBPA biosynthetic pathway further produce competitive substrates for the enzyme PanC, namely α -HIV and pantoate.

- 5 Production of HMBPA can have significant effects on pantothenate production. For example, the HMBPA pathway can compete with the pantothenate pathway for precursors (α -KIV and β -alanine) and for some of the enzymes (PanC, PanD, PanE1, and/or IlvC). In addition, because the structure of HMBPA is similar to that of pantothenate, it may have the undesirable property of negatively regulating one or more
- 10 steps in the pantothenate pathway. Based on the identification of HMBPA, U.S. Provisional Patent Application Ser. No. 60/262,995 teaches that production of pantothenate can be improved or optimized by any means which favor use of substrates (α -KIV and β -alanine) and/or enzymes (PanC, PanD, PanE1, and/or IlvC) in pantothenate biosynthetic processes as compared to HMBPA biosynthetic processes.

15

Example II: Increasing Pantothenate Production by Increasing Serine Availability

- At least one method for optimizing pantothenate production involves regulating the availability of serine in the microorganism cultures. In particular, it can
- 20 be demonstrated that increasing the availability of serine leads to increased pantothenate production (*e.g.*, relative to HMBPA production), whereas decreasing the availability of serine leads to decreased pantothenate production relative to HMBPA production. This method is based on the understanding that the compound, methylenetetrahydrofolate (MTF), which is derived from serine, donates a hydroxymethyl group to α -KIV during
- 25 the pantothenate biosynthetic reaction to yield ketopantoate (see *e.g.*, Figures 1 and 2). Thus, regulating serine levels is one means of effectively regulating ketopantoate levels and, in turn, regulating pantoate and/or pantothenate production in appropriately engineered microorganisms. To demonstrate this regulation, PA824 was grown in test tube cultures of SVY glucose plus 5 g/L β -alanine and \pm 5 g/L serine for 48 hours and
- 30 43°C.

Table 4: *Production of pantothenate and HMBPA by PA824 with and without the addition of serine*

serine added at 5 g/L	OD ₆₀₀	[pan] g/L	[HMBPA] g/L
-	16.3	4.9	0.84
-	14.0	4.5	0.80
+	13.1	6.4	0.56
+	12.9	6.0	0.62

5 As demonstrated by the data presented in Table 4, addition of serine increases the level of production of pantothenate (while conversely decreasing HMBPA production).

10 **Example III. Engineering bacterial cells with increased amounts of serine hydroxymethyl transferase, the *glyA* gene product.**

As an alternative to feeding serine, another method of increasing serine levels and/or serine utilization levels (and accordingly, methylenetetrahydrofolate levels) in order to regulate pantothenate production levels is to increase synthesis or the activity of 3-phosphoglycerate dehydrogenase or of serine hydroxymethyl transferase (the *serA* and *glyA* gene products, respectively), thereby increasing serine and methylenetetrahydrofolate biosynthesis in appropriately engineered microorganisms.

Expression of the *glyA* gene was increased by transforming *B. subtilis* cells with an expression cassette containing the *B. subtilis glyA* gene cloned downstream of a strong, constitutive promoter. To construct the expression cassette the primers RY417 and RY418 depicted in Table 5 were used to amplify the *glyA* gene by PCR from chromosomal DNA isolated from *B. subtilis* PY79.

Table 5: *Primers used in the amplification of B. subtilis glyA and serA*

RY405	CCCTCTAGAGGAGGAGAGAAAACATGTTTCGAGTATTGGTC TCAGACAAAATG	SEQ ID NO:20
RY406	CCCGGATCCAATTATGGCAGATCAATGAGCTTCACAGAC ACAA	SEQ ID NO:21
RY417	GGATCTAGAGGAGGTGTAAACATGAAACATTTACCTGCG CAAGACGAA	SEQ ID NO:22
RY418	CGGGGATCCCCATCAACAATTACACACTTCTATTGATT CTAC	SEQ ID NO:23

RY417 contains the RBS2 synthetic ribosome binding site just downstream from an *XbaI* site. The amplified DNA was then cut with *XbaI* and *BamHI* and cloned between the *XbaI* and *BamHI* sites in vector pAN004 (Figure 5) to yield plasmid pAN396 (Figure 6; SEQ ID NO:24). The pAN004 vector contains the phage SP01 P₂₆ promoter immediately upstream of the *XbaI* cloning site to drive expression of the cloned *glyA* gene. Just downstream of the expression cassette, pAN396 contains a *cat* gene that functions in *B. subtilis*. To transform *B. subtilis*, the *NotI* DNA fragment containing the P₂₆ *glyA* cassette and *cat* gene was isolated from pAN396, self-ligated, and transformed into competent cells of *B. subtilis* PY79. Several chloramphenicol resistant transformants were selected and named PA1007 and PA1008. Chromosomal DNA was isolated from each of these strains and used to transform competent cells of PA721B-39 and PA824 to yield strains PA1011 and PA1014, respectively. SDS polyacrylamide gel electrophoresis of cell extracts of selected isolates of PA1011 and PA1014 confirmed that these strains contained increased amounts of the *glyA* gene product as compared to their parent strains PA721B-39 (described in Example I) and PA824 (described in International Public. No. WO 01/21772). To test the effect of increasing *glyA* expression on pantothenate production, PA1011 and PA1014 were grown in test tube cultures of SVY glucose plus 5 g/L β -alanine at 43°C for 48 hours. As shown by the data presented in Table 6, PA1014 produced more pantothenate (4.5 g/L) than its parent strain PA824 (3.2 g/L). Similarly, PA1011 produced on average more pantothenate (4.35 g/L) than its parent strain PA721B-39 (4.05 g/L).

Table 6. Production of pantothenate and HMBPA by PA1011 and PA1014 compared to PA721B-39 and PA824.

Strain	OD ₆₀₀	Pantothenate g/L	HMBPA g/L
PA1014 #1	14	4.5	0.27
PA1014 #2	15	4.5	0.31
PA824	16	3.1	0.31
PA824	15	3.3	0.28
PA1011 #1	17	4.5	0.24
PA1011 #2	12	4.2	0.27
PA721B-39	18	4.0	0.22
PA721B-39	16	4.1	0.25

Example IV. Engineering bacterial cells with increased amounts of 3-phosphoglycerate dehydrogenase, the *serA* gene product.

The product of the *serA* gene, 3-phosphoglycerate dehydrogenase, is the first committed enzyme in the pathway to serine biosynthesis (see Figure 2). Since
5 serine is one of the substrates for the synthesis of MTF, we engineered the overexpression of the *serA* gene to increase serine levels in the cell. In a manner similar to that described above for the *glyA* gene in Example III, expression of the *serA* gene was increased by transforming *B. subtilis* cells with an expression cassette containing the *B. subtilis serA* gene cloned downstream of a strong, constitutive promoter. To construct
10 the expression cassette the primers RY405 and RY406 depicted in Table 5 were used to amplify the *serA* gene by PCR from chromosomal DNA isolated from *B. subtilis* PY79. The amplified DNA was then cut with *XbaI* and *BamHI* and cloned between the *XbaI* and *BamHI* sites in vector pAN004 (Figure 5) to yield plasmid pAN393 (Figure 7; SEQ ID NO:25). To transform *B. subtilis*, the *NotI* DNA fragment containing the *P₂₆ serA*
15 cassette and *cat* gene was isolated from pAN393, self-ligated, and transformed into competent cells of *B. subtilis* PY79. Several chloramphenicol resistant transformants were selected and named PA1004 and PA1005. Chromosomal DNA was isolated from each of these strains and used to transform competent cells of PA721B-39 and PA824 to yield strains PA1010 and PA1013, respectively. SDS polyacrylamide gel
20 electrophoresis of cell extracts of selected isolates of PA1010 and PA1013 confirmed that these strains contained increased amounts of the *serA* gene product as compared to their parent strains PA721B-39 and PA824.

To test the effect of increasing *serA* expression on pantothenate
25 production, PA1010 and PA1013 were grown in test tube cultures of SVY glucose plus 5 g/L β -alanine at 43°C for 48 hours. As shown by the data presented in Table 7, PA1010 produced on average more pantothenate (4.7 g/L) than its parent strain PA721B-39 (4.1 g/L). Similarly, PA1013 produced on average more pantothenate (4.1 g/L) than its parent strain PA824 (3.1 g/L).

30

Table 7. Production of pantothenate and HMBPA by PA1010 and PA1013 compared to PA721B-39 and PA824.

Strain	OD ₆₀₀	Pantothenate g/L	HMBPA g/L
PA1010 #3	16	4.8	0.23
PA1010 #5	15	4.5	0.26
PA1010 #6	22	4.7	0.24
PA721B-39	18	4.0	0.22
PA721B-39	16	4.1	0.25
PA1013 #2	14	3.3	0.25
PA1013 #4	14	4.2	0.28
PA1013 #5	16	5.5	0.37
PA1013 #8	13	3.6	0.24
PA824	17	3.0	0.27
PA824	16	3.1	0.29

Example V. Shake flask and fermentor experiments with strains with increased expression of *serA* and *glyA*.

Based on performance in test tubes, two strains with an amplifiable *serA* cassette and two strains with an amplifiable *glyA* cassette were selected, one each from two parents, PA824 and PA721B-39. The four strains were grown beside the parents in shake flasks (Table 8). In Soy flour MOPS Glucose (SMG) medium, all of the 4 strains produced more pantothenate than their parent strains. In Soy flour MOPS Maltose (SMM) medium one out of the four strains appeared superior to the parent strain.

The *serA* overexpressing strain and the *glyA* overexpressing strain from each parent were run simultaneously in 10-liter Chemap bench fermentors. The *glyA* overexpressing strain derived from PA824, PA1014-3, that had given the highest pantothenate titer in SMM, also performed the best in fermentors (Table 9). Strain PA1014-3 produced 71 g/l pantothenate in 36 hours in the culture supernatant and 86 g/l pantothenate in 48 hours in the culture supernatant compared to the parent PA824 which produced 41 g/l and 46 g/l pantothenate, respectively. The *serA* strain, PA1012-4, also produced significantly more pantothenate than the PA824 control in the culture supernatant, 52 g/l and 60 g/l at 36 and 48 hours, respectively. These results clearly demonstrate the effectiveness of increasing both *glyA* and *serA*.

The *serA* overexpressing and *glyA* overexpressing derivatives of PA721B-39 were clearly improved over their parent strain as well. Both produced about 80 g/l pantothenate (82 g/l and 79 g/l, respectively) in the culture supernatants in 48 hours. The effect of the increased PanB levels in the PA721B-39 derivatives versus the PA824 derivatives manifests itself in the reduction of HMBPA. PA721B-39 and its derivatives produce less HMBPA after 48 hours than PA824 or even PA668-24. Increasing GlyA also appears to lower the flow of carbon to HMBPA.

Table 8. Shake flask evaluation of pantothenate production strains overexpressing *serA* or *glyA*.

Carbon source	Strain	Added cassette	HMBPA (g/l)	Pantothenate (g/l)
Glucose	PA824		3.5	4.0
	PA1012-4	<i>serA</i>	3.0	4.6
	PA1014-3	<i>glyA</i>	2.5	4.7
	PA721B-39		0.9	5.0
	PA1010-6	<i>serA</i>	1.9	9.6
	PA1011-2	<i>glyA</i>	1.7	10.0
Maltose	PA824		1.2	10.4
	PA1012-4	<i>serA</i>	0.8	9.8
	PA1014-3	<i>glyA</i>	1.1	16.1
	PA721B-39		0.6	11.6
	PA1010-6	<i>serA</i>	0.5	10.2
	PA1011-2	<i>glyA</i>	0	10.3

All data are the average of duplicate shake flasks after 48 hours.

Conditions: 40ml medium / 200ml baffled shake flask, 4X Bioshield covers, 300 rpm, 2.5% inoculum and 43°C.

Medium: 20 g/l Cargill 200/20 soy flour, 1 x PSTE, 8 g/l (NH₄)₂SO₄ and 5g/l glutamate.
Buffer: 0.1M phosphate pH 7.2 and 0.3M MOPS pH 7.2.

Carbon Source (Sterilized separately as 20 x stock): 60 g/l glucose or maltose w/ 10 mM Mg and 1.4 mM Ca.

Table 9. 10 liter fermentor evaluations of pantothenate production strains overexpressing *serA* or *glyA*.

run	Strain	Parent	Added cassette	HMBPA (g/l)		Pantothenate (g/l)	
				36 hrs	48 hrs	36 hrs	48 hrs
P285	PA824			18	25	41	46
P284	PA1012-4	PA824	<i>serA</i>	20	21	52	60
P286	PA1014-3	PA824	<i>glyA</i>	14	16	71	86
P259	PA721B-39			4	5	34	42
P287	PA1010-6	PA721B-39	<i>serA</i>	4	5	65	82
P289	PA1011-2	PA721B-39	<i>glyA</i>	2	3	56	79
P275	PA668-24	PA824		3	9	55	72

5

The medium used is PFM-222. It is the same as medium PFM-155 described in U.S. Ser. No. 60/262,995 (filed January 19, 2001) except for the following changes: (1) In the Batch Material: There is no Amberex 1003. Cargill 200/20 (soy flour) 40 g/L has been changed to Cargill 20-80 (soy grits) 50 g/L, $\text{MgSO}_4 \cdot 7\text{H}_2\text{O}$ is replaced with $\text{MgCl}_2 \cdot 7\text{H}_2\text{O}$, 1 g/L, and SM-1000X is replaced with PSTE-1000X (PSTE-1000X = $\text{MnCl}_2 \cdot 4\text{H}_2\text{O}$, 2.0 g/L; $\text{ZnSO}_4 \cdot 7\text{H}_2\text{O}$, 1.5 g/L; $\text{CoCl}_2 \cdot 6\text{H}_2\text{O}$, 2.0 g/L; $\text{CuSO}_4 \cdot 5\text{H}_2\text{O}$, 0.25 g/L; $\text{Na}_2\text{MoO}_4 \cdot 2\text{H}_2\text{O}$, 0.75 g/L). In the Feed Material: SM-1000X is replaced with PSTE-1000X

10

Increasing pantothenate production can also be achieved by combining overexpression of *serA* and *glyA* in a single strain, and/or by introducing a mutation that leads to feedback resistant *serA* or *glyA*, or both.

15

Equivalents Those skilled in the art will recognize, or be able to ascertain using no more than routine experimentation, many equivalents to the specific embodiments of the invention described herein. Such equivalents are intended to be encompassed by the following claims.

20

What is claimed:

1. A process for the enhanced production of pantothenate, comprising culturing a microorganism having a deregulated methylenetetrahydrofolate (MTF) biosynthetic pathway, under conditions such that pantothenate production is enhanced.
2. A process for the enhanced production of pantothenate, comprising culturing a microorganism having
 - (i) a deregulated pantothenate biosynthetic pathway, and
 - (ii) a deregulated methylenetetrahydrofolate (MTF) biosynthetic pathway,under conditions such that pantothenate production is enhanced.
3. The process of claim 2, wherein said microorganism has at least two pantothenate biosynthetic enzymes deregulated.
4. The process of claim 2, wherein said microorganism has at least three pantothenate biosynthetic enzymes deregulated.
4. The process of claim 2, wherein said microorganism has at least four pantothenate biosynthetic enzymes deregulated.
6. The process of claim 5, wherein said microorganism has a deregulated ketopantoate hydroxymethyltransferase, a deregualted ketopantoate reductase, a deregulated pantothenate synthetase and a deregulated aspartate- α -decarboxylase.
7. The process of any one of claims 1 to 6, wherein said microorganism further has a deregulated isoleucine-valine (*ilv*) biosynthetic pathway.
8. The process of claim 7, wherein said microorganism has at least two isoleucine-valine (*ilv*) biosynthetic enzymes deregulated.
9. The process of claim 7, wherein said microorganism has at least three isoleucine-valine (*ilv*) biosynthetic enzymes deregulated.

10. The process of claim 9, wherein said microorganism has a deregulated acetohydroxyacid synthetase, a deregulated acetohydroxyacid isomeroreductase, and a deregulated dihydroxyacid dehydratase.
- 5 11. The process of any one of claims 1 to 10, wherein the microorganism has at least one MTF biosynthetic enzyme deregulated.
12. The process of claim 11, wherein the microorganism has a deregulated *glyA* gene.
- 10 13. The process of claim 11, wherein the microorganism has a deregulated *serA* gene.
14. The process of claim 11, wherein the microorganism has a
15 deregulated *glyA* gene and a deregulated *serA* gene.
15. A process for the enhanced production pantothenate, comprising culturing a microorganism having a deregulated pantothenate biosynthetic pathway, a deregulated isoleucine-valine (*ilv*) biosynthetic pathway, and a deregulated
20 methylenetetrahydrofolate (MTF) biosynthetic pathway deregulated, such that production of pantothenate is enhanced.
16. A process for the production pantothenate, comprising culturing a microorganism having a deregulated pantothenate biosynthetic pathway, a deregulated
25 isoleucine-valine (*ilv*) biosynthetic pathway, and a deregulated methylenetetrahydrofolate (MTF) biosynthetic pathway deregulated, such that at least 50 g/L pantothenate is produced after 36 hours of culturing the microorganism.
17. The process of claim 16, comprising culturing the microorganism
30 such that at least 60 g/L pantothenate is produced after 36 hours of culturing the microorganism.
18. The process of claim 16, comprising culturing the microorganism such that at least 70 g/L pantothenate is produced after 36 hours of culturing the
35 microorganism.

19. A process for the production pantothenate, comprising culturing a microorganism having a deregulated pantothenate biosynthetic pathway, a deregulated isoleucine-valine (*ilv*) biosynthetic pathway, and a deregulated methylenetetrahydrofolate (MTF) biosynthetic pathway deregulated, such that at least 60 g/L pantothenate is produced after 48 hours of culturing the microorganism.

20. The process of claim 19, comprising culturing the microorganism such that at least 70 g/L pantothenate is produced after 48 hours of culturing the microorganism.

21. The process of claim 19, comprising culturing the microorganism such that at least 80 g/L pantothenate is produced after 48 hours of culturing the microorganism.

22. The process of any one of the preceding claims, wherein pantothenate production is further enhanced by regulating pantothenate kinase activity.

23. The process of claim 22, wherein pantothenate kinase activity is decreased.

24. The process of claim 23, wherein CoaA is deleted and CoaX is downregulated.

25. The process of claim 23, wherein CoaX is deleted and CoaA is downregulated.

26. The process of claim 23, wherein CoaX and CoaA are downregulated.

27. The process of any one of the above claims, wherein said microorganism is cultured under conditions of excess serine.

28. A process for producing pantothenate comprising culturing a microorganism having a deregulated pantothenate biosynthetic pathway under conditions of excess serine, such that pantothenate is produced.

29. The process of any one of the above claims, wherein said microorganism has the pantothenate biosynthetic pathway deregulated such that pantothenate production is independent of β -alanine feed.
- 5 30. The process of any one of the above claims wherein the microorganism is a Gram positive microorganism.
31. The process of any one of the above claims wherein the microorganism belongs to the genus *Bacillus*.
- 10 32. The process of any one of the above claims, wherein the microorganism is *Bacillus subtilis*.
33. A product synthesized according to the process of any one of the
15 above claims.
34. A composition comprising pantothenate produced according to the process of any one of the above claims.
- 20 35. A recombinant microorganism for the enhanced production of pantothenate, said microorganism having a deregulated pantothenate biosynthetic pathway, and a deregulated methylenetetrahydrofolate (MTF) biosynthetic pathway.
- 25 36. A recombinant microorganism for the enhanced production of pantothenate, said microorganism having a deregulated pantothenate biosynthetic pathway, a deregulated methylenetetrahydrofolate (MTF) biosynthetic pathway, and a deregulated isoleucine-valine (*ilv*) pathway.
- 30 37. The microorganism of claim 35 or 36, further having reduced pantothenate kinase activity.
38. The microorganism of any one of claims 35-37 which is a Gram positive microorganism.
- 35 39. The microorganism of any one of claims 35-37 belonging to the genus *Bacillus*.

40. The microorganism of any one of claims 35-37 which is *Bacillus subtilis*.

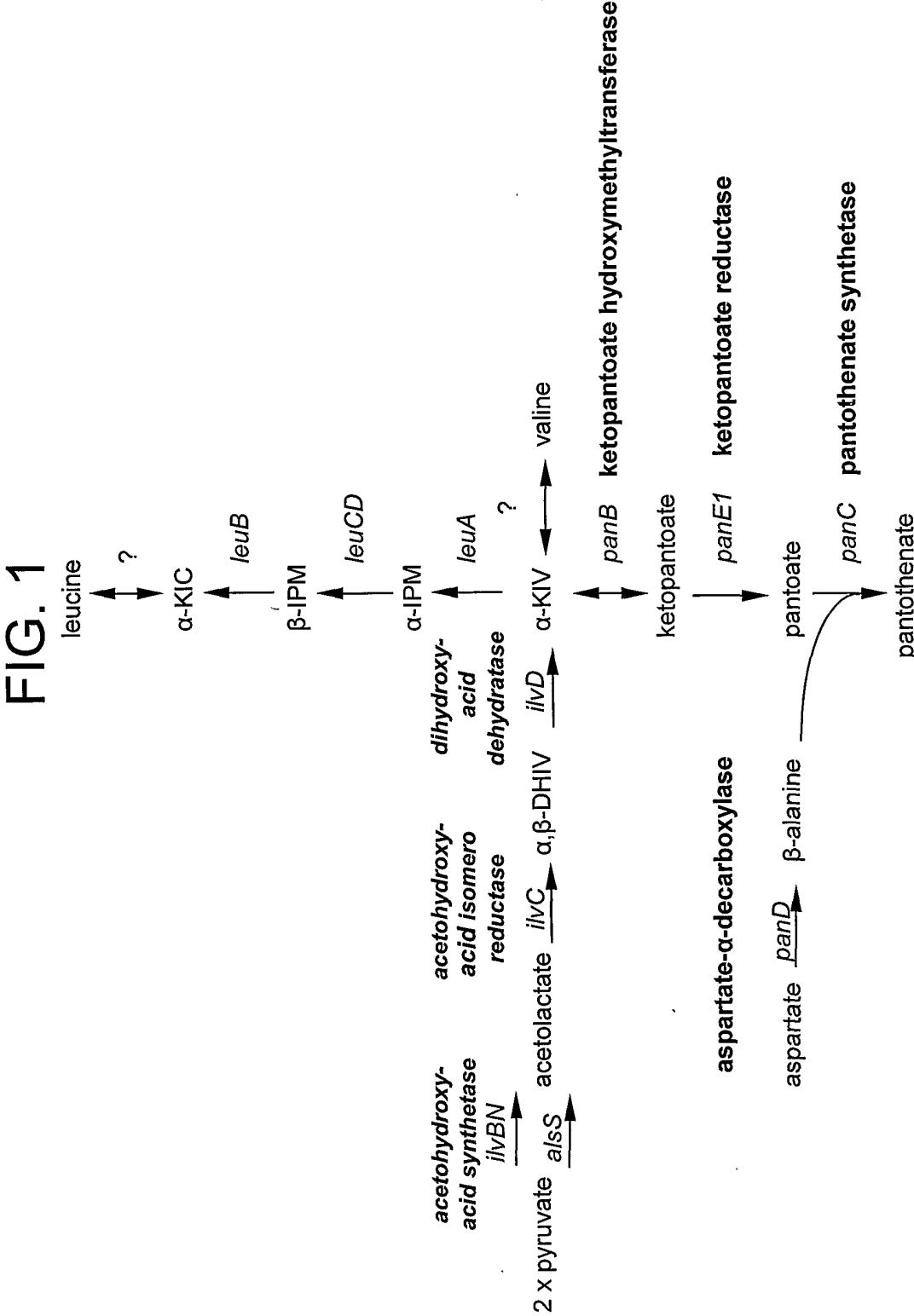
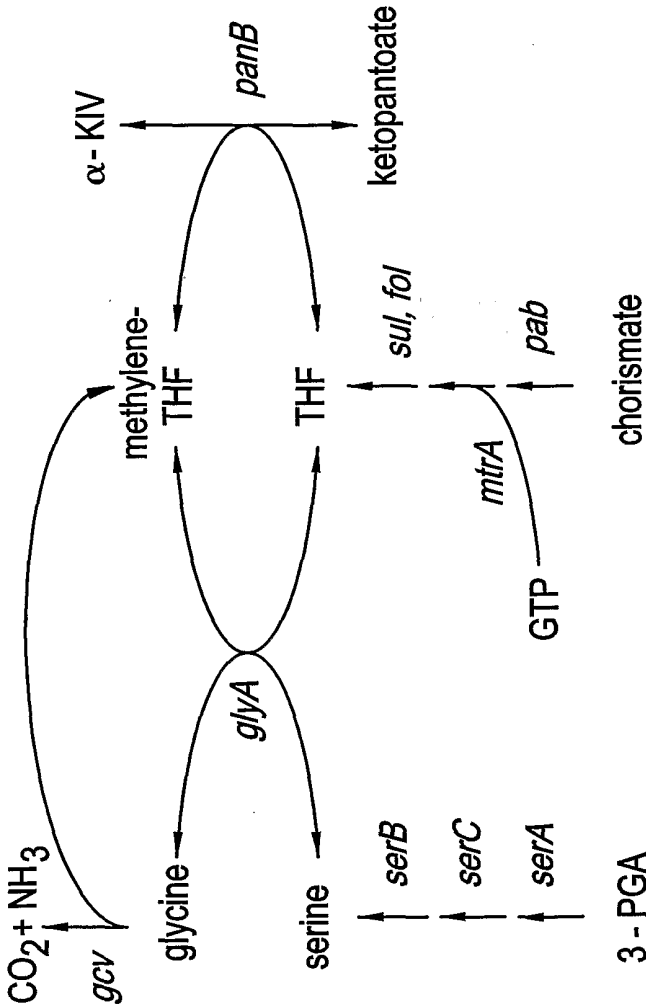
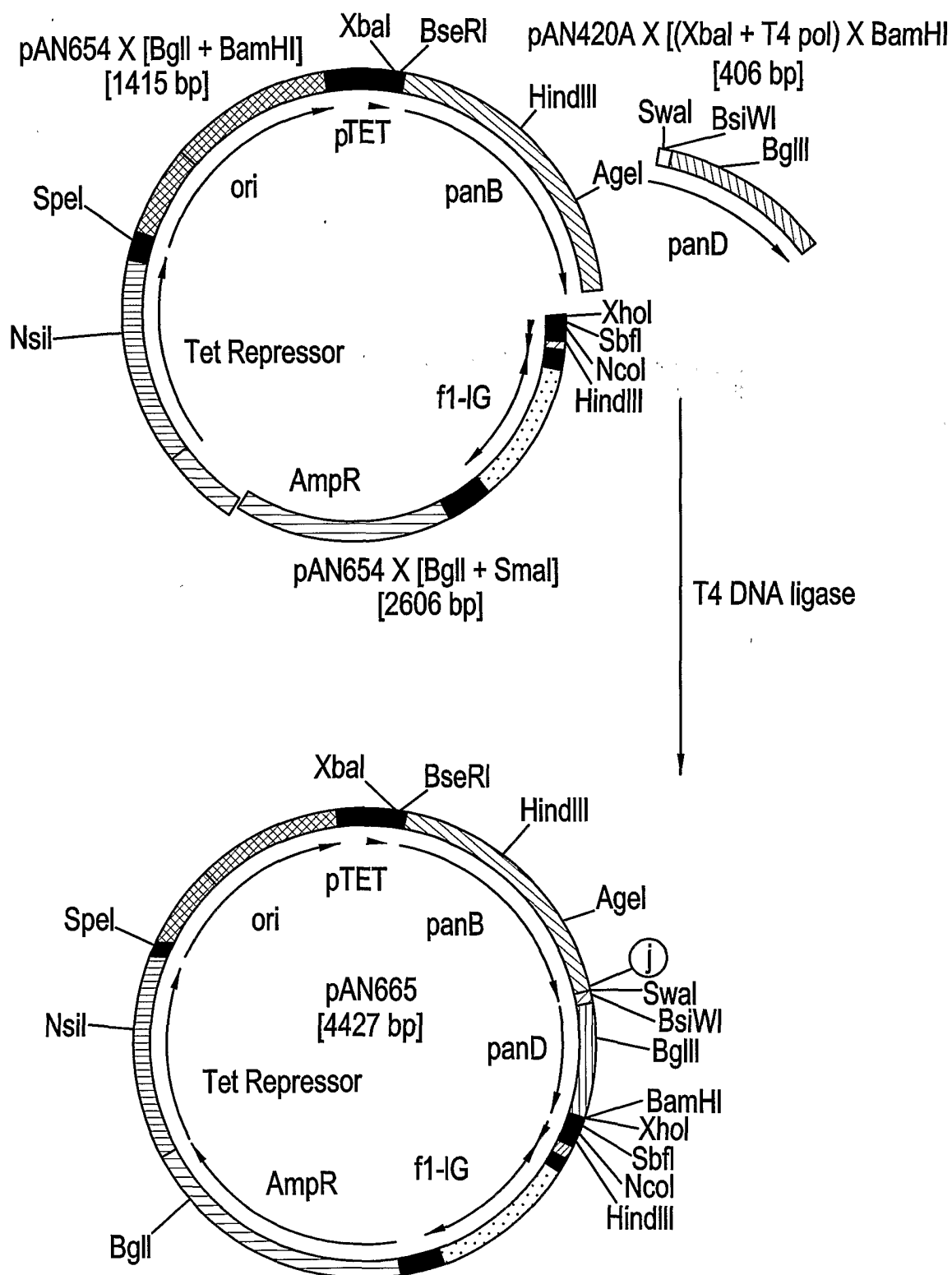


FIG. 2



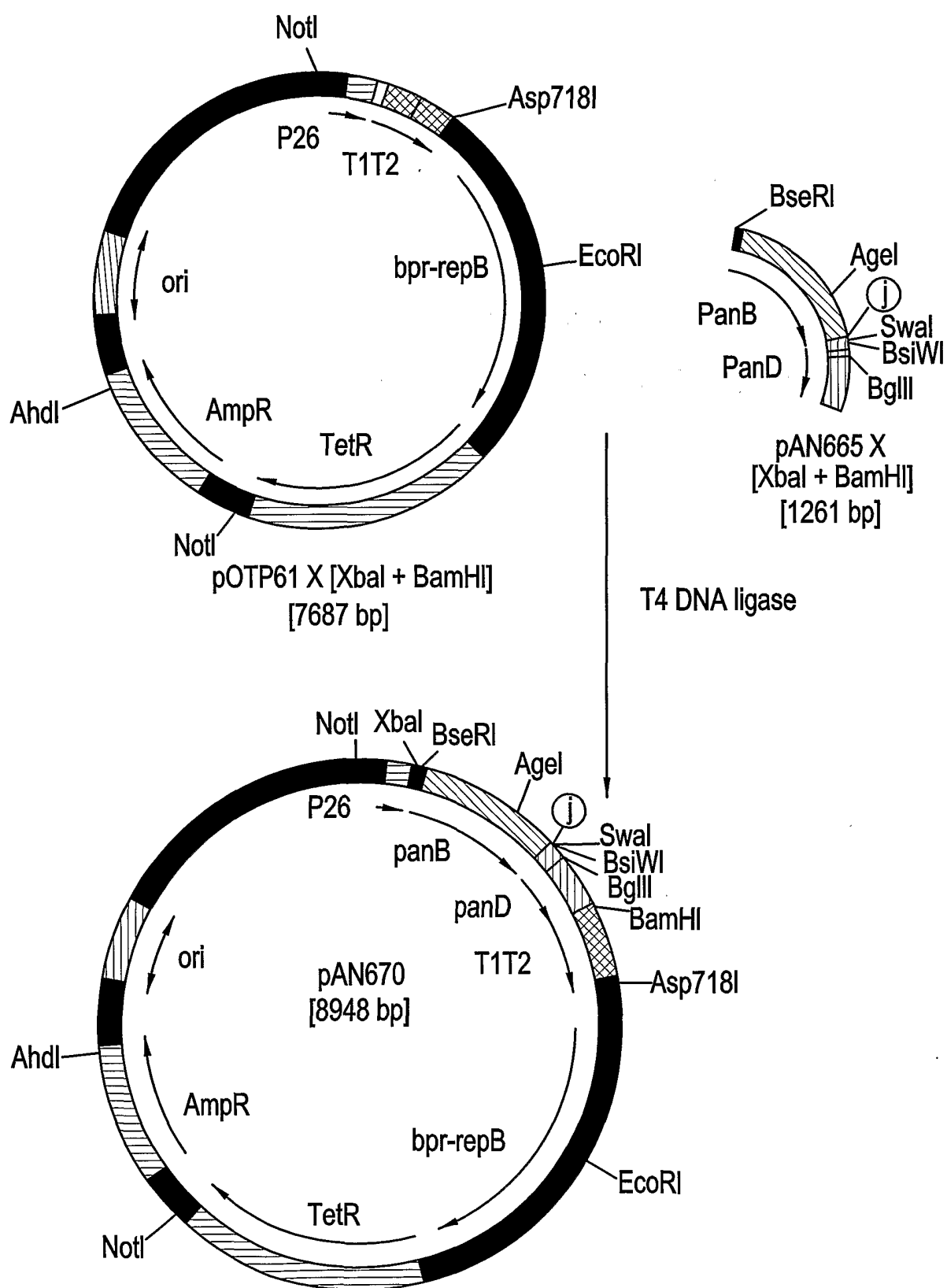
3/7

FIG. 3



4/7

FIG. 4



5/7

FIG. 5

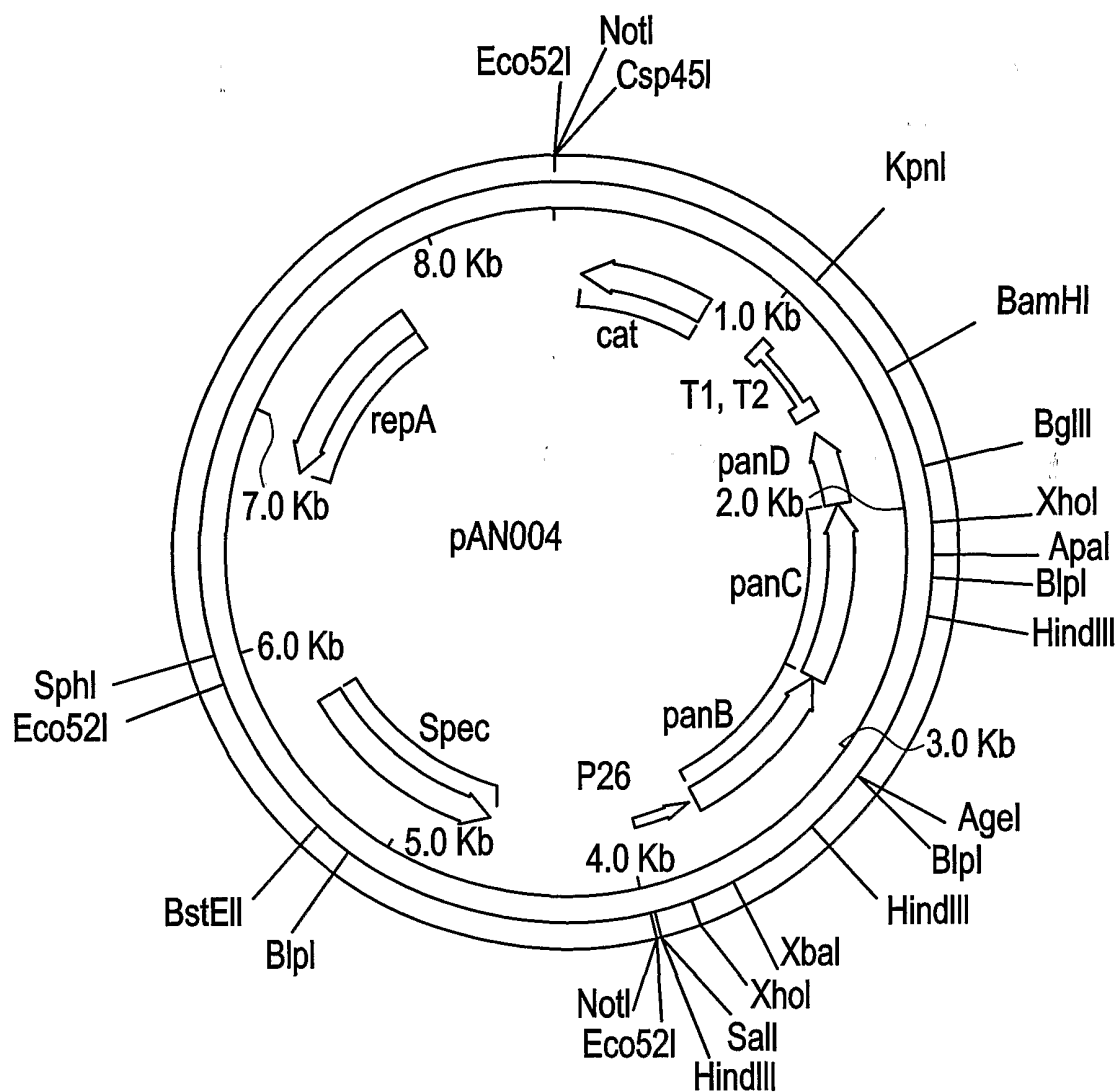


FIG. 6

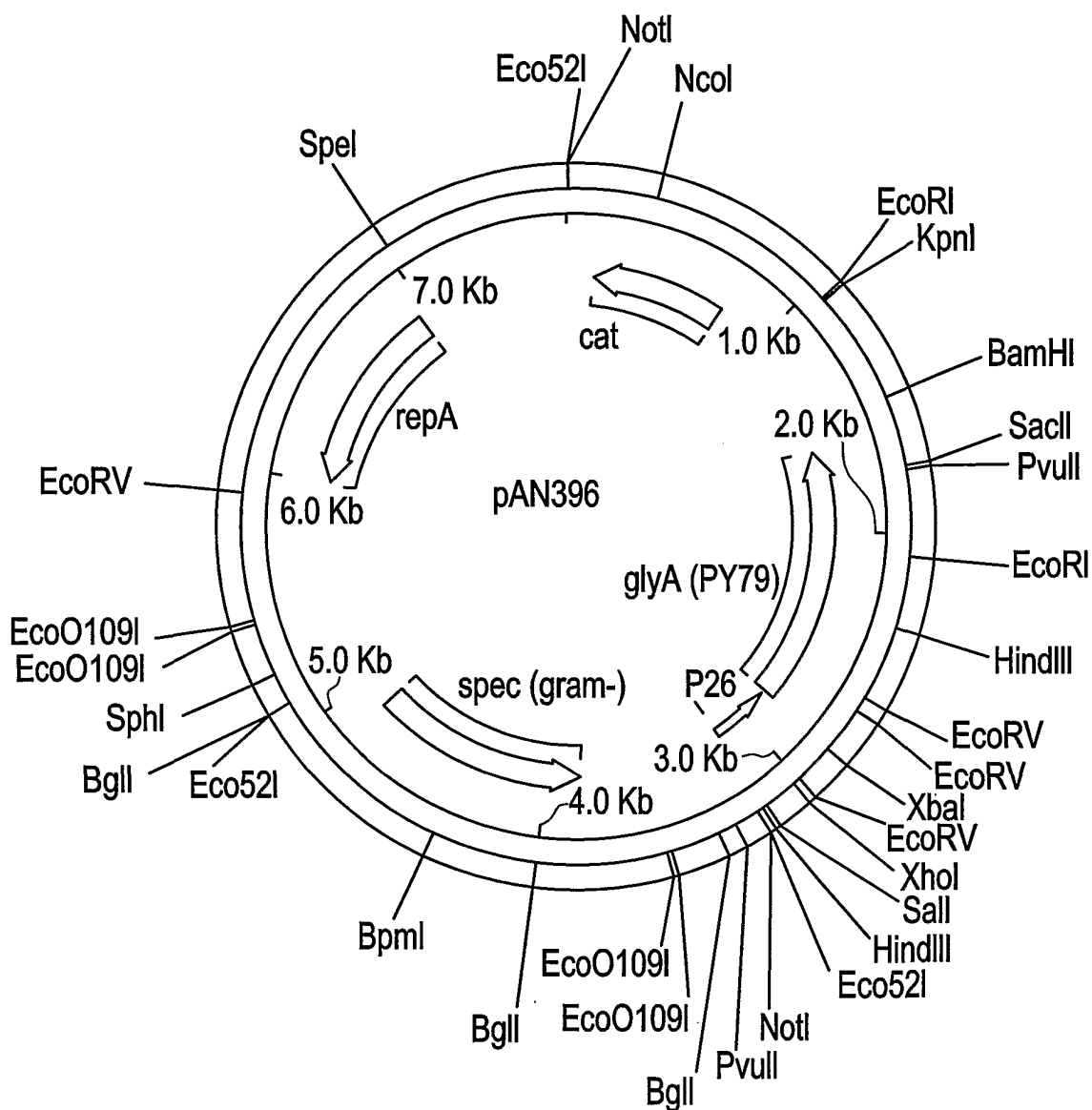
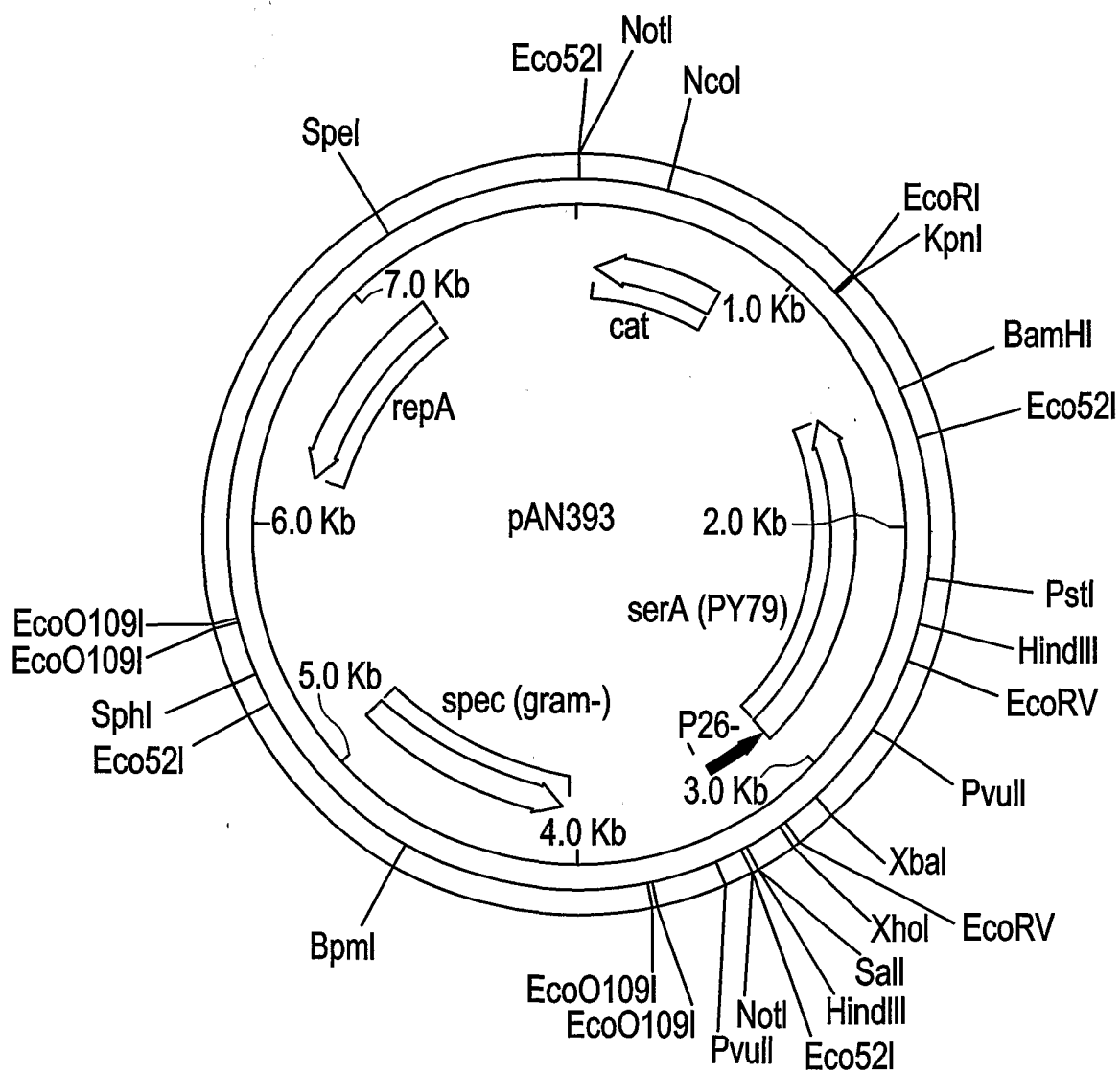


FIG. 7



- 1 -

SEQUENCE LISTING

<110> OmniGene BioProducts, Inc. et al.

<120> MICROORGANISMS AND PROCESSES FOR ENHANCED PRODUCTION OF PANTOTHENATE

<130> BGI-151PC

<140>

<141>

<160> 25

<170> PatentIn Ver. 2.0

<210> 1

<211> 194

<212> DNA

<213> Artificial Sequence

<220>

<223> Description of Artificial Sequence:promoter
sequence

<220>

<221> -35_signal

<222> (136)..(141)

<220>

<221> -10_signal

<222> (159)..(164)

<400> 1

gctattgacg acagctatgg ttcaactgtcc accaaccaaa actgtgctca gtaccgccaa 60

tattttctccc ttgaggggta caaagaggtg tccctagaag agatccacgc tgtgtaaaaa 120

ttttacaaaa aggtattgac tttccctaca ggggtgtgtaa taattttaatt acaggcgggg 180

gcaacccccgc ctgt 194

<210> 2

<211> 163

<212> DNA

<213> Artificial Sequence

<220>

<223> Description of Artificial Sequence:promoter
sequence

<220>

<221> -35_signal

<222> (113)..(118)

<220>

<221> -10_signal

<222> (136)..(141)

- 2 -

<400> 2
gcctacctag cttccaagaa agatataccta acagcacaag agcggaaaga tgttttgttc 60
tacatccaga acaacctctg ctaaaattcc tgaaaaattt tgcaaaaagt tgttgacttt 120
atctacaagg tgtgtgtataa taatcttaac aacagcagga cgc 163

<210> 3
<211> 127
<212> DNA
<213> Artificial Sequence

<220>
<223> Description of Artificial Sequence:promoter
sequence

<220>
<221> -35_signal
<222> (34)..(39)

<220>
<221> -10_signal
<222> (58)..(63)

<220>
<221> -35_signal
<222> (75)..(80)

<220>
<221> -10_signal
<222> (98)..(103)

<400> 3
gaggaatcat agaattttgt caaaataatt ttattgacaa cgtcttatta acgttgatat 60
aattttaaatt ttatttgaca aaaatgggct cgtgttgtag aataaatgta gtgaggtgga 120
tgcaatg 127

<210> 4
<211> 24
<212> DNA
<213> Artificial Sequence

<220>
<223> Description of Artificial Sequence:ribosome
binding site

<400> 4
taaacatgag gaggagaaaa catg 24

<210> 5
<211> 28
<212> DNA
<213> Artificial Sequence

- 3 -

<220>

<223> Description of Artificial Sequence:ribosome
binding site

<400> 5

attcgagaaa tggagagaat ataatatg

28

<210> 6

<211> 13

<212> DNA

<213> Artificial Sequence

<220>

<223> Description of Artificial Sequence:ribosome
binding site

<400> 6

agaaaggagg tga

13

<210> 7

<211> 23

<212> DNA

<213> Artificial Sequence

<220>

<223> Description of Artificial Sequence:ribosome
binding site

<220>

<223> All occurrences of n = any nucleotide

<400> 7

ttaagaaagg aggtgannnn atg

23

<210> 8

<211> 23

<212> DNA

<213> Artificial Sequence

<220>

<223> Description of Artificial Sequence:ribosome
binding site

<220>

<223> All occurrences of n = any nucleotide

<400> 8

ttagaaagga ggtgannnnn atg

23

<210> 9

<211> 23

<212> DNA

<213> Artificial Sequence

- 4 -

<220>

<223> Description of Artificial Sequence:ribosome
binding site

<220>

<223> All occurrences of n = any nucleotide

<400> 9

agaaaggagg tgannnnnnn atg

23

<210> 10

<211> 22

<212> DNA

<213> Artificial Sequence

<220>

<223> Description of Artificial Sequence:ribosome
binding site

<220>

<223> All occurrences of n = any nucleotide

<400> 10

agaaaggagg tgannnnnna tg

22

<210> 11

<211> 25

<212> DNA

<213> Artificial Sequence

<220>

<223> Description of Artificial Sequence:ribosome
binding site

<400> 11

ccctctagaa ggaggagaaa acatg

25

<210> 12

<211> 24

<212> DNA

<213> Artificial Sequence

<220>

<223> Description of Artificial Sequence:ribosome
binding site

<400> 12

ccctctagag gaggagaaaa catg

24

<210> 13

<211> 23

<212> DNA

<213> Artificial Sequence

<220>

<223> Description of Artificial Sequence:ribosome
binding site

- 5 -

<400> 13
ttagaaagga ggatttaa atg 23

<210> 14
<211> 23
<212> DNA
<213> Artificial Sequence

<220>
<223> Description of Artificial Sequence:ribosome
binding site

<400> 14
ttagaaagga ggtttaatta atg 23

<210> 15
<211> 23
<212> DNA
<213> Artificial Sequence

<220>
<223> Description of Artificial Sequence:ribosome
binding site

<400> 15
ttagaaagga ggtgatttaa atg 23

<210> 16
<211> 23
<212> DNA
<213> Artificial Sequence

<220>
<223> Description of Artificial Sequence:ribosome
binding site

<400> 16
ttagaaagga ggtgttataa atg 23

<210> 17
<211> 28
<212> DNA
<213> Artificial Sequence

<220>
<223> Description of Artificial Sequence:ribosome
binding site

<400> 17
attcgagaaa ggaggtgaat ataatatg 28

<210> 18
<211> 27
<212> DNA
<213> Artificial Sequence

- 6 -

<220>

<223> Description of Artificial Sequence:ribosome
binding site

<400> 18

attcgagaaa ggaggtgaat aataatg

27

<210> 19

<211> 28

<212> DNA

<213> Artificial Sequence

<220>

<223> Description of Artificial Sequence:ribosome
binding site

<400> 19

attcgtagaa aggagtgaa ttaatatg

28

<210> 20

<211> 51

<212> DNA

<213> Artificial Sequence

<220>

<223> 5' PCR primer for serA gene

<400> 20

ccctctagag gaggagaaaa catgtttcga gtattgggtct cagacaaaat g

51

<210> 21

<211> 43

<212> DNA

<213> Artificial Sequence

<220>

<223> 3' PCR primer for serA gene

<400> 21

cccgatcca attatggcag atcaatgagc ttcacagaca caa

43

<210> 22

<211> 48

<212> DNA

<213> Artificial Sequence

<220>

<223> 5' PCR primer for glyA gene

<400> 22

ggatctagag gaggtgtaaa catgaaacat ttacctgctc aagacgaa

48

<210> 23

<211> 43

<212> DNA

<213> Artificial Sequence

- 7 -

<220>

<223> 3' PCR primer for glyA gene

<400> 23

cggggatccc ccatcaacaa ttacacactt ctattgattc tac

43

<210> 24

<211> 7926

<212> DNA

<213> Artificial Sequence

<220>

<223> serA overexpression plasmid

<400> 24

```

gaatTTTgCG gCGgtTCga aagctgtaat ataaaaacCT tCTTcaacta acggggcagG 60
ttagTgacat tagaaaacCG actgtaaaaa gtacagTCgG cattatCTca tattataaaa 120
gccagTCatt aggcctatCT gacaattcCT gaatagagTt cataaacaat cctgcatgat 180
aaccatCaca aacagaatGa tGTacctgTa aagatagcGg taaatatatt gaattacCTt 240
tattaatGaa tTTtctgCTt gtaataatGg gtagaaggTa attactatta ttattgatat 300
tTaagTTaaa cccagTaaat gaagTccatG gaataataga aagagaaaaa gcattTTcag 360
gtataggTgt tTTgggaaac aatttccCGg aaccattata tTtCTctaca tCagaaaggT 420
ataaatCata aaactCTtTg aagTCattCT tTacaggagT cCaaatacca gagaatGttt 480
tagataCacc atcaaaaaatt gtataaagTg gCTctaaCTt atcccaataa cCTaactCTc 540
cGTcGTatt gTaaccagTt cTaaaaagCTg tatTTgagTt tatcaccCTt gTcactaaga 600
aaataaatGc agggTaaaat tTatatcCTt cTtGtTTtTt gTTtCGgtat aaaacactaa 660
tatcaattTtC tGTggtTata cTaaaaagTCg tTtGtTggtt caaataatGa tTaaatatCT 720
cTtTtCTcTt cCaattGTct aaatcaattTt tattaagTt cattTgatat gcCTcCTaaa 780
tTtTtatCTa aagTgaattTt aggaggCTta cTtGTctGct tTCTtcatta gaatcaatCC 840
tTtTtTaaaa gtcaatatta cTgtaacata aatatataTt tTaaaaatat cccactTtTat 900
cCaattTtTcG tTtGtTgaac taatgggtGc tTtaggtGaa gaataaagac cacattaaaa 960
aatGTggtCTt tTtGtGtTt tTtaaaggat tTgagcGtag cGaaaaatCC tTtTcTtTCT 1020
tatCTtgata ataaggTtaa ctattgaatt cGgtaccaag agTTtGtaga aacGcaaaaa 1080
ggccatCCgt caggatggCC tTctGctTaa tTtGatgcCT ggcagTtTat ggCGggcGtc 1140
ctGCCGcca cCTcCGggc cGtGctTCg caacGTtCaa atCGctCCc ggCGgattTg 1200
tCTactCag gagagcTtC accgacaaac aacagataaa acgaaaggCC cagTcTtTCg 1260
actGagcCTt tCGtTtTatt tGatgcCTgG cagTtCCcta cTctCGcatG gggagacCCc 1320
acactaccat cGgcGctacG gcGtTtCact tCTgagTtCG gcatgggGtc aggtgggacc 1380
accGcGctac tGccGccagG caaattCTgt tTtatCagac cGcttCTgCG tTctGattTa 1440
atCTgtatCa ggctGaaaat cTtCTctcat cCGccaaaac aggatccaat tatggcagat 1500
caatGagcTt cacagacaca atatCaggGa catTTgttag tTctTtCaca atTTtatCTt 1560
ccagatGTct gTcaaaggaa agcatcatGa tggcttCTcc gcCTtTtTcc tTaccgCCaa 1620
cctgcatagT tGcaatGTta atatcattat cTccgagaat acGTcCTact cggCCgatGa 1680
cacctgtTgt atCTtgatGc tGgatataCa cCaagtGacc agTCggataa aaatcaatat 1740
taaatccatt gatCTcgaca attCGtTCTc cGaaatgagG aatatacGta gccgtTacag 1800
taaaggTgct gcGgtCTcCT gTcactTtTt cGctgatGca gTtatCGtat ccagattCag 1860
aagaggaaat tTtTtCactG aagCTaatGc cGcGtTCTtT tGcgacacCC cCGgcattGa 1920
cCTcatTaaC agtagagTct acGcGcGgtt tTaaaaagCC tGacagaagg gCTtTtGtaa 1980
tGaacagatGt tTcaagTtTa gCaattGTgC cTtCataTtG aatggCaaca tCctgtactG 2040
gtTctTtCat gCaCTgtgat aCaaggCTGc caattTtTCC tGcaattTga tGgtaaggCT 2100
taattTtagC aaattCattCT tTtGtcatGg caggcaggTt gatagCTgac atGacaggCa 2160
ggcCTtTtGc gaactGcaga actTCTtCTg acactTggGc ggCGacattG agCTgtGctt 2220
cTtTcGtTga tGctCCcaag tGaggagTgG caatGaCTaa tGgatgatCa aCaagTtTgt 2280
tGTcaactGg cGgtTCgact tCGaaaacGt caagcGctGc tCCcGcaaca tGccCGtTtT 2340
cCaaagCTtC gagaagTgCT gCTtCataGa taattCCgCC tCGcGcacag tTaattaaGc 2400
gaacGcCTtT tTtCGtTtTt gCaatCGtTt cTtTattCaa taagcCTtTt gTtTcTtTtG 2460
tTaaaggcGT gTgaacGgTa atGatatCCg cactTtCaaG cactTCTtCa aatGtacggC 2520

```

tgtttacgcc	gatttttttc	gctctttctt	cogttaagaa	aggatcaaaa	acgtgcacag	2580
tcataccgaa	cgctcctcga	cgctgtgcaa	tttcaacttc	gattcggcct	aatcctacaa	2640
taccaagcgt	ttttccataa	agctctgaac	cgacataagc	tgtgcgggtc	cactctcttg	2700
atttcactga	gatattagcc	tgcggaatgt	gtctcattaa	agaagagatc	attgcaaattg	2760
tatgctcagc	tgtcgaaaatg	gtgttgccgt	tcggagcatt	gatcacgatt	accccggtgt	2820
tcgtagcctc	atcaatatcg	atattatcga	caccgacacc	ggctcttcgc	acaattttta	2880
aagaagtcat	tttgttgaaa	aggtcttctg	ttacttttgt	cgcgcttcgc	accaaagag	2940
catcaaaagt	atgtaattca	tcttctgcat	ctgctacgtt	tttttgaaacg	atttcaataa	3000
agtctgattc	aataagtggc	tgtaaaccgt	cgttgctcat	tttgtctgag	accaatactc	3060
gaaacatggt	ttctcctcct	ctagagcgct	ctgctgttgt	taagattatt	ataccacacc	3120
ttgtagataa	agtcaacaac	tttttgcaaa	atttttcagg	aatttttagca	gaggttggtc	3180
tggatgtaga	acaaaacatc	tttcgcgtct	tgtgctgtta	ggatatcttt	cttggaagct	3240
aggtaggcct	cgagttatgg	cagttgggtta	aaaggaaaca	aaaagaccgt	tttcacacaa	3300
aacggctctt	ttcgatttct	ttttacagtc	acagccaact	ttgcaaaaac	cggacagctt	3360
catgccttat	aactgctgtt	tcggtcgaca	agcttcgcga	agcggccgca	aaattcactg	3420
gccgtcggtt	tacaacgtcg	tgactgggaa	aacctggcg	ttaccaact	taatcgctt	3480
gcagcacatc	cccttttcgc	cagctggcgt	aatagcgaag	aggcccgac	cgatcgccct	3540
tcccaacagt	tgcgcagcct	gaatggcgaa	tggcgccgtga	tgcggtat	tctccttacg	3600
catctgtgcg	gtatttcaca	ccgcatatgg	tgcactctca	gtacaatctg	ctctgatgcc	3660
gcatagttaa	gccagccccg	acacccgcc	acacccgctg	actatgcttg	taaaccgtt	3720
tgtgaaaaaa	tttttaaaat	aaaaaagggg	acctctaggg	ttcccaatta	attagtaata	3780
taatctatta	aaggtcattc	aaaaggtcat	ccaccggatc	agcttagtaa	agccctcgct	3840
agattttaat	gcggatgttg	cgattacttc	gccaactatt	gcgataacaa	gaaaaagcca	3900
gcctttcatg	atatactcct	caatttgtgt	agggcttatt	atgcacgctt	aaaaataata	3960
aaagcagact	tgacctgata	gtttggctgt	gagcaattat	gtgcttagtg	catctaagcg	4020
ttgagtttaag	ccgcgcgcgc	aagcggcgct	ggcttgaacg	aattgttaga	cattatttgc	4080
cgactacctt	ggtgatctcg	cctttcacgt	agtggacaaa	ttcttccaac	tgatctgcgc	4140
gcgaggccaa	gcgatcttct	tcttgtccaa	gataagcctg	tctagcttca	agtatgacgg	4200
gctgatactg	ggcggcgagg	cgctccattg	cccagtcggc	agcgacatcc	ttcggcgcg	4260
ttttgcccgt	tactgcgctg	taccaaatgc	gggacaacgt	aagcactaca	tttcgctcat	4320
cgccagccca	gtcgggcggc	gagttccata	gcgttaaggt	ttcatttagc	gcctcaaata	4380
gatcctgttc	aggaaccgga	tcaaagagtt	cctccgccgc	tggacctacc	aaggcaacgc	4440
tatgttctct	tgcttttgtc	agcaagatag	ccagatcaat	gtcgatcgtg	gctggctcga	4500
agatacctgc	aagaatgtca	ttgcgctgcc	attctccaaa	ttgcagttcg	cgcttagctg	4560
gataacgcca	cggaatgatg	tcgtcgtgca	caacaatggg	gacttctaca	gcgcggagaa	4620
tctcgctctc	tccaggggaa	gccgaagt	ccaaaaggtc	gttgatcaaa	gctcgccgcg	4680
ttgtttcatc	aagccttacg	gtcacggtaa	ccagcaaatc	aatatcactg	tgtggcttca	4740
ggccgccatc	cactgcggag	ccgtacaaat	gtacggccag	caacgtcggg	tcgagatggc	4800
gctcgatgac	gccaactacc	tctgatagtt	gagtcgatac	ttcggcgatc	accgcttccc	4860
tcgatgtgtt	taactttgtt	ttaggcgac	tgcctgtctg	cgtaacatcg	ttgctgtctc	4920
ataacatcaa	acatcgaccc	acggcgtaac	gcgcttctgt	cttggtatgcc	cgaggcatag	4980
actgtacccc	aaaaaaacag	tcataacaag	ccatgaaaac	cgccactgcg	ccgttaccac	5040
cgctgcgttc	ggtcaagggt	ctggaccagt	tgcgtgagcg	catacgctac	ttgcattaca	5100
gcttacgaac	cgaacagggt	tatgtccact	gggttcgtgc	cttcatccgt	ttccacgggtg	5160
tgcgtcaccc	ggcaaccttg	ggcagcagcg	aagtcgaggc	atctctgtcc	tggctggcga	5220
acgagcgcaa	ggtttcggtc	tccacgcac	gtcaggcatt	ggcggccttg	ctgttcttct	5280
acggcaagggt	gctgtgcaag	gatctgccct	ggcttcagga	gatcggaaga	cctcgccgtg	5340
cgcggcgctt	gccgggtgtg	ctgaccccg	atgaagtggg	tcgcatcctc	ggttttcttg	5400
aaggcgagca	tcgtttgttc	gcccagcttc	tgtatggaac	ggcatgcgg	atcagtgagg	5460
gtttgcaact	gcgggtcaag	gatctggatt	tcgatcacgg	cacgatcatc	gtgcgggagg	5520
gcaagggttc	caaggatcgg	gccttgatgt	taccgagag	cttggcacc	agcctgcgcg	5580
agcaggggaa	ttgatccggg	ggatgacctt	ttgaatgacc	tttaatagat	tatattacta	5640
attaattggg	gaccctagag	gtcccccttt	ttatttttaa	aattttttca	caaaacgggt	5700
tacaagcata	acgggttttg	ctgcccgcga	acgggctgtt	ctgggtgttg	tagtttggtta	5760
tcagaatcgc	agatccggct	tcaggtttgc	cggctgaaag	cgtatcttct	tccagaattg	5820
ccatgatatt	ttccccacgg	gaggcgctac	tggctcccgt	gttgctggca	gctttgattc	5880
gataagcagc	atcgctgtt	tcaggctgtc	tatgtgtgac	tggtgagctg	taacaagttg	5940
tctcagggtg	tcaatttcat	gttctagttg	ctttgtttta	ctggtttcac	ctgttctatt	6000
aggtgttaca	tgctgttcat	ctgttacatt	gtcgatctgt	tcattggtgaa	cagctttaaa	6060

- 9 -

```

tgcacacaaa actcgtaaaa gctctgatgt atctatcttt tttaacacgt tttcatctgt 6120
gcatatggac agttttccct ttgatatcta acgggtgaaca gttgttctac ttttgtttgt 6180
tagtcttgat gcttctactga tagatacaag agccataaga acctcagatc cttccgtatt 6240
tagccagtat gttctctagt gtgggttcgtt gtttttgcgt gagccatgag aacgaaccat 6300
tgagatcatg cttacttttg atgtcactca aaaattttgc ctcaaaactg gtgagctgaa 6360
tttttgcagt taaagcatcg tgtagtgttt ttcttagtcc gttacgtagg taggaatctg 6420
atgtaatggg tgttggtatt ttgtcaccat tcatttttat ctggttggtc tcaagttcgg 6480
ttacgagatc cattttgtcta tctagttcaa cttggaaaat caacgtatca gtcggggcggc 6540
ctcgcttata aaccaccaat ttcataattgc tgaagtgtt taaatcttta cttatttggtt 6600
tcaaaaccca ttgggttaagc cttttaaact catggtagtt attttcaagc attaacatga 6660
acttaaattc atcaaggcta atctctatat ttgcttgtg agttttcttt tgtgttagtt 6720
cttttaataa ccactcataa atcctcatag agtatttgtt ttcaaaagac ttaacatgtt 6780
ccagattata ttttatgaat ttttttaact ggaaaagata aggcaatata tcttcaactaa 6840
aaactaattc taatttttgc cttgagaact tggcatagtt tgtccaactgg aaaatctcaa 6900
agcctttaac caaaggattc ctgatttcca cagtctctgt catcagctct ctggttgctt 6960
tagctaatac accataagca ttttccctac tgatgttcat catctgagcg tattgggttat 7020
aagtgaacga taccgtccgt tctttccttg tagggttttc aatcgtgggg ttgagtagtg 7080
ccacacagca taaaattagc ttgggttcat gctccgttaa gtcatagcga ctaatcgcta 7140
gttcatttgc tttgaaaaca actaattcag acatacatct caattgggtc aggtgatttt 7200
aatcaactata ccaattgaga tgggctagtc aatgataatt actagtcctt ttcctttgag 7260
ttgtgggtat ctgtaaattc tgctagacct ttgctggaaa acttgtaaat tctgctagac 7320
cctctgtaaa ttccgctaga cctttgtgtg ttttttttgt ttatattcaa gtggttataa 7380
tttatagaat aaagaaagaa taaaaaaga taaaaagaat agatcccagc cctgtgtata 7440
actcactact ttagtcagtt ccgcagtatt acaaaaggat gtcgcaaacg ctggttgctc 7500
ctctacaaaa cagaccttaa aaccctaaag gcttaagtag caccctcgca agctcgggca 7560
aatcgctgaa tattcctttt gtctccgacc atcaggcacc tgagtcgctg tctttttcgt 7620
gacattcagt tcgctgcgct cacggctctg gcagtgaatg ggggtaaatg gcactacagg 7680
cgccctttat ggattcatgc aaggaaacta cccataatac aagaaaagcc cgtcacgggc 7740
ttctcagggc gttttatggc gggctctgcta tgtggtgcta tctgactttt tgctgttcag 7800
cagttcctgc cctctgattt tccagctctga ccacttcgga ttatcccgtg acaggtcatt 7860
cagactggct aatgcacca gtaaggcagc ggtatcatca acaggcttac ccgtcttact 7920
gtcaac 7926

```

<210> 25

<211> 7701

<212> DNA

<213> Artificial Sequence

<220>

<223> glyA overexpression plasmid

<400> 25

```

gaattttgcg gccgcttcga aagctgtaat ataaaaacct ttttcaacta acggggcagg 60
ttagtgacat tagaaaaccg actgtaaaaa gtacagtcgg cattatctca tattataaaa 120
gccagtcatt aggcctatct gacaattcct gaatagagtt cataaacaat cctgcatgat 180
aaccatcaca aacagaatga tgtacctgta aagatagcgg taaatatatt gaattacctt 240
tattaatgaa ttttctgtct gtaataatgg gtagaaggta attactatta ttattgatat 300
ttaagttaaa ccagtaaat gaagtccatg gaataataga aagagaaaaa gcattttcag 360
gtatagggtg tttgggaaac aatttccccg aaccattata tttctctaca tcagaaagg 420
ataaatcata aaactctttg aagtcattct ttacaggagt ccaaatacca gagaatgttt 480
tagatacacc atcaaaaatt gtataaagtg gctctaactt atcccaataa cctaactctc 540
cgctgctatt gtaaccagtt ctaaaagctg tatttgagtt tatcaccctt gtcactaaga 600
aaataaatgc agggtaaaat ttatatcctt cttgttttat gtttcggtat aaaacactaa 660
tatcaatttc tgtggttata ctaaaagtcg tttgttggtt caaataatga ttaaatactt 720
cttttctctt ccaattgtct aaatcaattt tattaaagtt catttgatat gcctcctaaa 780
tttttatcta aagtgaattt aggaggctta cttgtctgct ttcttcatta gaatcaatcc 840
ttttttaaaa gtcaatatta ctgtaacata aatatatatt ttaaaaatat cccactttat 900
ccaattttcg tttgttgaac taatgggtgc ttttagttgaa gaataaagac cacattaaaa 960
aatgtgggtc tttgtgtttt tttaaaggat ttgagcgtag cgaaaaatcc ttttctttct 1020

```


tatcttgata	ataagggtaa	ctattgaatt	cggtagcaag	agtttgtaga	aacgcaaaaa	1080
ggccatccgt	caggatggcc	ttctgcttaa	tttgatgcct	ggcagtttat	ggcgggcgtc	1140
ctgcccgcca	ccctccgggc	cgttgcttcg	caacgttcaa	atccgctccc	ggcggatttg	1200
tcctactcag	gagagcgttc	accgacaaac	aacagataaa	acgaaaggcc	cagtctttcg	1260
actgagcctt	tcgtttttatt	tgatgcctgg	cagttcccta	ctctcgcatg	gggagacccc	1320
acactaccat	cggcgctacg	gcgtttcact	tctgagttcg	gcatgggggc	aggtgggacc	1380
accgcgctac	tgccgccagg	caaattctgt	tttatcagac	cgtttctgog	ttctgattta	1440
atctgtatca	ggctgaaaat	cttctctcat	ccgccaaaac	aggatcccc	atcaacaatt	1500
acacacttct	attgatttcta	caaaaaaaga	cattgagttt	caagaacatc	gtcaaaaaac	1560
cgcgcgggca	taagcccaag	cgggttttag	gatcttaata	atctaattct	ttatataaag	1620
gaaatttata	agtcagagca	gctacacgct	gtcttgcttc	ttcaagtttt	ccttcactct	1680
cgtgggtttt	caatgcaagc	gcaatgatag	caccgacttc	ttctaattgog	tctccgtcaa	1740
aaccgcggct	ggttacagca	gctgtacca	gacggatgcc	gcttgttacg	aaaggttttt	1800
caggatcata	tggaatcgcg	tttttgtag	acgtaatacc	aatttcatca	agtacatgct	1860
ccgcaacctt	accagtcagt	ccgagcgaac	gaaggtcaac	aaggataagg	tggttgctcg	1920
ttccgcctga	aacgagctgg	atgccctctt	tcgttaaggc	ttcagccaga	cgtttcgcgt	1980
ttgaaatgac	gttttggtgca	tatgttttga	aatcgctctg	caatacttca	ccgaatgaaa	2040
cagcttttgc	ggcaataacg	tgcatcagag	ggccgccttg	aattccaggg	aagatcgatt	2100
tatcaatttt	cttgccaaac	tcttcacggc	aaaggatcat	accgcgcgca	ggaccgcgaa	2160
gtgttttatg	tggtgtgtgt	gtaacgaaat	cagcgtaagg	aaccgggttt	ggatgaaggc	2220
ctgccgcaac	aagtctcgcg	atatgtgcca	tatccaccat	gaagtaagcg	ccgacttcat	2280
cagcaatttc	acggaatttc	ttaaagtcga	ttgtacgagg	atacgcactt	gctcctgcta	2340
cgataagctt	cggtttatga	gcgagggctt	tttcacgcac	gtcatcgtaa	tcaatatatt	2400
gagtttcttt	atctacgccg	tactcaacaa	agttatattg	aacaccgctg	aagttgactg	2460
ggcttccgtg	tgttaaattg	ccgccgtggg	agaggttcat	ccaagtaca	gtatcgctt	2520
gctccaaaat	cgtgaagtac	actgccatgt	ttgcttggtg	gcctgaatga	ggctgaacgt	2580
ttacatgctc	cgtccaaag	atttccttcg	cgcggtcacg	ggcgatatct	tcaacgacat	2640
cgacgtgctc	gcatccgccg	tagtagcggt	tgcccgata	tccttctgog	tacttatattg	2700
tcaaaacaga	tccttggtgt	tcataaaccg	cttcacttac	aaagttctca	gaagcaatca	2760
attcgatctt	agtctgttgg	cgttcacgct	catttttaat	ggcgttaaac	acttgttcgt	2820
cttgccgagg	taaatgtttc	atgtttacac	ctcctctaga	gcgtcctgct	gttggttaaga	2880
ttattatacc	acaccttgta	gataaaagtca	acaacttttt	gcaaaatttt	tcaggaattt	2940
tagcagaggt	tgttctggat	gtagaacaaa	acatctttcc	gctcttggtg	tgtaggata	3000
tctttcttgg	aagctaggtg	ggcctcgagt	tatggcagtt	ggttaaaagg	aaacaaaaag	3060
accgttttca	cacaaaacgg	tctttttcga	tttcttttta	cagtcacagc	cacttttgca	3120
aaaaccggac	agcttcatgc	cttataactg	ctggttcggg	cgacaagctt	cgcaagcgg	3180
ccgcaaaatt	cactggccgt	cgttttacia	ogtgcgtact	gggaaaaccc	tgccgttacc	3240
caacttaatc	gccttgacgc	acatccccct	ttcgccagct	ggcgtaatag	cgaagaggcc	3300
cgcaccgatc	gcccttccca	acagttgcgc	agcctgaatg	gcgaatggcg	cctgatgcgg	3360
tattttctcc	ttacgcactc	gtgcggtatt	tcacacgcga	tatggtgcac	tctcagtaca	3420
atctgctctg	atgccgcata	gttaagccag	ccccgacacc	cgccaacacc	cgctgactat	3480
gcttgtaaac	cgttttggtg	aaaaattttt	aaaataaaaa	aggggacctc	taggggtccc	3540
aattaattag	taataataatc	tattaaagggt	cattcaaaaag	gtcatccacc	ggatcagctt	3600
agtaaagccc	tcgctagatt	ttaatgcgga	tggtgcgatt	acttcgccaa	ctattgcgat	3660
aacaagaaaa	agccagcctt	tcatgatata	tctcccaatt	tgtgtagggc	ttattatgca	3720
cgcttaaaaa	taataaaaagc	agacttgacc	tgatagtttg	gctgtgagca	attatgtgct	3780
tagtgcatct	aacgcttgag	ttaagcccg	ccgcgaagcg	gcgtcggtt	gaacgaattg	3840
ttagacatta	tttgccgact	acottggtga	tctcgccctt	cacgtagtgg	acaaattctt	3900
ccaactgatc	tgccgcgag	gccaagcgat	cttcttcttg	tccaagataa	gcctgtctag	3960
cttcaagtat	gacgggctga	tactgggccc	gcaggcgctc	cattgcccag	tcggcagcga	4020
catccttcgg	cgcgattttg	ccggttactg	cgtgtacca	aatgcgggac	aacgtaaagca	4080
ctacatttcg	ctcatcgcca	gccagtcgg	cgccgaggtt	ccatagcggt	aaggtttcat	4140
ttagcgcttc	aaatagatcc	tggtcaggaa	ccggatcaaa	gagttcctcc	gccgctggac	4200
ctaccaaggc	aacgctatgt	tctcttgctt	ttgtcagcaa	gatagccaga	tcaatgtcga	4260
tcgtggctgg	ctcgaagata	cctgcaagaa	tgatcattgg	ctgccattct	ccaaattgca	4320
gttcgcgctt	agctggataa	cgccacggaa	tgatgtcgtc	gtgcacaaca	atggtgactt	4380
ctacagcgcg	gagaatctcg	ctctctccag	gggaagccga	agtttccaaa	aggtcggtga	4440
tcaaagctcg	ccgcgttgtt	tcatcaagcc	ttacggtcac	cgtaaccagc	aatcaatat	4500
cactgtgtgg	cttcaggccg	ccatccactg	cggagccgta	caaatgtacg	gccagcaacg	4560

tcggttcgag	atggcgctcg	atgacgccaa	ctacctctga	tagttgagtc	gatacttcgg	4620
cgatcaccgc	ttccctcatg	atgtttaact	ttgttttagg	gcgactgcc	tgctgcgtaa	4680
catcgttgct	gctccataac	atcaaacatc	gaccacggc	gtaacgcgt	tgctgcttg	4740
atgcccagag	catagactgt	acccccaaaa	aacagtcata	acaagccatg	aaaaccgcca	4800
ctgcgcggt	accaccgctg	cgttcgggtca	aggttctgga	ccagttgcgt	gagcgcatac	4860
gctacttgca	ttacagctta	cgaaccgaac	aggcttatgt	ccactgggtt	cgtgccttca	4920
tccgtttcca	cgggtgtcgt	caccgggcaa	ccttgggcag	cagcgaagtc	gaggcatttc	4980
tgtcctggct	ggcgaacgag	cgcaagggtt	cggctctccac	gcatcgtcag	gcattggcgg	5040
ccttgctggt	cttctacggc	aagggtgctgt	gcacggatct	gccctggctt	caggagatcg	5100
gaagacctcg	gccgtcgcg	cgcttgccgg	tggtgctgac	cccggatgaa	gtggttcgca	5160
tcctcggttt	tctggaaggc	gagcatcggt	tggtcgccca	gcttctgtat	ggaacggcca	5220
tgcggtatcag	tgagggtttg	caactgcggg	tcaaggatct	ggatttcgat	cacggcacga	5280
tcacgtgcg	ggagggcaag	ggctccaagg	atcgggctt	gatgttacc	gagagcttg	5340
caccagcct	gcgcgagcag	gggaattgat	cgggtggatg	accttttgaa	tgacctttaa	5400
tagattatat	tactaattaa	ttggggaccc	tagaggtccc	cttttttatt	ttaaaaattt	5460
tttcacaaaa	cggtttacaa	gcataacggg	ttttgctgcc	cgcaaacggg	ctgttctggg	5520
gttgctagtt	tgttatcaga	atcgcagatc	cggcttcagg	tttgccggct	gaaagcgcta	5580
tttcttccag	aattgccatg	attttttccc	cacggggagg	gtcactggct	cccgtgttgt	5640
cggcagcttt	gattcgataa	gcagcatcgc	ctgtttcagg	ctgtctatgt	gtgactgttg	5700
agctgtaaca	agttgtctca	ggtgttcaat	ttcatgttct	agttgctttg	ttttactggt	5760
ttcacctgtt	ctattaggtg	ttcatgtctg	ttcatctgtt	acattgtcga	tctgttcattg	5820
gtgaacagct	ttaaatgcac	caaaaactcg	taaaagctct	gatgtatcta	tcttttttac	5880
accgttttca	tctgtgcata	tggaacgttt	tccctttgat	atctaacggg	gaacagtgt	5940
tctacttttg	tttgttagtc	ttgatgcttc	actgatagat	acaagagcca	taagaacctc	6000
agatccttcc	gtattttagcc	agtatgttct	ctagtgtggg	tcgttgtttt	tgctgagacc	6060
atgagaacga	accattgaga	tcattgcttac	tttgcatgtc	actcaaaaat	tttgcttcaa	6120
aactggtgag	ctgaattttt	gcagttaaag	catcgtgtag	tgtttttctt	agtccgttac	6180
gtaggttaga	atctgatgta	atggttggtg	gtattttgtc	accattcatt	tttatctggt	6240
tgttctcaag	ttcgggtacg	agatccattt	gtctatctag	ttcaacttgg	aaaatcaacg	6300
tatcagtcgg	gcggcctcgc	ttatcaacca	ccaatttcatt	attgctgtaa	gtgtttaaat	6360
ctttacttat	tggtttcaaa	acccattggt	taagcctttt	aaactcatgg	tagttatttt	6420
caagcattaa	catgaactta	aattcatcaa	ggctaattct	tatatattgcc	ttgtgagttt	6480
tcttttgtgt	tagttctttt	aataaccact	cataaatcct	catagagtat	ttgttttcaa	6540
aagacttaac	atgttccaga	ttatatttta	tgaatttttt	taactggaaa	agataaggca	6600
atatctcttc	actaaaaact	aattctaat	tttcgcttga	gaacttggca	tagtttgtcc	6660
actggaaaaat	ctcaaagcct	ttaaccaaaag	gattcctgat	ttccacagtt	ctcgtcatca	6720
gctctctggt	tgcttttagct	aatacaccoat	aagcattttc	cctactgatg	ttcatcatct	6780
gagcgtattg	gttataagt	aacgataccg	tccgttcttt	ccttgtaggg	ttttcaatcg	6840
tggtgttgag	tagtgccaca	cagcataaaa	ttagcttggt	ttcatgctcc	gttaagtcat	6900
agcgactaat	cgctagtcca	tttgctttga	aaacaactaa	ttcagacata	catctcaatt	6960
ggtctaggtg	attttaatca	ctataccaat	tgagatgggc	tagtcaatga	taattactag	7020
tccttttccct	ttgagttgtg	ggtatctgta	aattctgcta	gacctttgct	ggaaaacttg	7080
taaattctgc	tagaccctct	gtaaattccg	ctagaccttt	gtgtgttttt	tttgtttata	7140
ttcaagtggg	tataatttat	agaataaaga	aagaataaaa	aaagataaaa	agaatagatc	7200
ccagccctgt	gtataactca	ctacttttagt	cagttccgca	gtattacaaa	aggatgtcgc	7260
aaacgctgtt	tgctcctcta	caaaacagac	cttaaaaccc	taaaggctta	agtagcacc	7320
tcgcaagctc	gggcaaatcg	ctgaatatcc	cttttgtctc	cgacctcag	gcacctgagt	7380
cgctgtcttt	ttcgtgacat	tcagttcgct	gcgctcacgg	ctctggcagt	gaatgggggt	7440
aaatggcact	acaggcgcct	tttatggatt	catgcaagga	aactacctat	aatacaagaa	7500
aagcccgctca	cgggcttctc	agggcggttt	atggcggttc	tgctatgtgg	tgctatctga	7560
ctttttgctg	ttcagcagtt	cctgccctct	gattttccag	tctgaccact	tcggattatc	7620
ccgtgacagg	tcattcagac	tggtcaatgc	accagtaag	gcagcgggat	catcaacagg	7680
cttaccgcgc	ttactgtcaa	c				7701