



US00D546313S

(12) **United States Design Patent**
Lheem

(10) **Patent No.:** **US D546,313 S**

(45) **Date of Patent:** **** Jul. 10, 2007**

(54) **MOBILE PHONE**

D525,227 S * 7/2006 Jang D14/138
D525,959 S * 8/2006 Kim et al. D14/138

(75) Inventor: **Ji Youn Lheem**, Gyeonggi-do (KR)

(Continued)

(73) Assignee: **LG Electronics, Inc.**, Seoul (KR)

OTHER PUBLICATIONS

(**) Term: **14 Years**

Pantech PG-3600V telephone, announced Feb. 2006, [online], [retrieved on Aug. 6, 2006]. Retrieved from Internet ,URL: <http://www.gsmarena.com>.*

(21) Appl. No.: **29/255,419**

Motorola RIZR telephone, announced Jul. 2006, [online], [retrieved on Aug. 6, 2006]. Retrieved from Internet ,URL: <http://www.gsmarena.com>.*

(22) Filed: **Mar. 9, 2006**

(Continued)

(51) **LOC (8) CL.** **14-03**

(52) **U.S. CL.** **D14/138; D14/496**

(58) **Field of Classification Search** D14/137,
D14/138, 147-148, 247-248, 144, 496, 156,
D14/341-347, 191, 192; 379/433.01-433.13;
455/575.4, 566, 575.1, 556.1, 556.2, 90.3,
455/41.2; D21/329, 331, 333; D16/208

Primary Examiner—Jeffrey Asch

(74) *Attorney, Agent, or Firm*—Birch, Stewart, Kolasch, and Birch, LLP

See application file for complete search history.

(57) **CLAIM**

(56) **References Cited**

The ornamental design for a mobile phone, as shown and described.

U.S. PATENT DOCUMENTS

DESCRIPTION

- D282,826 S * 3/1986 Hoogner D10/40
- D452,250 S * 12/2001 Chan D14/496
- D464,963 S * 10/2002 Nishida D14/346
- D469,109 S * 1/2003 Andre et al. D14/496
- D480,697 S * 10/2003 Lee et al. D14/138
- D489,052 S * 4/2004 Shiraki et al. D14/156
- D494,188 S * 8/2004 Huang D14/496
- D500,334 S * 12/2004 Yanagisawa et al. D16/219
- D502,703 S * 3/2005 Tsujimoto et al. D14/346
- D504,442 S * 4/2005 Kim D14/496
- D509,206 S * 9/2005 Jang D14/138
- D509,813 S * 9/2005 Miyazawa et al. D14/138
- D509,833 S * 9/2005 Yang D14/496
- D511,342 S * 11/2005 Chien D14/346
- D512,404 S * 12/2005 Yang D14/156
- D513,011 S * 12/2005 Johnson D14/496
- D514,590 S * 2/2006 Naruki D14/496
- D516,576 S * 3/2006 Ive et al. D14/496
- D517,042 S * 3/2006 Byun et al. D14/191
- D520,515 S * 5/2006 Sitoh D14/496
- D521,023 S * 5/2006 Kim et al. D14/496
- D524,783 S * 7/2006 Lee D14/138

FIG. 1 is a perspective view of a mobile phone showing my (our) new design;

FIG. 2 is a front view thereof;

FIG. 3 is a rear view thereof;

FIG. 4 is a left side view thereof;

FIG. 5 is a right side view thereof;

FIG. 6 is a top plan view thereof;

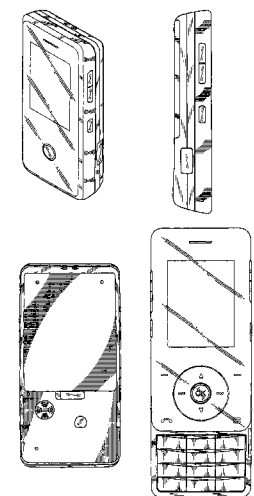
FIG. 7 is a bottom plan view thereof;

FIG. 8 is a front view thereof showing the state of operating;

FIG. 9 is a front view thereof showing the state of operating in a condition that the upper body thereof is slided upward and the inner key pad is exposed; and,

FIG. 10 is a front view thereof in a condition that the upper body thereof is slided upward and the inner key pad is exposed.

1 Claim, 9 Drawing Sheets



U.S. PATENT DOCUMENTS

D525,987 S * 8/2006 Kim D14/496
2002/0102946 A1 * 8/2002 SanGiovanni 455/90
2003/0064688 A1 * 4/2003 Mizuta et al. 455/90
2004/0242288 A1 * 12/2004 Balle et l. 455/575.1
2005/0014538 A1 * 1/2005 Hyun et al. 455/575.4
2005/0085280 A1 * 4/2005 Takahashi 455/575.1
2005/0124394 A1 * 6/2005 Kim et al. 455/575.3
2005/0202856 A1 * 9/2005 Park et al. 455/575.1
2005/0266897 A1 * 12/2005 Ahn et al. 455/575.1
2006/0019726 A1 * 1/2006 Park et al. 455/575.1
2006/0025184 A1 * 2/2006 Cho et al. 455/575.4
2006/0111161 A1 * 5/2006 Cha et al. 455/575.4
2006/0121852 A1 * 6/2006 Kim et al. 455/41.2

2006/0142073 A1 * 6/2006 Gordecki 455/575.4
2006/0154703 A1 * 7/2006 Kim 455/575.4

OTHER PUBLICATIONS

Sony Ericsson W900 telephone, announced Oct. 2005, [online],
[retrieved on Aug. 6, 2006]. Retrieved from Internet ,URL: <http://
www.gsmarena.com>.*
Alcatel OT-E260 telephone, announced 1st quarter 2006, [online],
[retrieved on Aug. 1, 2006]. Retrieved from Internet ,URL: <http://
www.gsmarena.com>.*
LG KG800 telephone, announced Mar. 2006, [online], [retrieved on
Aug. 7, 2006]. Retrieved from Internet ,URL: <http://www.
gsmarena.com>.*

* cited by examiner

FIG. 1

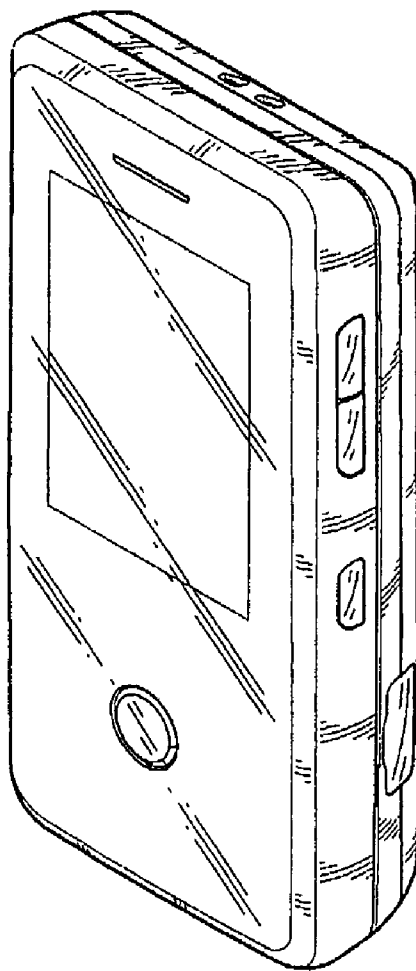


FIG. 2

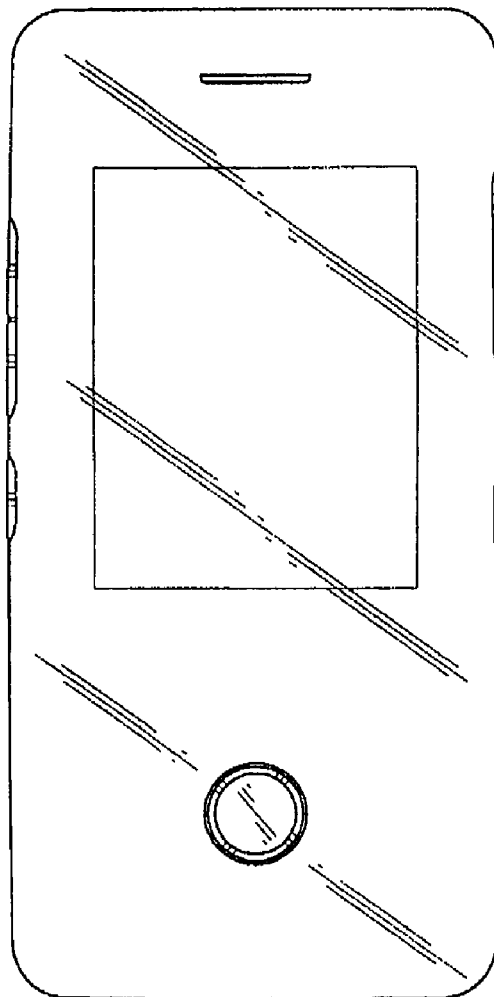


FIG. 3

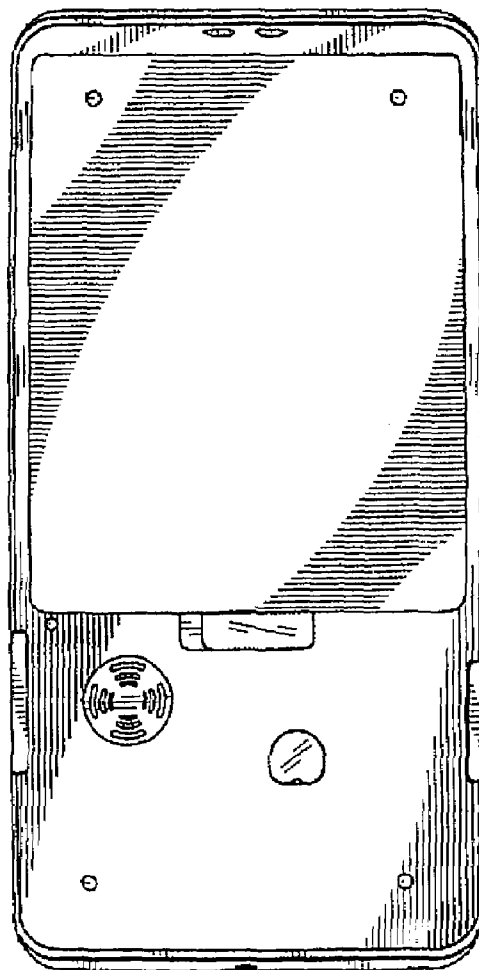


FIG. 4

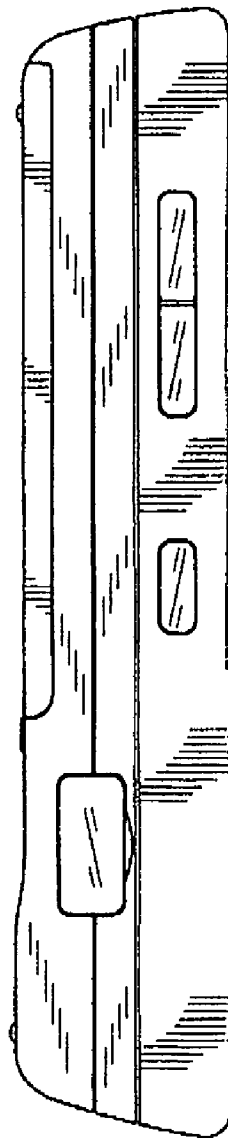


FIG. 5

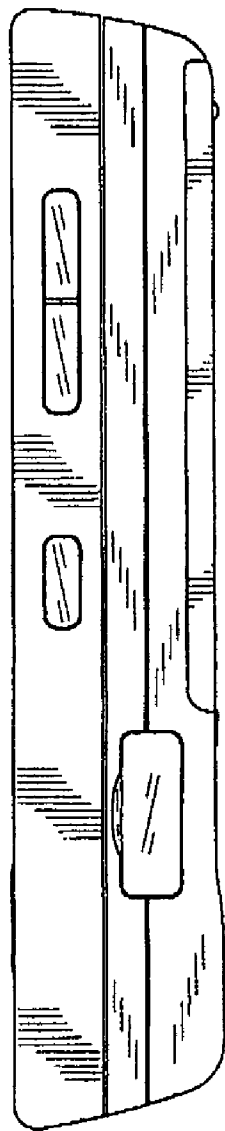


FIG. 6

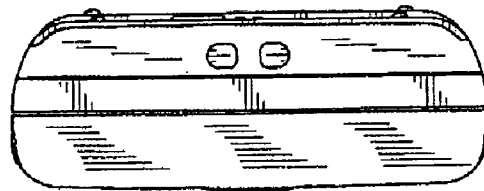


FIG. 7

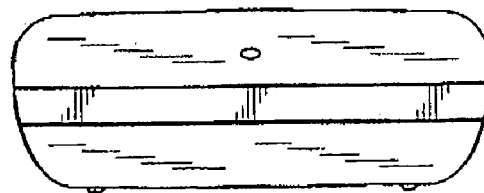


FIG. 8

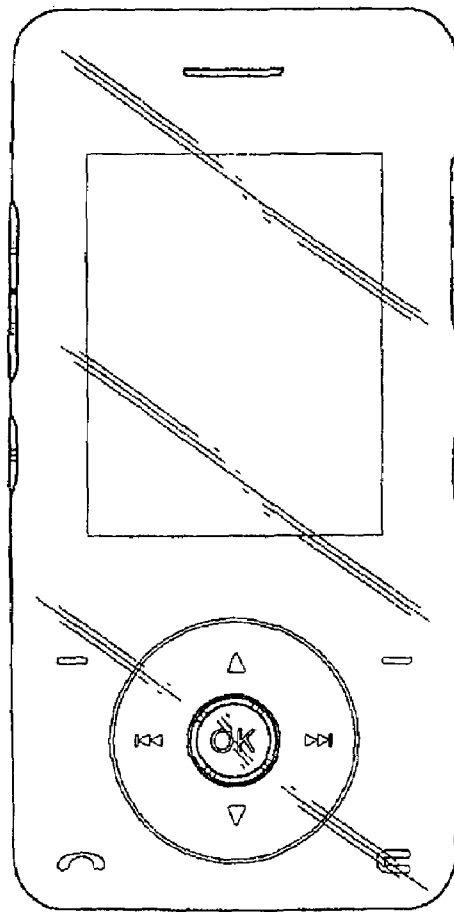


FIG. 9

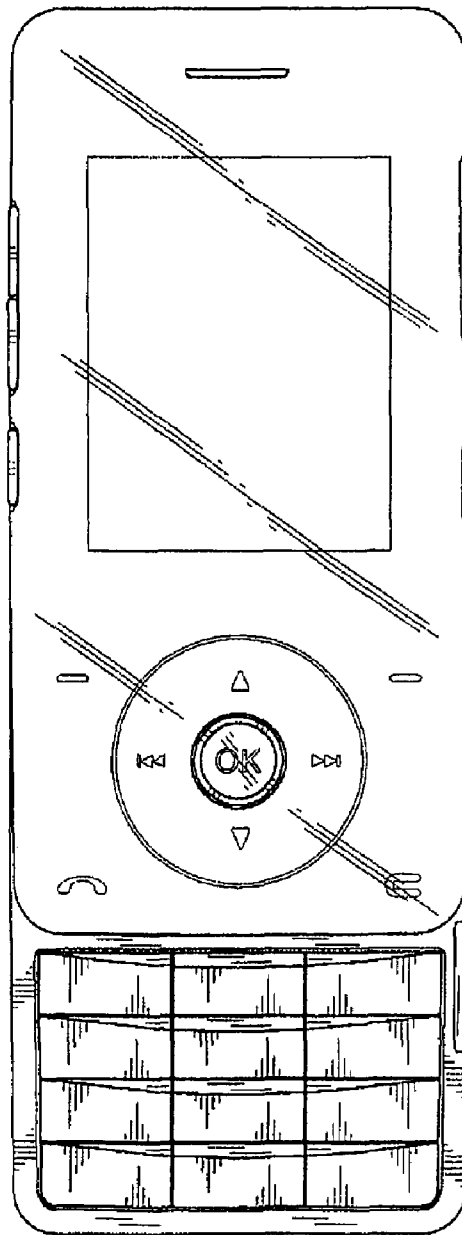


FIG. 10

