



US00D773226S

(12) **United States Design Patent** (10) **Patent No.:** **US D773,226 S**
Tran (45) **Date of Patent:** **** Dec. 6, 2016**

(54) **PEDICURE SPA CHAIR ARM**
(71) Applicant: **Gulfstream Inc.**, Cambridge (CA)
(72) Inventor: **Minh Sang Tran**, Cambridge (CA)
(73) Assignee: **Gulfstream Inc.**, Cambridge (CA)
(**) Term: **15 Years**
(21) Appl. No.: **29/538,256**

Primary Examiner — Sandra Snapp
(74) *Attorney, Agent, or Firm* — Avery N. Goldstein;
Blue Filament Law PLLC

(57) **CLAIM**

The ornamental design for a pedicure spa chair arm, as shown and described.

(22) Filed: **Sep. 2, 2015**
(51) **LOC (10) Cl.** **06-01**
(52) **U.S. Cl.**
USPC **D6/717**
(58) **Field of Classification Search**
USPC D6/334, 335, 336, 338, 349, 355,
381,D6/716, 716.1, 717, 708; 297/118,
119, 135, 297/144, 232, 445.1, 448.1,
452.18, 156, 175, 297/216.1; 5/12.1, 12.2;
D24/204
CPC A47C 1/02; A47C 1/12; A47C 11/00;
A47C 17/00; A47C 17/02; A47C
4/52; A47C 9/00
See application file for complete search history.

DESCRIPTION

FIG. 1 is a first perspective view of a right pedicure spa chair arm, where the corresponding left arm is a mirror image of that shown;
FIG. 2 is a second perspective view of the pedicure spa chair arm depicted in FIG. 1 where the corresponding left arm is a mirror image of that shown;
FIG. 3 is a left side view of the pedicure spa chair arm depicted in FIG. 1 where the corresponding left arm is a mirror image of that shown;
FIG. 4 is a right side view of the pedicure spa chair arm depicted in FIG. 1 where the corresponding left arm is a mirror image of that shown;
FIG. 5 is a top view of the pedicure spa chair arm depicted in FIG. 1 where the corresponding left arm is a mirror image of that shown;
FIG. 6 is a bottom view of the pedicure spa chair arm depicted in FIG. 1 where the corresponding left arm is a mirror image of that shown;
FIG. 7 is a rear view of the pedicure spa chair arm depicted in FIG. 1 where the corresponding left arm is a mirror image of that shown;
FIG. 8 is a front view of the pedicure spa chair arm depicted in FIG. 1 where the corresponding left arm is a mirror image of that shown; and,
FIG. 9 is a front, left, top perspective view of the pedicure spa chair arm depicted in FIG. 1 in its environment along with a mirror image left arm, where those portions of the design depicted in ghost are not part of the inventive design.

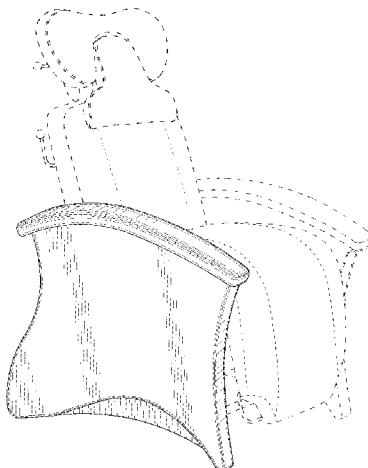
(56) **References Cited**

U.S. PATENT DOCUMENTS

D206,326 S *	11/1966	Jordan	433/77
D424,843 S *	5/2000	Chalmers	D6/379
D455,566 S *	4/2002	Park	D6/336
D486,652 S *	2/2004	Nemeth	D6/334
D491,756 S *	6/2004	Nemeth	D6/334
D498,599 S *	11/2004	Luong	D6/336
D506,326 S *	6/2005	Dortch	D6/671.4
D535,124 S *	1/2007	Garcia	D6/367
D548,497 S *	8/2007	Relling	D6/717
D561,903 S	2/2008	Ton	
D571,018 S	6/2008	Ton	
D571,565 S *	6/2008	Cheng	D6/336
D589,285 S	3/2009	Tran	
D600,926 S *	9/2009	Le	D6/336
D623,428 S	9/2010	Galati, Jr.	

(Continued)

1 Claim, 6 Drawing Sheets



(56)

References Cited

U.S. PATENT DOCUMENTS

D626,360	S	11/2010	Galati, Jr.	
D662,340	S *	6/2012	Tran	D6/717
D677,079	S *	3/2013	Lade	D6/717
D689,722	S	9/2013	Long	

* cited by examiner

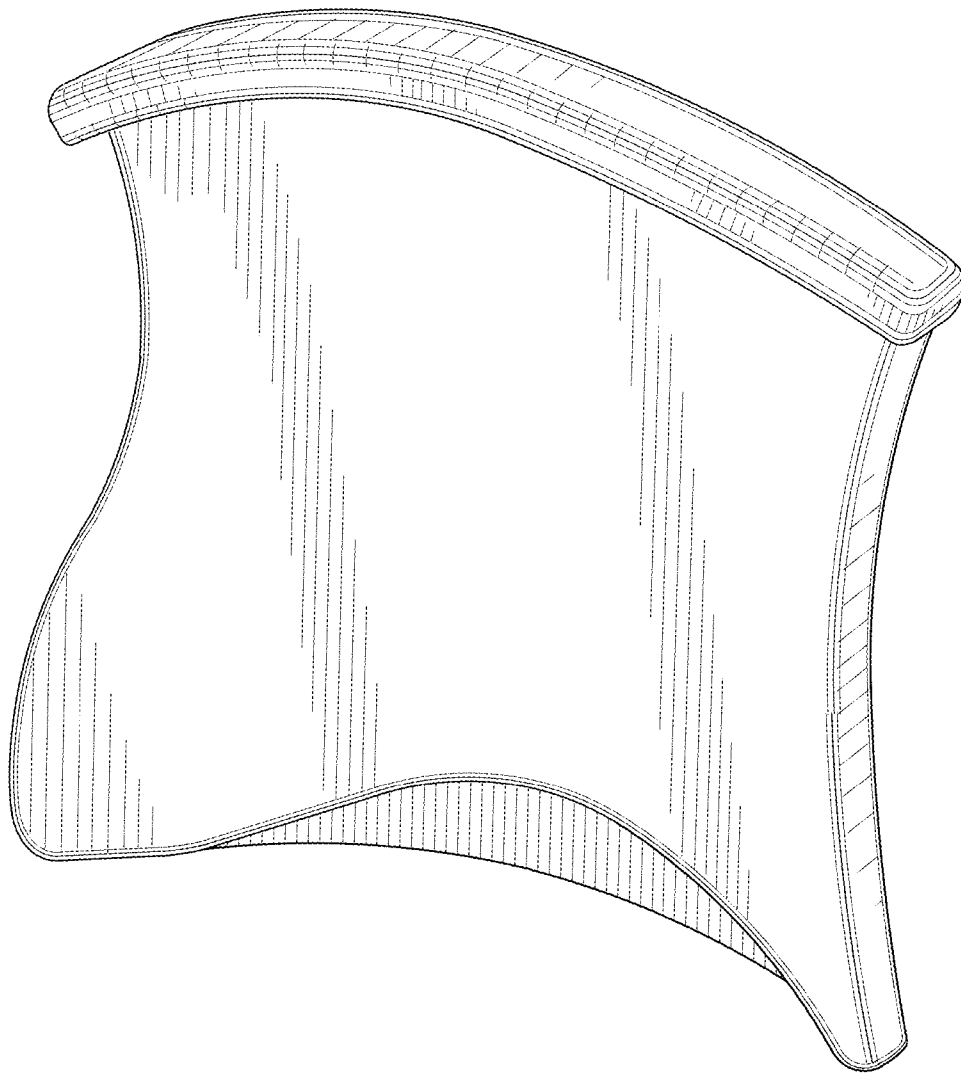


FIG.1

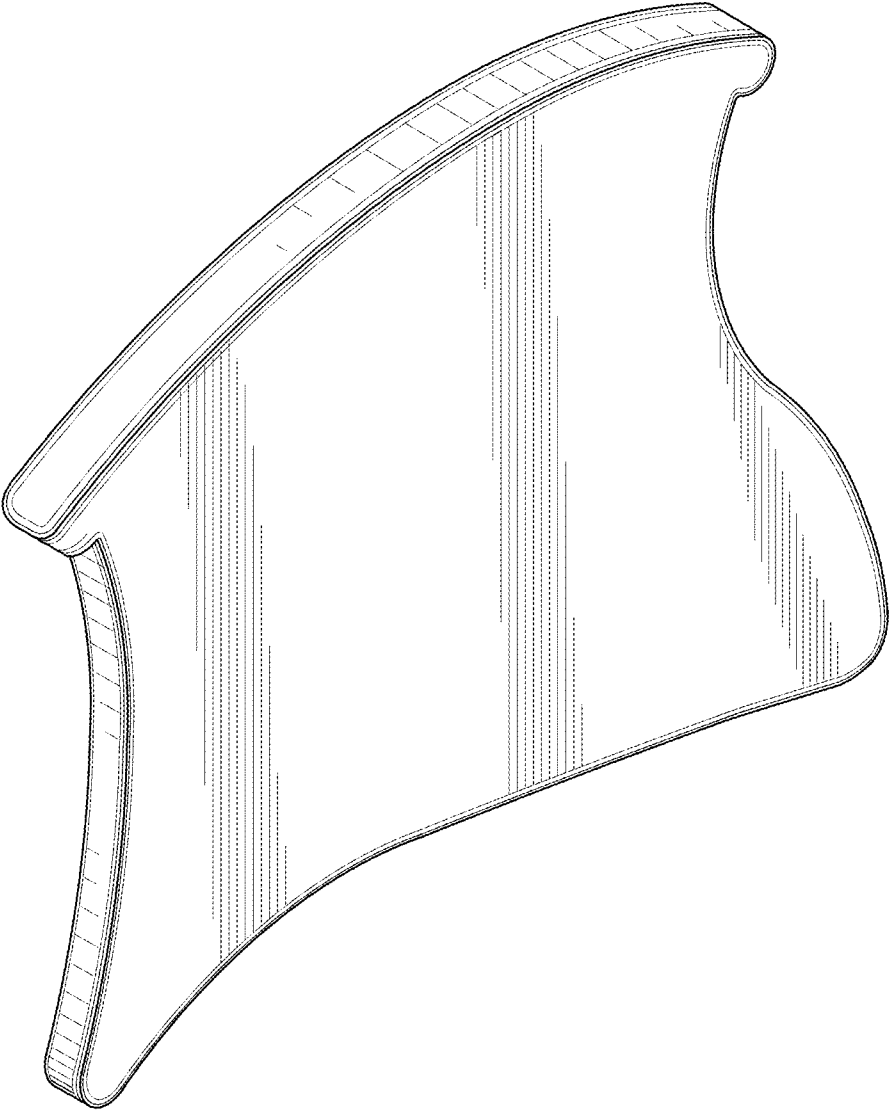


FIG. 2

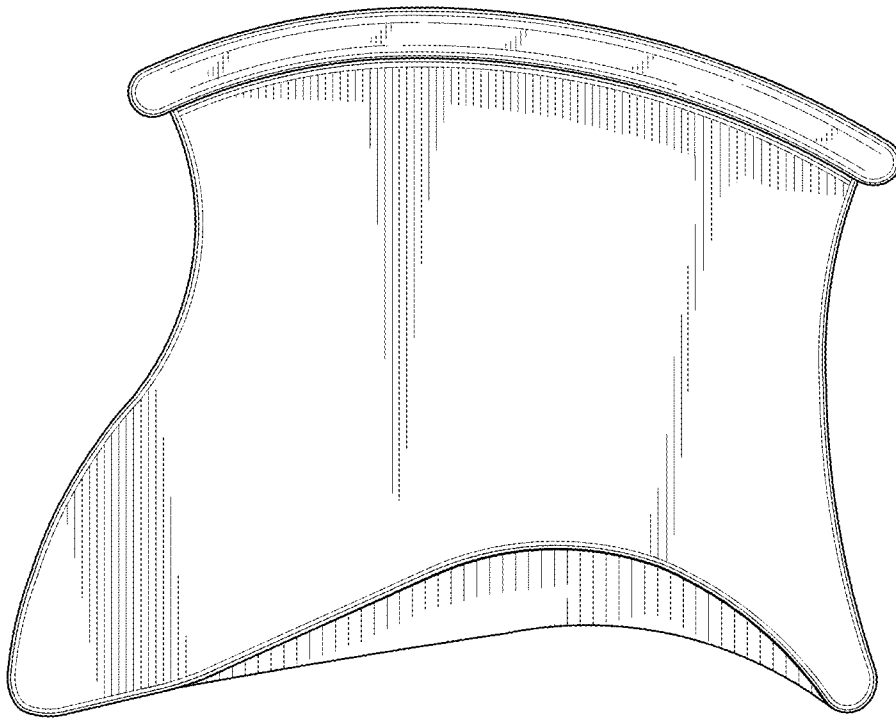


FIG.3

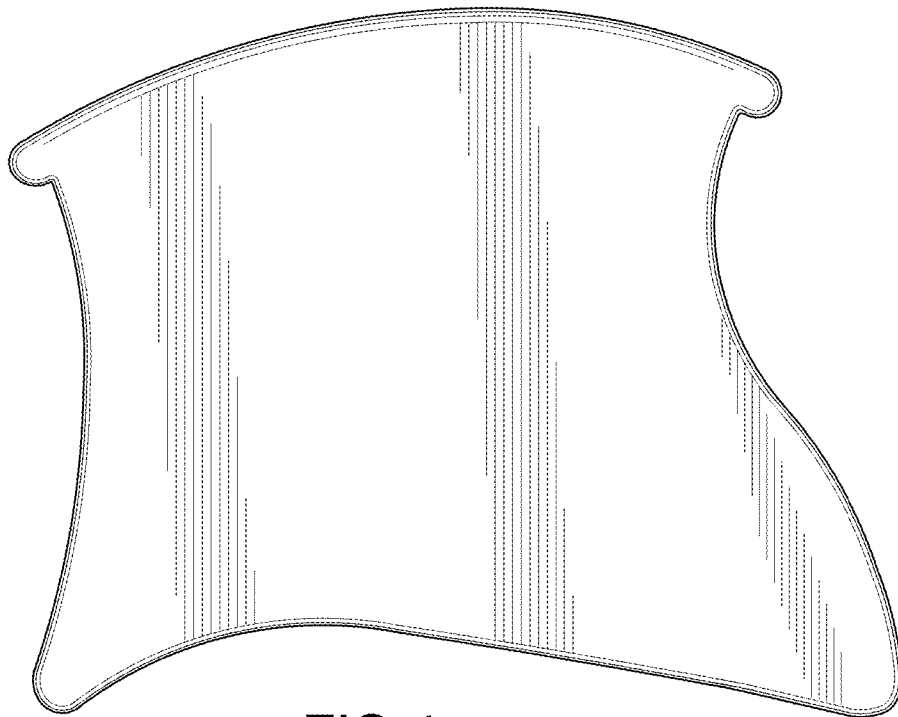


FIG.4

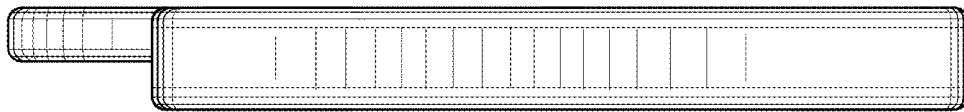


FIG. 5

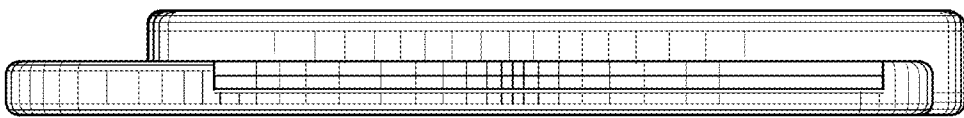


FIG. 6

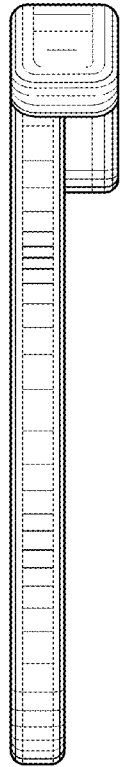


FIG. 7

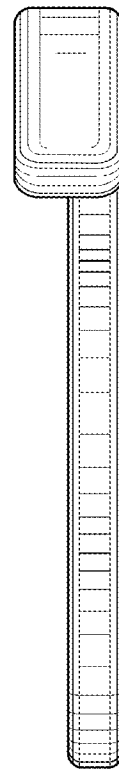


FIG. 8

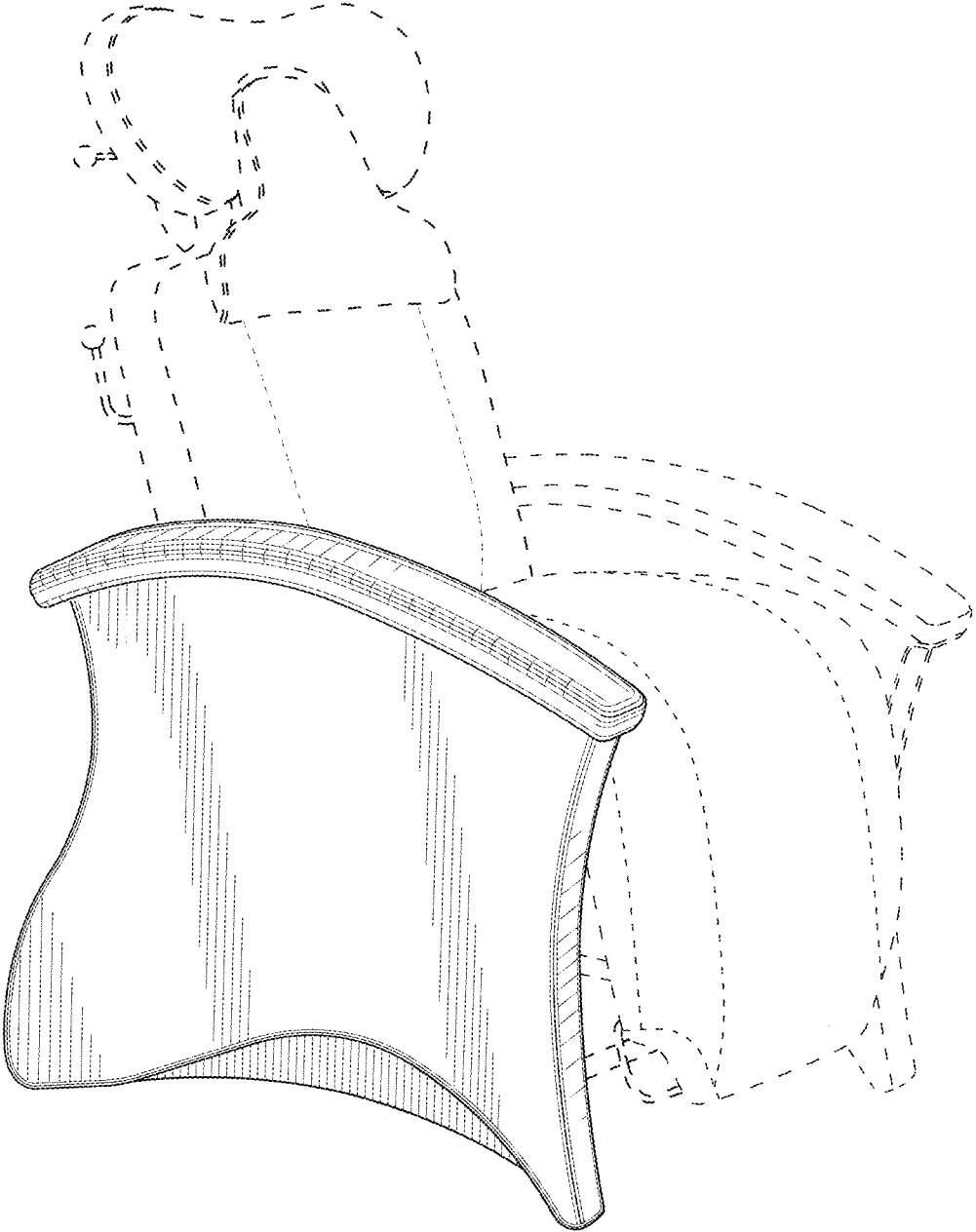


FIG.9