



US00D754262S

(12) **United States Design Patent**
Kaplan

(10) **Patent No.:** **US D754,262 S**

(45) **Date of Patent:** **** Apr. 19, 2016**

- (54) **BUILDING BLOCK**
- (71) Applicant: **Blox LLC**, Brooklyn, NY (US)
- (72) Inventor: **Matthew L. Kaplan**, Brooklyn, NY (US)
- (73) Assignee: **BLOX LLC**, Brooklyn, NY (US)
- (**) Term: **14 Years**
- (21) Appl. No.: **29/517,712**
- (22) Filed: **Feb. 16, 2015**

1,455,009	A *	5/1923	Schenk	A63F 9/12
					273/160
D266,998	S *	11/1982	Vandoni	D11/61
D342,103	S *	12/1993	Wong	D21/479
D372,275	S *	7/1996	McMahan	D21/479
D474,691	S *	5/2003	Gruosi-Scheufele	D9/529
D491,235	S *	6/2004	Fang	D21/478
D506,790	S *	6/2005	Ge	D21/479
D516,640	S *	3/2006	Shore	D21/707
D591,480	S *	5/2009	Hague	D1/199
D626,284	S *	10/2010	Zeisner	D26/154
7,988,516	B2 *	8/2011	Bishop	A63H 33/082
					446/108
7,988,517	B2 *	8/2011	Bishop	A63H 33/082
					446/108
8,715,029	B2 *	5/2014	Bishop	A63H 33/084
					446/108
2012/0274023	A1 *	11/2012	Carpenter	A63H 33/062
					273/276

Related U.S. Application Data

- (63) Continuation of application No. 29/454,166, filed on May 7, 2013, now Pat. No. Des. 725,716.
- (51) **LOC (10) Cl.** **21-01**
- (52) **U.S. Cl.**
USPC **D21/491**
- (58) **Field of Classification Search**
USPC D21/386, 389, 404, 468, 470, 471, D21/484-505; 446/69, 85, 102-128; 434/208, 259, 403; 273/153, 156, 160; D25/113-116, 118
CPC A63H 33/04; A63H 33/06; A63H 33/08; A63H 33/084; A63H 33/086; A63H 33/088; A63H 33/10; A63H 33/105; A63H 33/108
See application file for complete search history.

* cited by examiner

Primary Examiner — Cynthia M Chin

(74) *Attorney, Agent, or Firm* — Van Court & Aldridge LLP

(56) **References Cited**

U.S. PATENT DOCUMENTS

319,764	A *	6/1885	Westcott	A63H 33/084
					446/125
430,502	A *	6/1890	Altekruse	A63F 9/12
					273/160

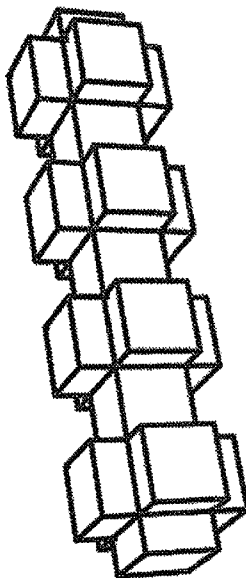
(57) **CLAIM**

The ornamental design for a building block, as shown and described.

DESCRIPTION

FIG. 1 is a top, front, right side perspective view of a building block according to my new design;
 FIG. 2 is a front view thereof;
 FIG. 3 is a rear view thereof;
 FIG. 4 is a right side view thereof;
 FIG. 5 is a left side view thereof;
 FIG. 6 is a top view thereof; and,
 FIG. 7 is a bottom view thereof.

1 Claim, 7 Drawing Sheets



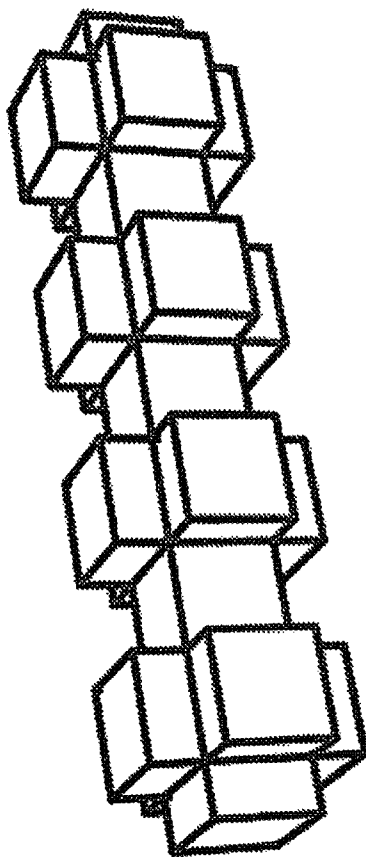


FIG. 1

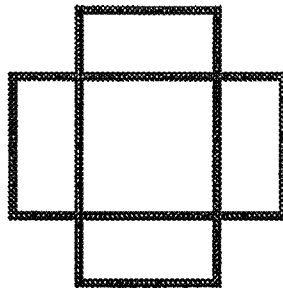


FIG. 2

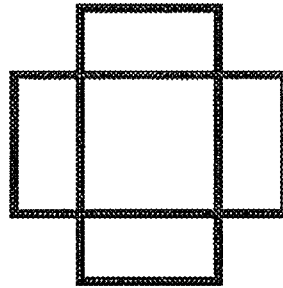


FIG. 3




FIG. 4




FIG. 5




FIG. 6




FIG. 7