US00D805655S

(12) United States Design Patent

Balas

(10) Patent No.: US D805,655 S
(45) Date of Patent: ** Dec. 19, 2017

(54) **TV ON A SLIDING DOOR**

(71) Applicant: **BALAS DESIGN LTD**, Netanya (IL)

(72) Inventor: **Nahum Balas**, Herzelia (IL)

(73) Assignee: **BALAS DESIGN LTD** (IL)

(**) Term: **15 Years**

(21) Appl. No.: **29/558,023**

(22) Filed: **Mar. 15, 2016**

(51) **LOC (10) Cl.** **25-02**

(52) **U.S. Cl.**
USPC **D25/48.3**

(58) **Field of Classification Search**
USPC D14/129, 132, 239; D25/48.1, 48.3, 55, D25/58, 60, 61, 138; 49/407, 425, 454, 49/458; 52/196, 204.2, 207, 238.1, 239, 52/241
CPC E05D 15/16; E05D 15/0669; E05Y 2900/132; E04B 2/58; G09F 15/0006; G09F 19/22; H04N 5/64
See application file for complete search history.

(56) **References Cited**

U.S. PATENT DOCUMENTS

D299,758	S	*	2/1989	Kelley	D25/48.7
5,689,922	A	*	11/1997	Daudet	E04B 2/58 52/204.1
D626,252	S	*	10/2010	Bouthillier	D25/48.3
8,375,648	B1	*	2/2013	O'Sullivan	G09F 15/0006 40/700
2007/0017157	A1	*	1/2007	Ambrozus	E05D 15/0669 49/425

FOREIGN PATENT DOCUMENTS

CN	301255962	*	6/2010
EM	000358007-0003	*	8/2005
EM	000358007-0004	*	8/2005

OTHER PUBLICATIONS

https://www.youtube.com/watch?v=heJg3PW1-Fg Posted Mar. 20, 2015.*
http://balas.co.il/%D7%90%D7%A8%D7%95%D7%A0%D7%95%D7%AA-%D7%94%D7%96%D7%96%D7%94- %D7%A2%D7%9D-%D7%98%D7%9C%D7%95%D7%99%D7%96%D7%99%D7%94/ Available May 1, 2015.*
http://www.mostbeautifulthings.net/wardrobe-models/ Available Apr. 30, 2014.*
http://www.mostbeautifulthings.net/wardrobe-models/ Available Apr. 21, 2015.*
http://homedecomastery.com/sample-ikea-wardrobes-for-many-types-of-bedrooms/sample-ikea-wardrobes-photo/ Available Jan. 2013.*
Picture shown at the following website: <http://st.hzcdn.com/simgs/ffe10ab50f066175_4-2642/contemporary-closet.pg>; 1 page.

* cited by examiner

Primary Examiner — Susan Bennett Hattan
Assistant Examiner — Leanne Was-Englehart
(74) *Attorney, Agent, or Firm* — Carter, DeLuca, Farrell & Schmidt, LLP

(57) **CLAIM**

The ornamental design for a TV on a sliding door, as shown and described.

DESCRIPTION

FIG. **1** is a perspective view of a TV on a sliding door in accordance with the principles of the present design;
FIG. **2** is a front view of the TV on a sliding door of FIG. **1**;
FIG. **3** is a top view of the TV on a sliding door of FIG. **1**; and,
FIG. **4** is a side view of the TV on a sliding door of FIG. **1**.
In the drawings, the broken lines depict environmental subject matter only and form no part of the claimed design.

1 Claim, 3 Drawing Sheets

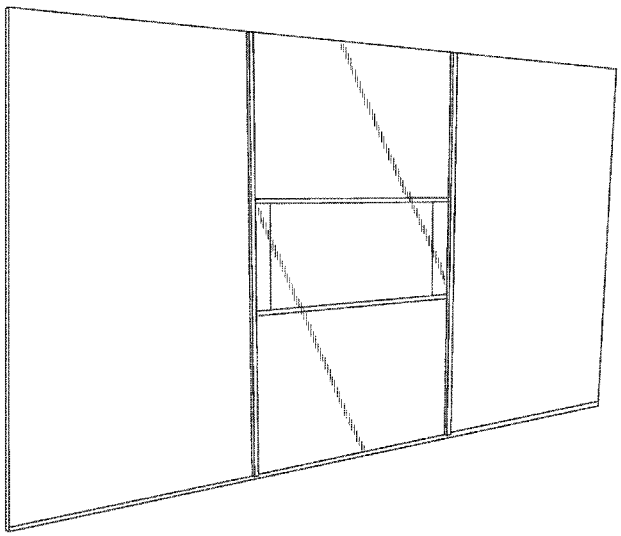

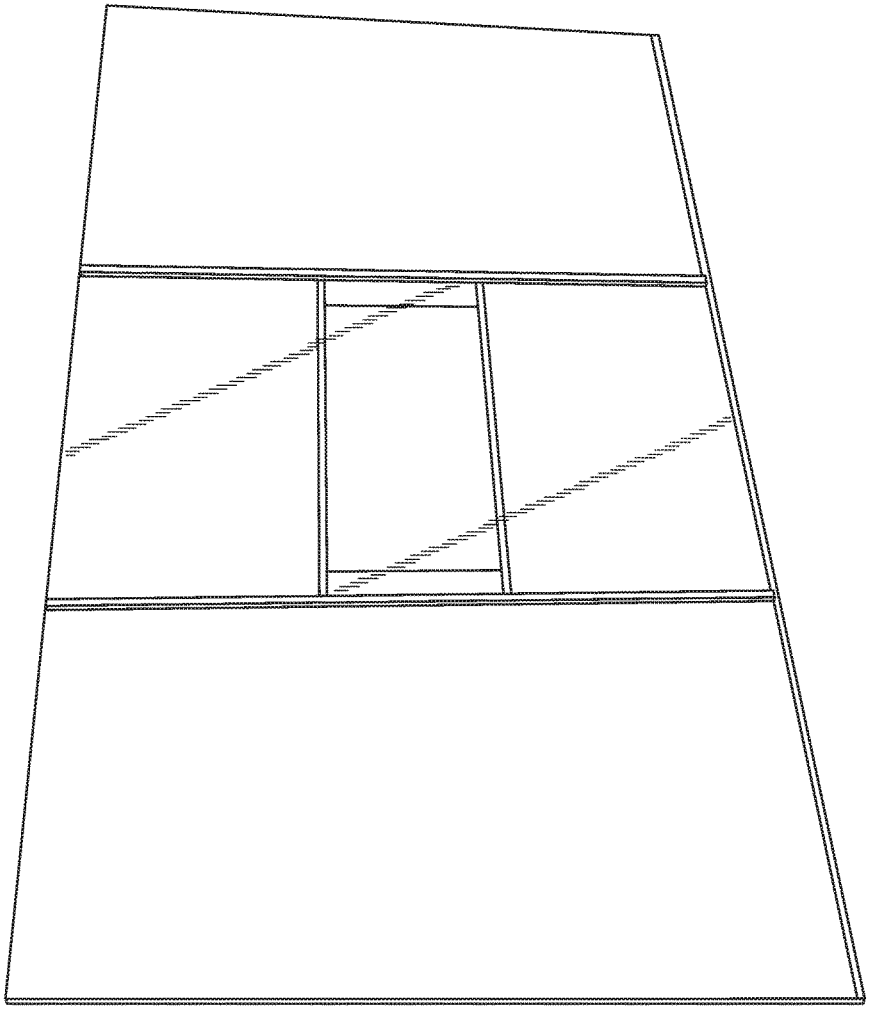

FIG. 1

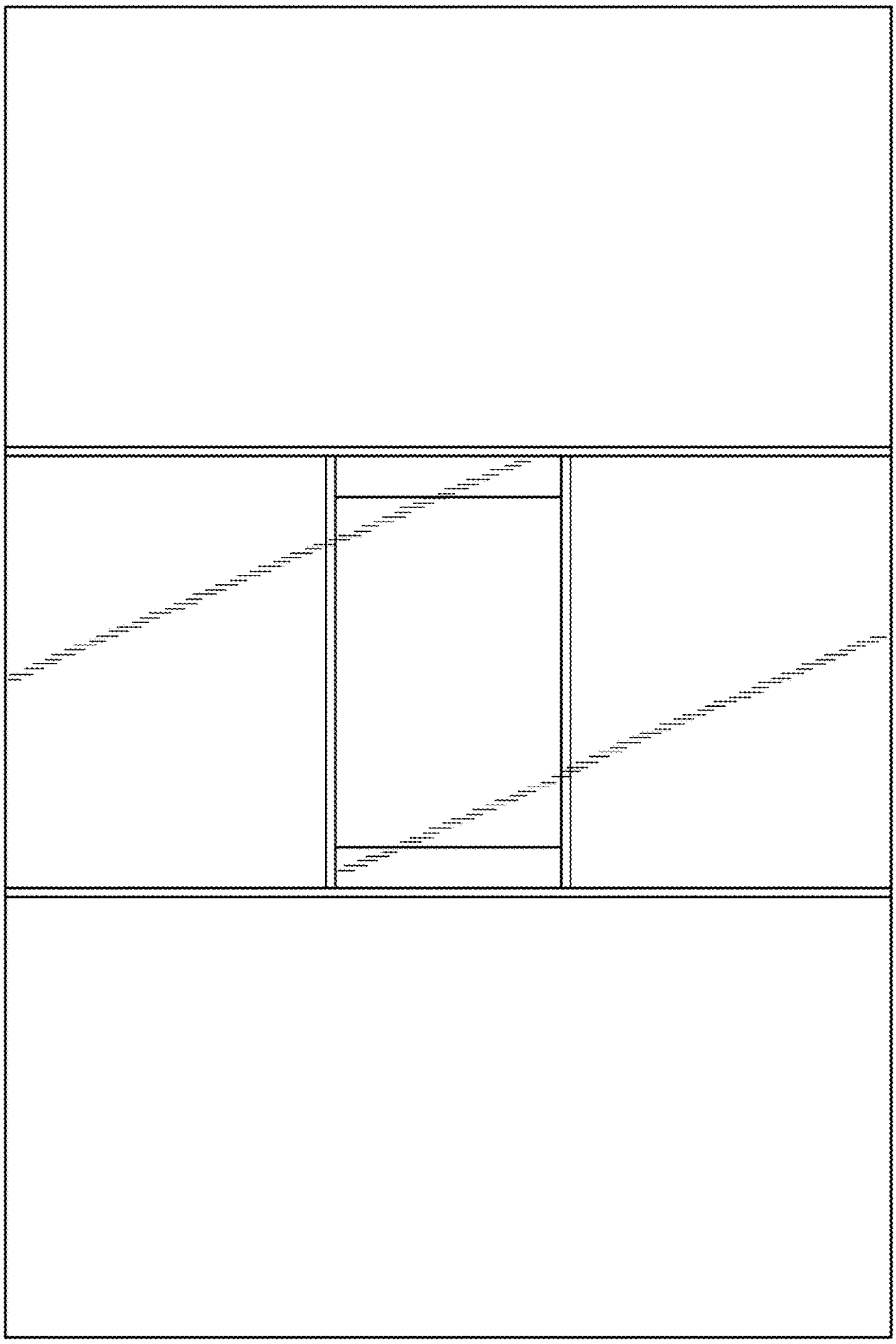

FIG. 2



FIG. 4

FIG. 3