



US00D701435S

(12) **United States Design Patent**
Robles

(10) **Patent No.:** **US D701,435 S**

(45) **Date of Patent:** **** Mar. 25, 2014**

(54) **EGG YOLK EXTRACTOR**

(71) Applicant: **Evrholder Products, LLC**, Anaheim,
CA (US)

(72) Inventor: **Yumiko Robles**, Orange, CA (US)

(73) Assignee: **Evrholder Products, LLC**, Anaheim,
CA (US)

(**) Term: **14 Years**

(21) Appl. No.: **29/448,125**

(22) Filed: **Mar. 9, 2013**

(51) **LOC (10) Cl.** **07-04**

(52) **U.S. Cl.**
USPC **D7/667; D7/628**

(58) **Field of Classification Search**
USPC D7/667, 668, 368, 669, 628; 30/120.1;
99/495-510, 567, 568; 210/532.1

See application file for complete search history.

(56) **References Cited**

U.S. PATENT DOCUMENTS

1,868,336 A *	7/1932	Parsons	210/532.1
4,149,456 A *	4/1979	Gisonni	99/577
5,088,392 A *	2/1992	Ancona et al.	99/499
5,784,953 A *	7/1998	Wang	99/499
2006/0260134 A1 *	11/2006	Kolano et al.	30/120.1

* cited by examiner

Primary Examiner — Terry Wallace

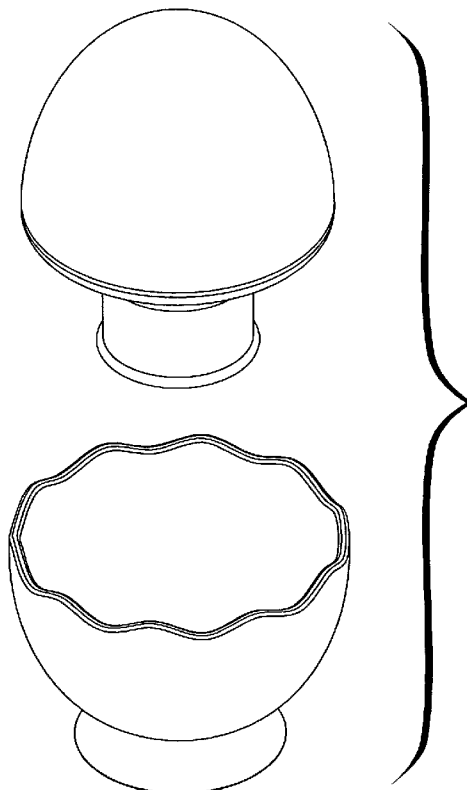
(57) **CLAIM**

The ornamental design for an egg yolk extractor, as shown and described.

DESCRIPTION

FIG. 1 illustrates a front view of the claimed design for an egg yolk extractor;
 FIG. 2 illustrates a top view thereof;
 FIG. 3 illustrates a bottom view thereof;
 FIG. 4 illustrates a left-side view thereof;
 FIG. 5 illustrates a right-side view thereof;
 FIG. 6 illustrates a rear view thereof;
 FIG. 7 illustrates a cross-sectional view thereof, taken along line 7-7 of FIG. 1;
 FIG. 8 illustrates a perspective view thereof; and,
 FIG. 9 illustrates a perspective separated view thereof.

1 Claim, 9 Drawing Sheets



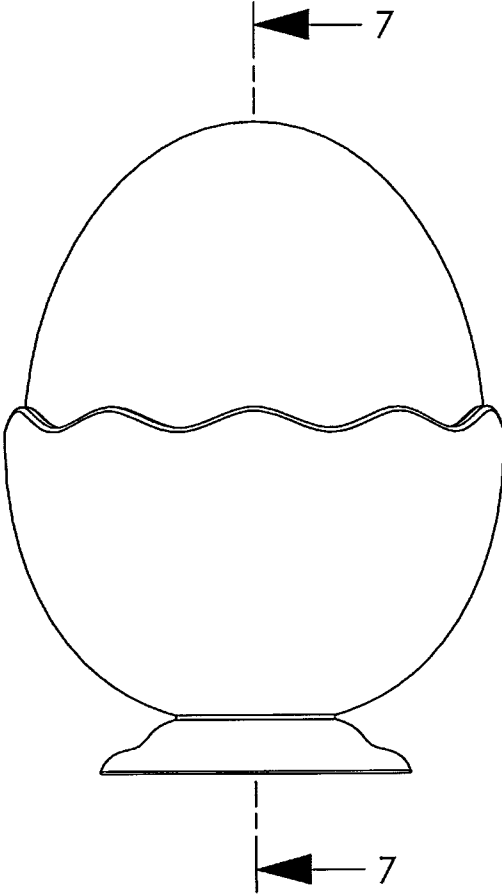


FIG 1

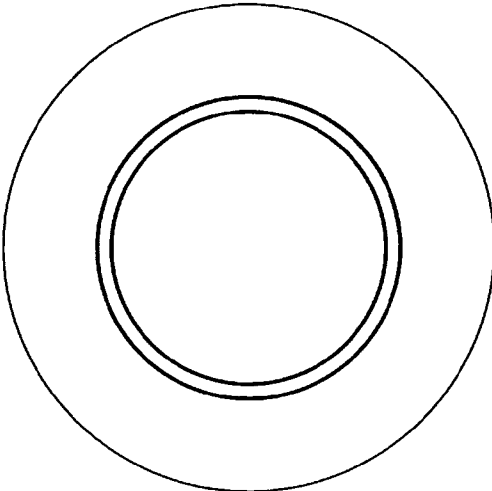


FIG 2




FIG 3

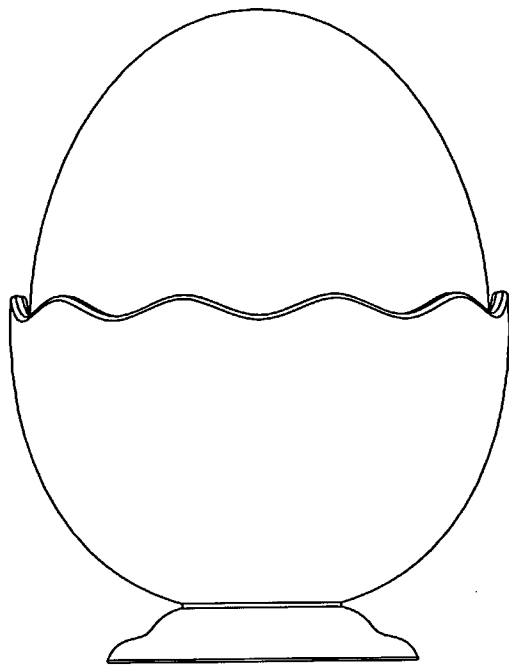


FIG 4

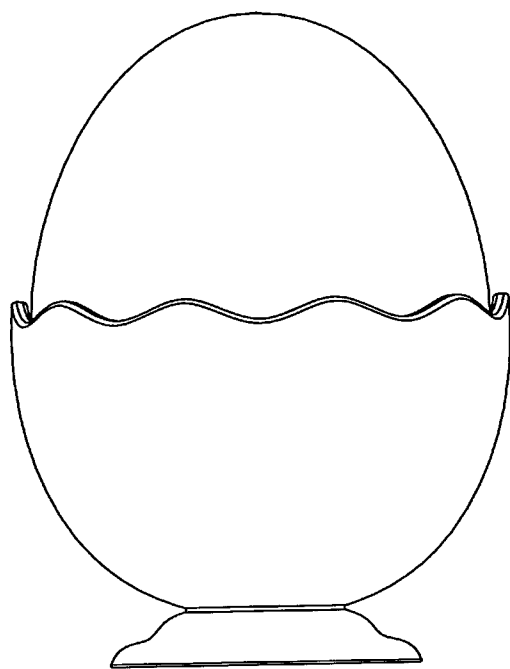


FIG 5

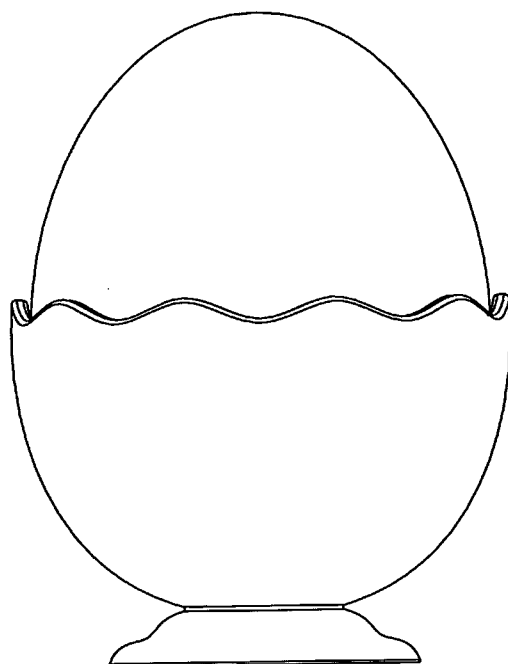


FIG 6

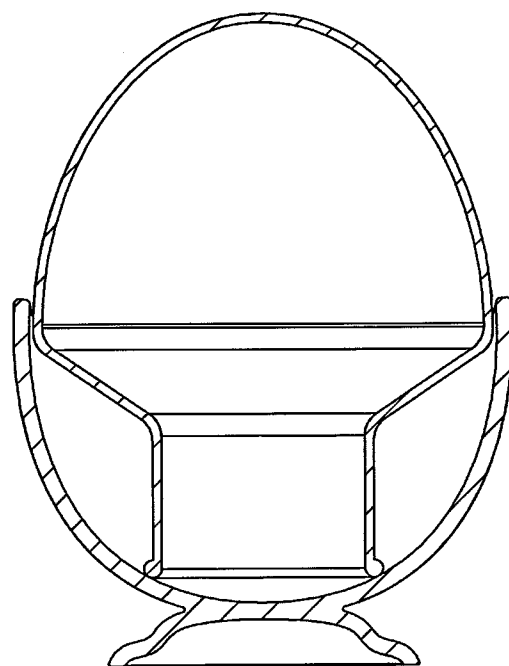


FIG 7

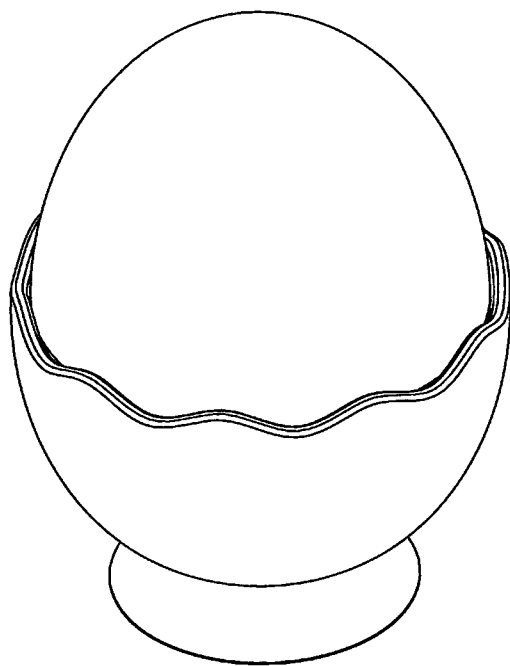


FIG 8

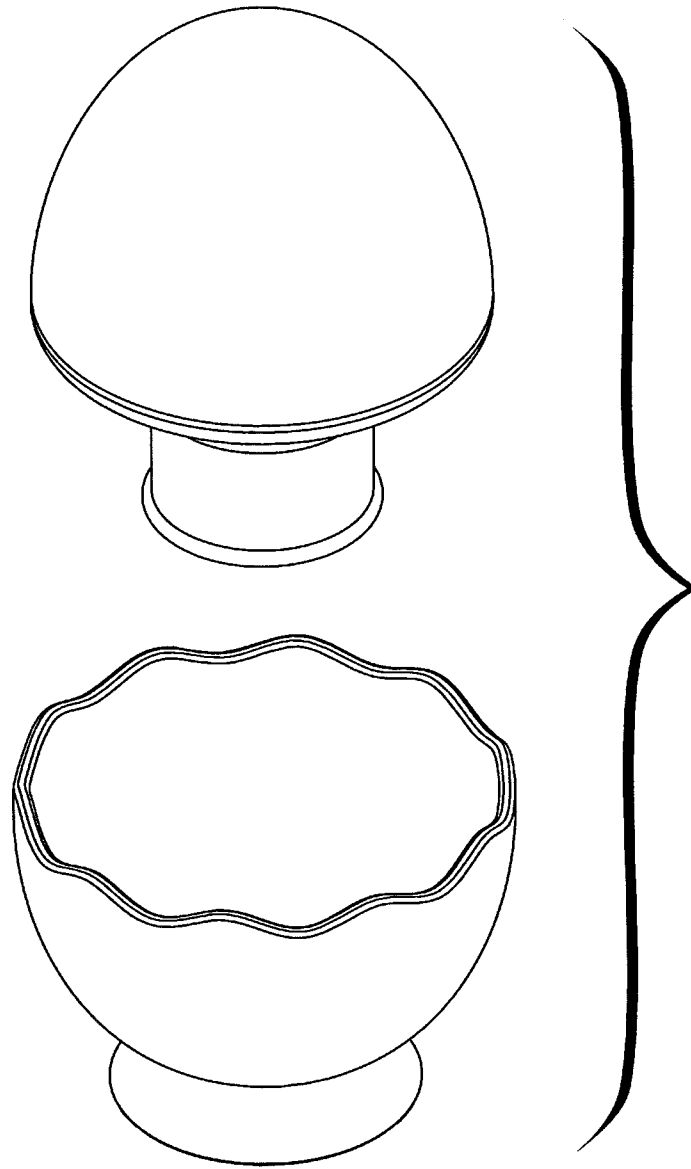


FIG 9