US00D337580S

# United States Patent [19]

Koo

[11] Patent Number: Des. 337,580

[45] Date of Patent: ** Jul. 20, 1993

[54] **TELEVISION RECEIVER**

[75] Inventor: **Kee S. Koo**, Suweon, Rep. of Korea

[73] Assignee: **Samsung Electronics Co., Ltd.**, Suweon, Rep. of Korea

[**] Term: **14 Years**

[21] Appl. No.: **649,801**

[22] Filed: **Feb. 1, 1991**

[30] **Foreign Application Priority Data**

Aug. 3, 1990 [KR] Rep. of Korea ..... 90-11179

[52] **U.S. Cl.** ..... **D14/126**

[58] **Field of Search** ..... D14/113, 124–134; 358/60, 237–239, 254, 255

[56] **References Cited**

U.S. PATENT DOCUMENTS

D. 281,976 12/1985 Menei ..... D14/126
D. 290,359 6/1987 Inoue et al. ..... D14/126
D. 311,530 10/1990 Kurozumi et al. ..... D14/126

OTHER PUBLICATIONS

High Fidelity, Nov. 1988, p. 49, bottom left—Philips model 27-J245SB.
Form 122, p. 56, top of page.

*Primary Examiner*—Theodore M. Shooman
*Attorney, Agent, or Firm*—Horst M. Kasper

[57] **CLAIM**

The ornamental design for a television receiver, as shown.

**DESCRIPTION**

FIG. **1** is a perspective view of a television receiver showing our new design;
FIG. **2** is a top plan view thereof;
FIG. **3** is a front elevational view thereof;
FIG. **4** is a right side elevational view thereof;
FIG. **5** is a bottom plan view thereof;
FIG. **6** is a left side elevational view thereof; and,
FIG. **7** is a rear elevational view thereof.

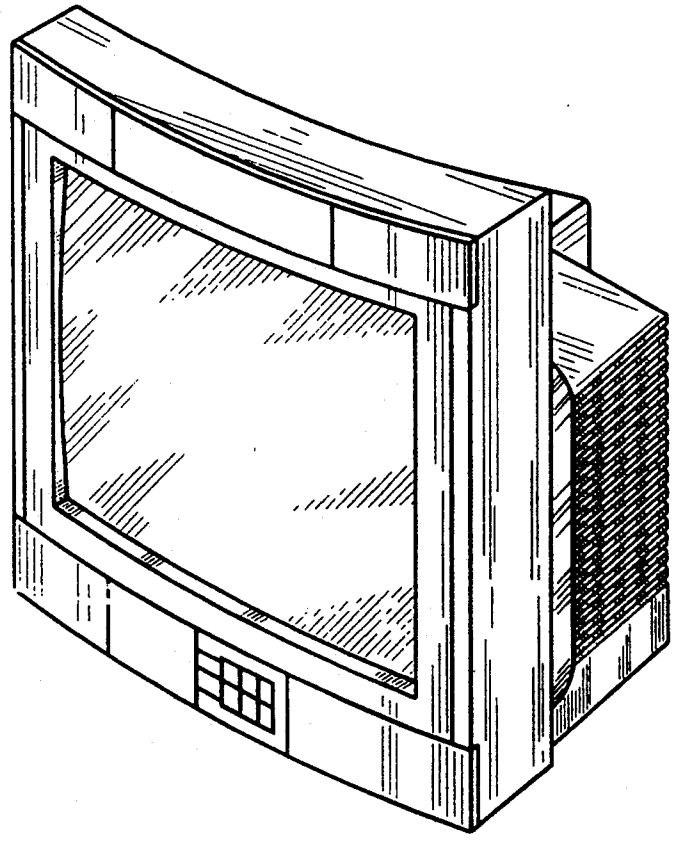

FIG. 1

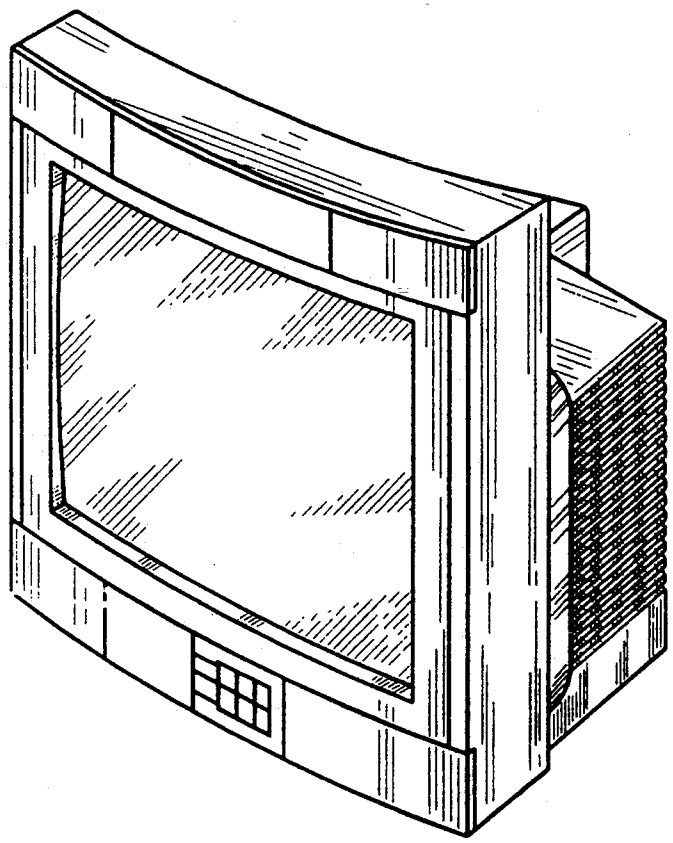

FIG. 2

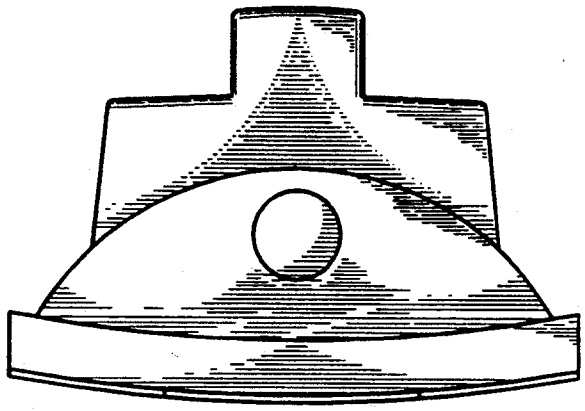

FIG. 3

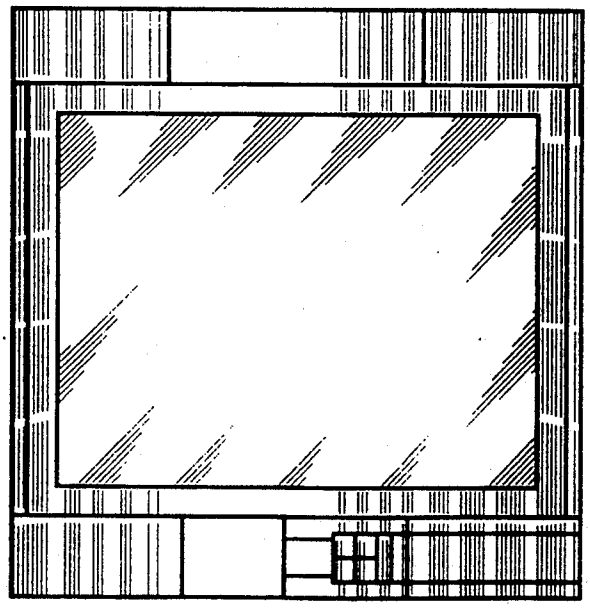

FIG. 4

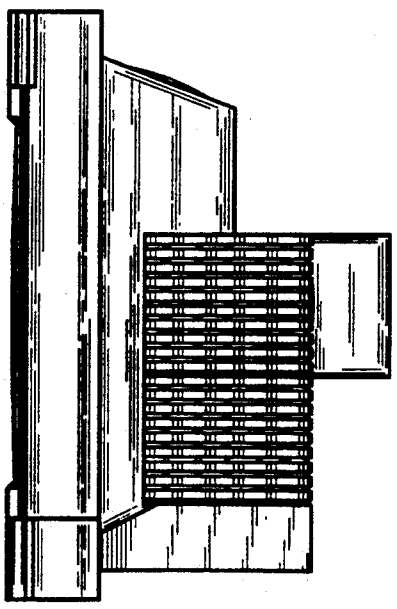

FIG. 5



FIG.6

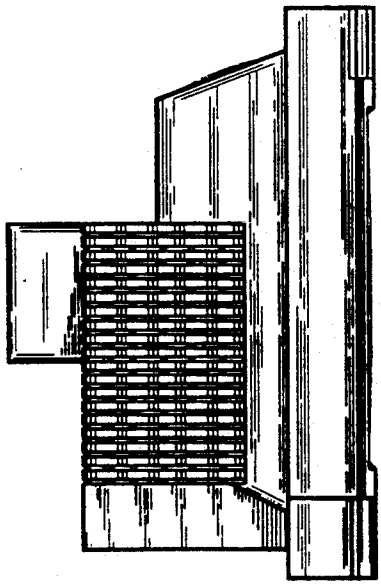

FIG.7

