



US00D371292S

United States Patent [19]

[11] Patent Number: **Des. 371,292**

Baker

[45] Date of Patent: ****Jul. 2, 1996**

[54] **SECURITY BELT ASSEMBLY FOR LOCKABLE CRATES**

Attorney, Agent, or Firm—Harold H. Dutton, Jr.; W. Charles L. Jamison; Diane F. Liebman

[76] Inventor: **Ruel Baker**, 130-24 225 St., Laurelton, N.Y. 11413

[57] **CLAIM**

[**] Term: **14 Years**

The ornamental design for a security belt assembly for lockable crates, as shown and described.

[21] Appl. No.: **41,531**

DESCRIPTION

[22] Filed: **Jul. 17, 1995**

[52] U.S. Cl. **D8/333**

[58] Field of Search D8/330-331, 333, D8/343, 346; 70/14-16, 18, 30, 49; 150/101

FIG. 1 is a perspective view of a security belt assembly for lockable crates showing my new design;

FIG. 2 is an inverted perspective view thereof;

FIG. 3 is an enlarged end elevational view thereof;

FIG. 4 is an enlarged opposite end elevational view thereof;

FIG. 5 is an enlarged front elevational view thereof; and,

FIG. 6 is an enlarged rear elevational view thereof.

The padlock element shown in FIG. 2 has been omitted from the remaining views for clarity of illustration, and the strap portion in FIGS. 5 and 6 has been shown broken-away for clarity of illustration, as well.

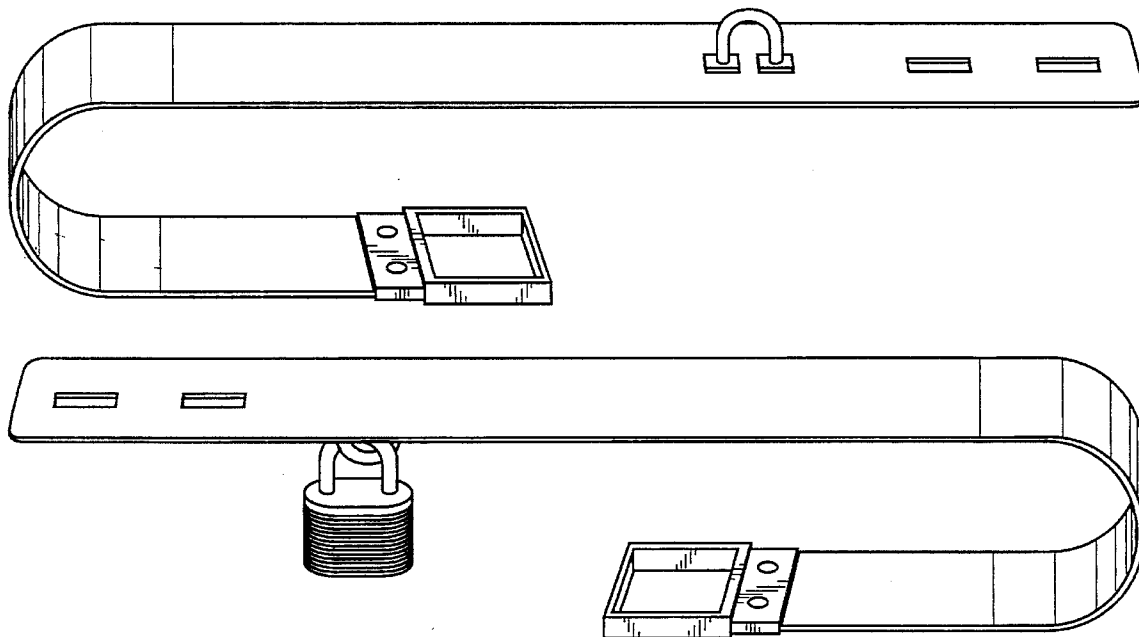
[56] **References Cited**

U.S. PATENT DOCUMENTS

D. 236,581	9/1975	Reisner	D8/333
D. 315,287	3/1991	Lambert	D8/333
1,711,082	4/1928	Brite	70/14 X

Primary Examiner—Brian N. Vinson

1 Claim, 3 Drawing Sheets



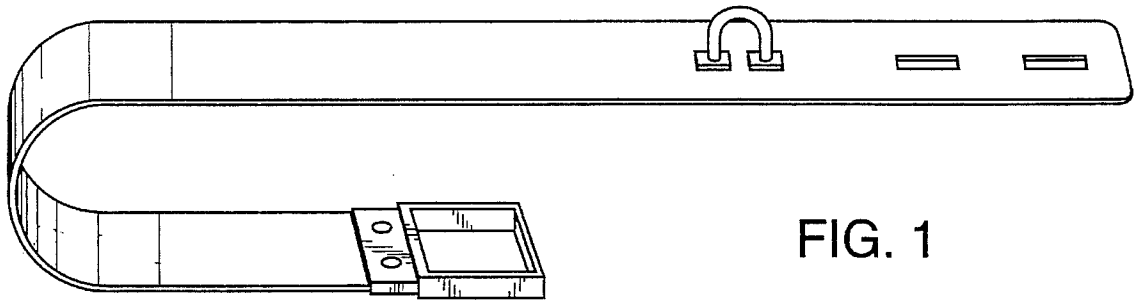


FIG. 1

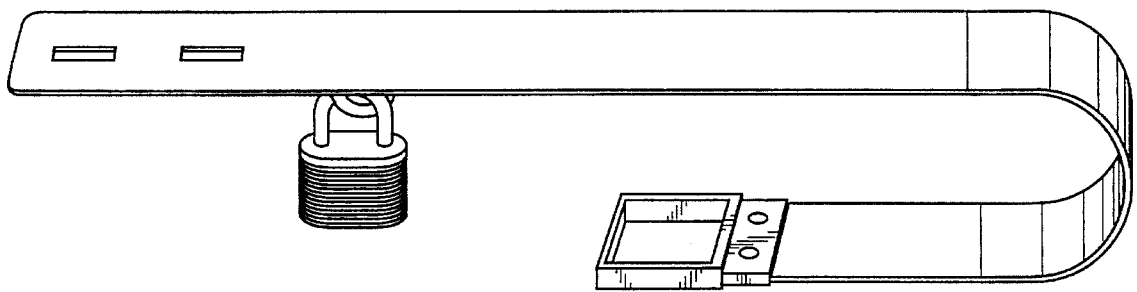


FIG. 2

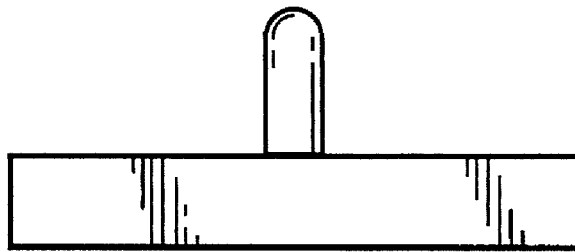
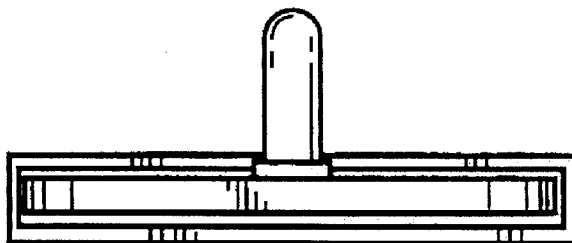


FIG. 3

FIG. 4






FIG. 5



FIG. 6