



US00D495294S1

(12) **United States Design Patent**
Ochi et al.

(10) **Patent No.:** **US D495,294 S**

(45) **Date of Patent:** **** Aug. 31, 2004**

(54) **TIRE SHOULDER REGION**
(75) Inventors: **Naoya Ochi**, Tokyo (JP); **Robert Sanetick**, Uniontown, OH (US); **James G. Guspodin**, Akron, OH (US)

(73) Assignee: **Bridgestone/Firestone North American Tire, LLC**, Nashville, TN (US)

(**) Term: **14 Years**

(21) Appl. No.: **29/193,784**

(22) Filed: **Nov. 13, 2003**

(51) **LOC (7) Cl.** **12-15**

(52) **U.S. Cl.** **D12/604**; D12/605

(58) **Field of Search** D12/531, 579,
D12/588, 594-5, 600-1, 605, 900, 901;
152/209.1, 209.12, 209.16, 209.17, 209.25,
523, 524

(56) **References Cited**

U.S. PATENT DOCUMENTS

D84,441 S	*	6/1931	Reinhardt	D12/604
D205,204 S	*	7/1966	Youngblood	D12/605
D209,892 S	*	1/1968	San Giovanni	D12/605
D212,519 S	*	10/1968	Makris	D12/605
D212,520 S	*	10/1968	Sangiovanni	D12/605
D214,355 S	*	6/1969	Sangiovanni	D12/605

D219,254 S	*	11/1970	San Giovanni	D12/605
D220,603 S	*	4/1971	Fetty	D12/605
D251,188 S	*	2/1979	Pommier	D12/558
5,139,066 A	*	8/1992	Jarman	152/7
D442,128 S		5/2001	Allison		
D447,449 S		9/2001	Guspodin		
D460,409 S	*	7/2002	Weaver et al.	D12/605

* cited by examiner

Primary Examiner—Robert M. Spear

(74) *Attorney, Agent, or Firm*—Michael Sand; Michael R. Huber

(57) **CLAIM**

The ornamental design for a tire shoulder region, as shown and described.

DESCRIPTION

FIG. 1 is a right side perspective view of a shoulder region for a tire showing our new design, it being understood that the shoulder region is repeated throughout the circumference of the tire;

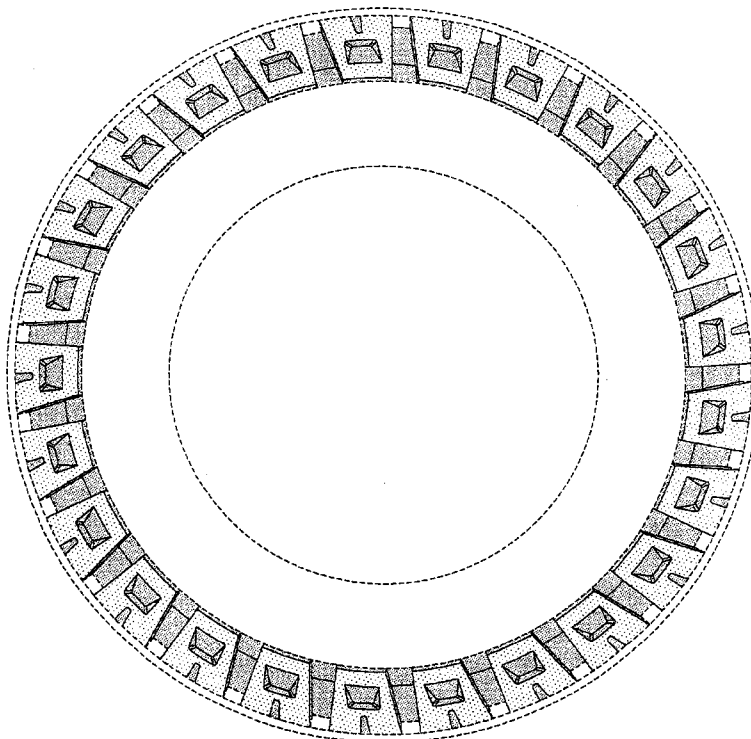
FIG. 2 is a front elevational view thereof;

FIG. 3 is a side elevational view thereof; and,

FIG. 4 is an enlarged fragmentary right side perspective view thereof.

The broken lines in the drawings represent environmental structure only and form no part of the claimed design.

1 Claim, 4 Drawing Sheets



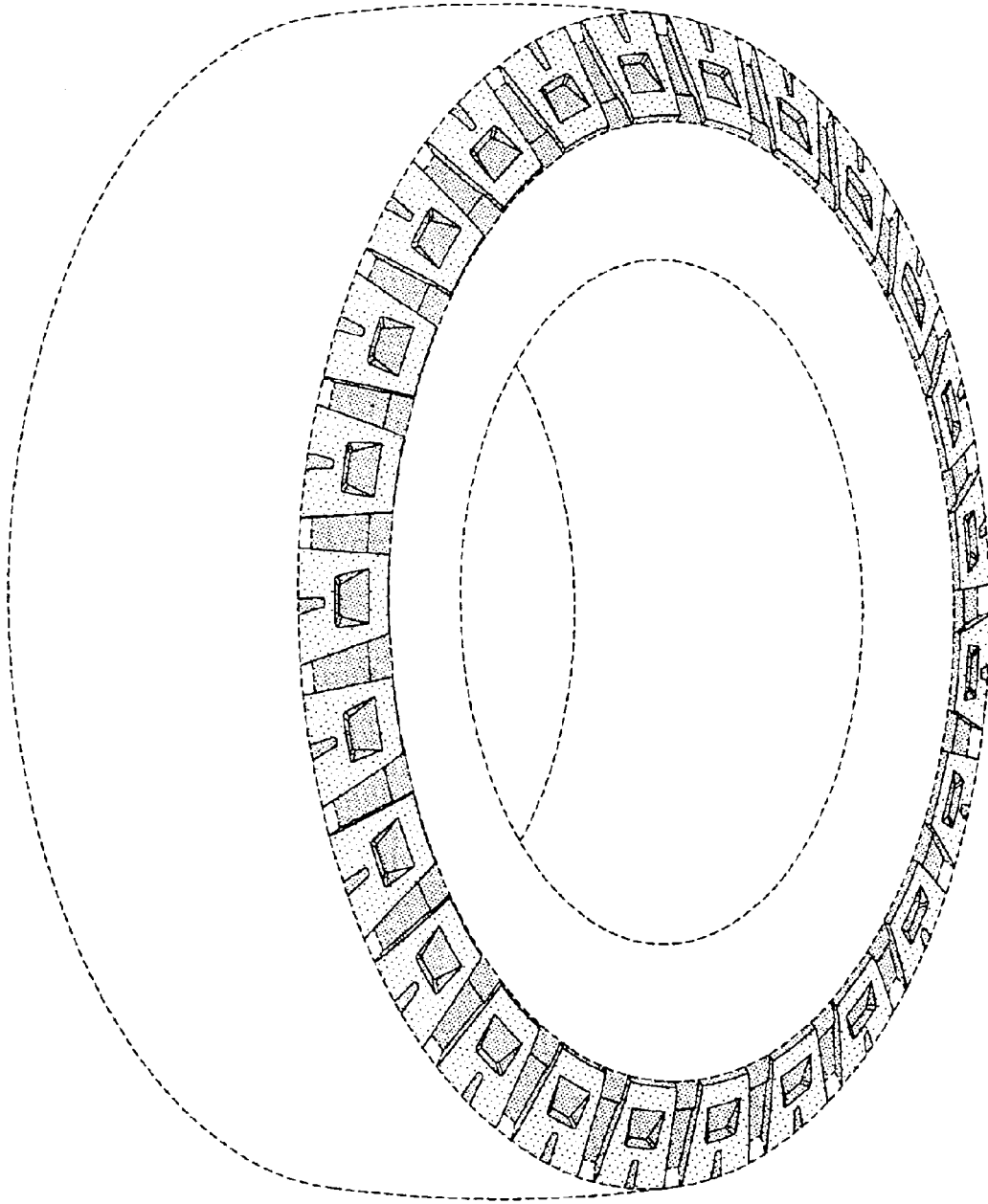


FIG-1

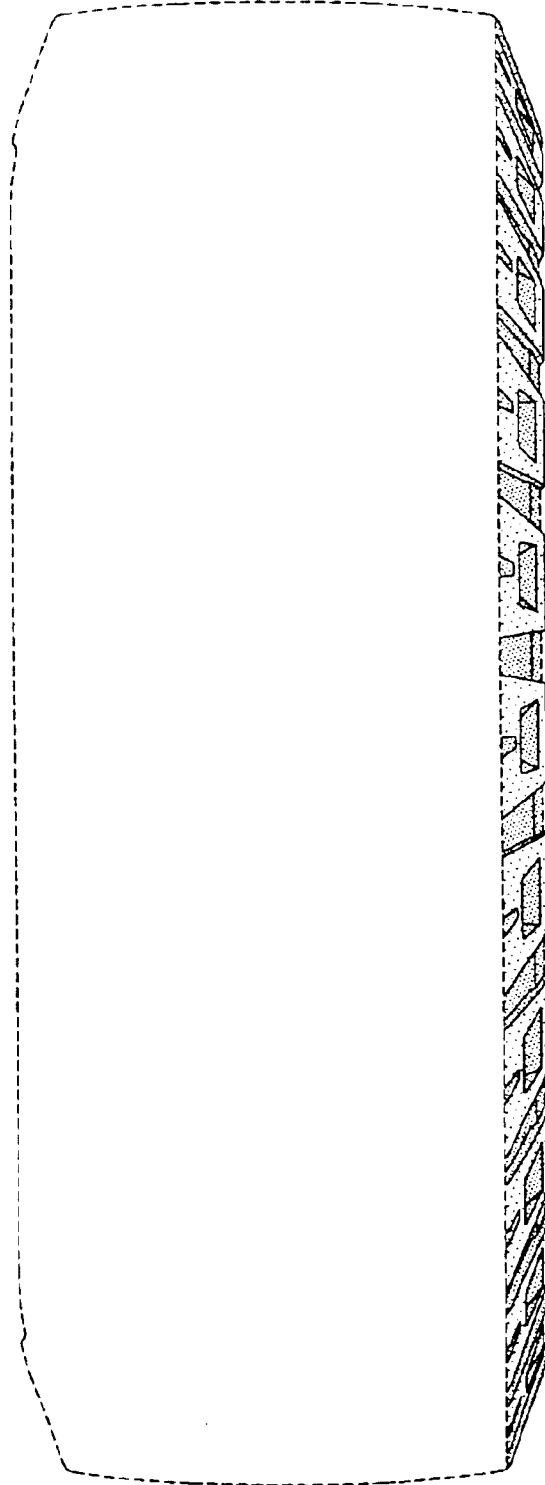


FIG-2

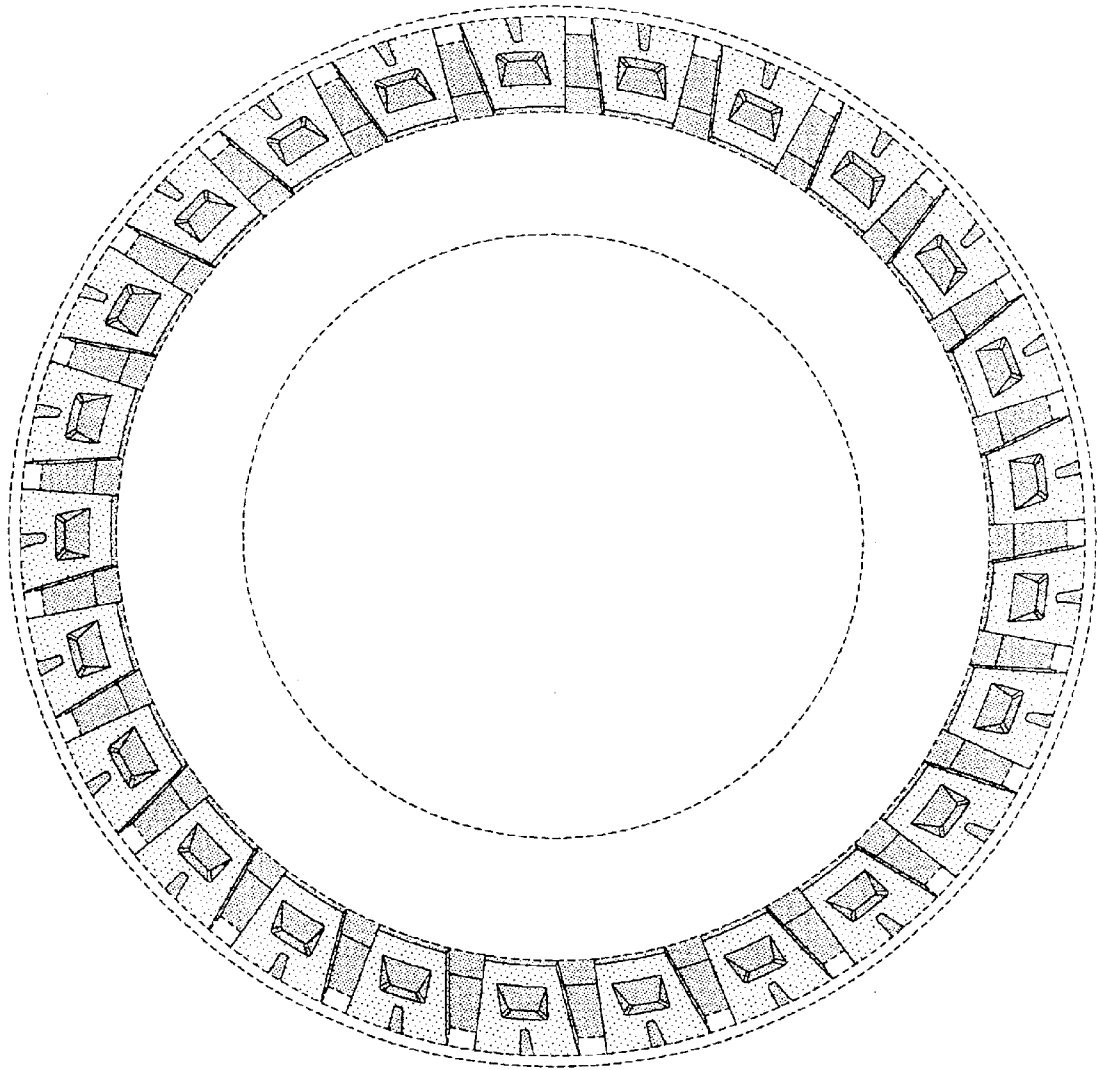


FIG-3

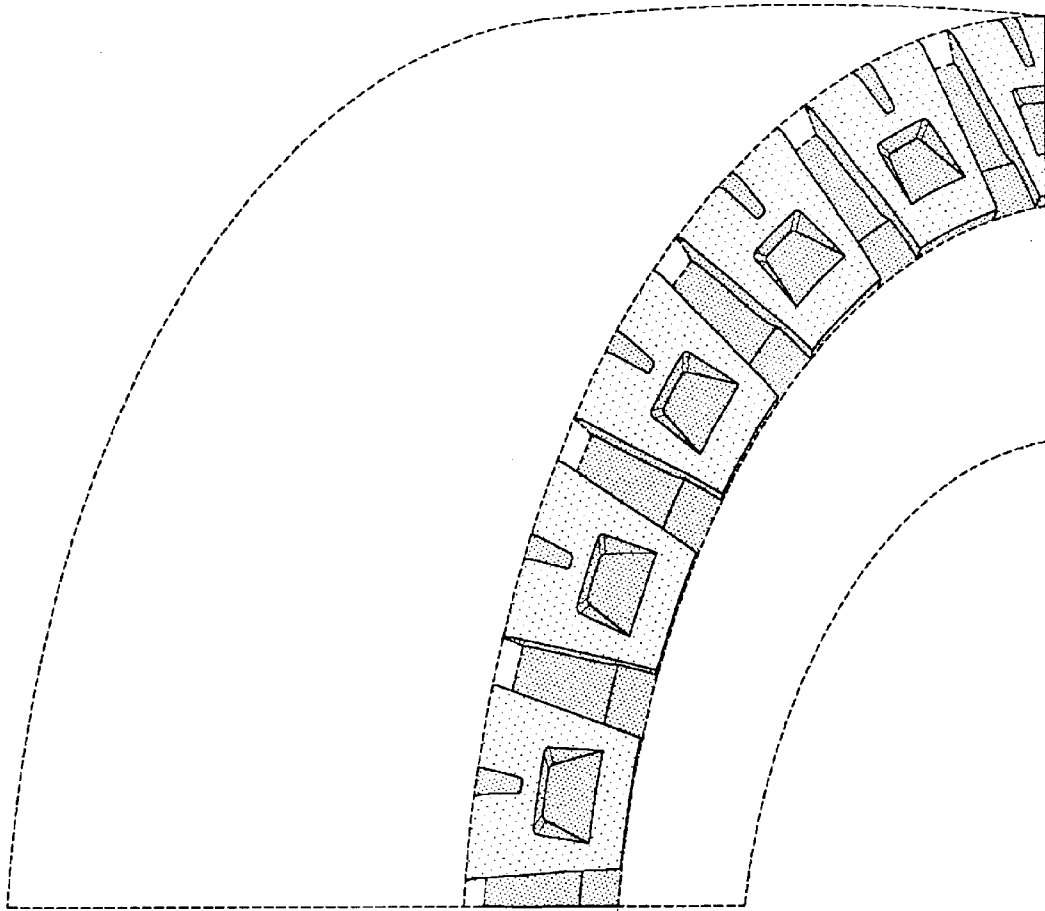


FIG-4