



INTERNATIONAL APPLICATION PUBLISHED UNDER 1

WO 9606587A1

(51) International Patent Classification 6 :

A61F 13/15

A1

(11) International Publication Number:

WO 96/06587

(43) International Publication Date:

7 March 1996 (07.03.96)

(21) International Application Number: PCT/US95/07717

(22) International Filing Date: 26 June 1995 (26.06.95)

(30) Priority Data:
08/268,697 1 September 1994 (01.09.94) US

(71) Applicant: KIMBERLY-CLARK CORPORATION [US/US];
401 North Lake Street, Neenah, WI 54956 (US).

(72) Inventors: COLLIER, Leslie, Warren, IV; 2010 Pearwood
Path, Roswell, GA 30076 (US). YAHIAOUI, Ali; 2003
Harbor Landing, Roswell, GA 30076 (US). JOHNS, Eric,
Mitchell; 215 North Talbot Court, Roswell, GA 30076 (US).
DURRANCE, Debra, Hartley; N9648 Gina Drive, Appleton,
WI 54915 (US).

(74) Agents: WILSON, Patrick, W. et al.; Kimberly-Clark Corpora-
tion, 401 North Lake Street, Neenah, WI 54956 (US).

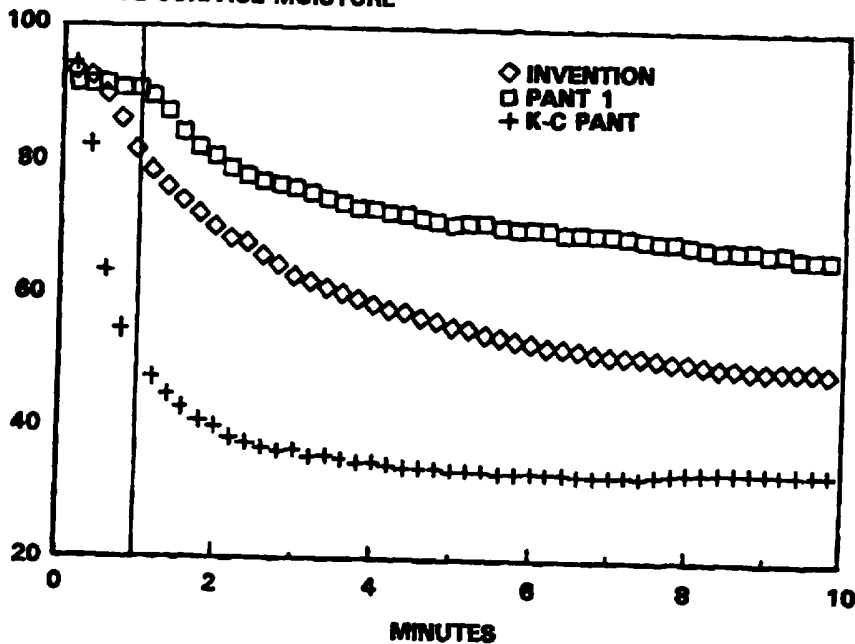
(81) Designated States: AM, AT, AU, BB, BG, BR, BY, CA, CH,
CN, CZ, DE, DK, EE, ES, FI, GB, GE, HU, JP, KE, KG,
KP, KR, KZ, LK, LR, LT, LU, LV, MD, MG, MN, MW,
MX, NO, NZ, PL, PT, RO, RU, SD, SE, SI, SK, TJ, TT,
UA, UZ, VN, European patent (AT, BE, CH, DE, DK, ES,
FR, GB, GR, IE, IT, LU, MC, NL, PT, SE), OAPI patent
(BF, BJ, CF, CG, CI, CM, GA, GN, ML, MR, NE, SN, TD,
TG), ARIPO patent (KE, MW, SD, SZ, UG).

Published

With international search report.

(54) Title: WET LINER FOR CHILD TOILET TRAINING AID

% RELATIVE SURFACE MOISTURE



(57) Abstract

Disclosed herein a personal care absorbent product which when first insulted, has a high initial surface moisture value which is maintained for several minutes but then, after a short period of time, drops to a lower value. As a result, the product has an initial "wet" feel but quickly changes to a drier feel so as to provide more comfort.

FOR THE PURPOSES OF INFORMATION ONLY

Codes used to identify States party to the PCT on the front pages of pamphlets publishing international applications under the PCT.

AT	Austria	GB	United Kingdom	MR	Mauritania
AU	Australia	GE	Georgia	MW	Malawi
BB	Barbados	GN	Guinea	NE	Niger
BE	Belgium	GR	Greece	NL	Netherlands
BF	Burkina Faso	HU	Hungary	NO	Norway
BG	Bulgaria	IE	Ireland	NZ	New Zealand
BJ	Benin	IT	Italy	PL	Poland
BR	Brazil	JP	Japan	PT	Portugal
BY	Belarus	KE	Kenya	RO	Romania
CA	Canada	KG	Kyrgystan	RU	Russian Federation
CF	Central African Republic	KP	Democratic People's Republic of Korea	SD	Sudan
CG	Congo	KR	Republic of Korea	SE	Sweden
CH	Switzerland	KZ	Kazakhstan	SI	Slovenia
CI	Côte d'Ivoire	LI	Liechtenstein	SK	Slovakia
CM	Cameroon	LK	Sri Lanka	SN	Senegal
CN	China	LU	Luxembourg	TD	Chad
CS	Czechoslovakia	LV	Latvia	TG	Togo
CZ	Czech Republic	MC	Monaco	TJ	Tajikistan
DE	Germany	MD	Republic of Moldova	TT	Trinidad and Tobago
DK	Denmark	MG	Madagascar	UA	Ukraine
ES	Spain	ML	Mali	US	United States of America
FI	Finland	MN	Mongolia	UZ	Uzbekistan
FR	France			VN	Viet Nam
GA	Gabon				

WET LINER FOR CHILD TOILET TRAINING AID

FIELD OF THE INVENTION

5

The present invention is directed to liner materials for personal care absorbent articles. More specifically, the present invention is directed to a fibrous nonwoven web liner material which has an initial wet feel to indicate to the user that an insult has occurred and then, with a passage of time, the liner material provides a drier and more comfortable feel.

10

BACKGROUND OF THE INVENTION

15

A major objective in the development of personal care absorbent products over the last decade has been the creation of liner materials which provide a clean and dry feel. Most personal care absorbent products including diapers, training pants, incontinence devices, sanitary napkins, bandages and the like employ a liner or body facing material which is adapted to be placed adjacent to the wearer's skin. Using diapers as an example, originally diapers were very wet to the touch once they had been insulted due to the inability of the diaper to channel fluids away from the wearer's skin to areas in the interior of the diaper where the liquid could be bound up and retained. As diaper and other personal care product designs have advanced, such products are increasingly more effective at channeling fluids away from the wearer's skin and thereby creating a much drier feel. This has a number of benefits including, but not limited to, skin wellness, especially with diaper rash, and improved comfort to the wearer.

20

25

30

In the area of diapers, one of the most recent advances has been the creation of training pants which are a cross or bridge between diapers and underwear for children. The purpose of the training pants is to provide a transitional garment during the toilet training stage of a child's

35

development. It may be desirable if such devices as diapers, training pants and incontinence garments would initially, upon insult, feel wet or damp so as to alert the wearer and temporarily remind them of the fact that an insult has taken place. For a number of reasons, once the insult has taken place, it may not be practical or possible to change the soiled product. As a result, the wearer may have to wear the soiled product for some length of time. Consequently, once the initial signal of an accident has been given to the wearer, it would be desirable if the liner material would then revert to as dry a feeling as was possible so as to provide comfort to the wearer until such time as the product could be changed. There is therefore a need for a personal care absorbent article which has a liner material which will initially provide a "wet" feel to the wearer to indicate that an insult has taken place but which over time will provide the wearer with as dry a feel as is practically possible. The present invention is directed to such a liner material.

20 SUMMARY OF THE INVENTION

The present invention is directed to a personal care absorbent article with a wet liner which upon initial insult has a high relative surface moisture but then, within a short period of time, the relative surface moisture drops to a lower value so that long term the overall product should have a more comfortable feel. The personal care absorbent article includes a liquid permeable body side liner, an outer cover and an absorbent core disposed between the body side liner and the outer cover to form the article. The body side liner is made from a fibrous nonwoven web wherein the web includes a wetness indicator treatment which may comprise a mixture of sorbitan monooleate and polyethoxylated hydrogenated castor oil. It is desirable that the wetness indicator treatment be present on the web in an add-on of from 1 to 5 percent by weight based upon the total weight of the web. The resultant article has a relative surface moisture value of 60 percent

or greater at approximately one minute after insult and a relative surface moisture value of 55 percent or less at approximately ten minutes. More preferably, the relative surface moisture value at one minute is 75 percent or greater.

5 In a more refined embodiment, the body side liner comprises a fibrous polyolefin nonwoven web having a basis weight ranging between about 0.5 and about 0.85 ounces per square yard. The outer cover may comprise a layer of polyolefin film attached to a layer of fibrous nonwoven web
10 and the absorbent core may contain at least about 20 percent by weight superabsorbent based upon the total weight of the absorbent core. The personal care absorbent article of the present invention has a wide variety of applications including, but not limited to, use in the form of a training
15 pant, diaper or incontinence garment.

BRIEF DESCRIPTION OF THE DRAWINGS

20 Figure 1 is a partial cut-away top plan view of a personal care absorbent product, in this case, a training pant according to the present invention.

Figure 2 is a graph showing relative surface moisture values over time for several personal care absorbent products including the present invention.

25

DETAILED DESCRIPTION OF THE INVENTION

The present invention is directed to a personal care absorbent product with a wet liner for use as a child toilet training aid. The liner material of the present invention
30 also can be used in other products and applications where a material is needed which when first insulted feels wet to the touch but, in a short period of time, again feels dry. Consequently, another use would be as a liner material for
35 other personal care absorbent products including, but not limited to, diapers and incontinence garments.

Personal care absorbent products include such items as
diapers, training pants, sanitary napkins, incontinence
garments, bandages and the like. Referring to Figure 1, in
their most basic design all such products 10 typically include
5 a body side liner 12, an outer cover 14, and an absorbent core
16 disposed between the body side liner 12 and the outer core
14. Generally, the body side liner and the outer cover are
sealed to one another about their peripheries so as to
encapsulate the absorbent core and thus make it possible to
10 entrap and retain any fluids contained within the absorbent
core.

The wet body side liner 12 of the present invention
comprises a web of material which is made from a plurality of
fibers which are woven or nonwoven. Fibrous nonwoven webs
15 have traditionally been found to work particularly well as the
web material for the present invention. Examples of such webs
includes, but are not limited to, spunbond webs, meltblown
webs, bonded carded webs, air laid webs, wet laid webs,
solution spun webs and generally any fibrous nonwoven web
20 which has sufficient strength to be used as a liner for
personal care absorbent products.

The fibers themselves can be any type of fiber, such as
a short staple fiber or longer, more continuous fibers, as are
found, for example, in meltblown and spunbond webs. The
25 fibers can be natural or synthetic. Polyolefins, polyesters,
cellulosics, polyacetates, and polyacrylate thermoplastics
are some examples of polymers from which the fibers can be
formed. In addition, it is possible to make fibers from
homopolymers, copolymers, and blends of such polymers. It is
30 also possible to form fibrous webs and/or blends of both
synthetic fibers and natural fibers. Furthermore, the fibers
may be hydrophilic or hydrophobic by nature or they may be
treated to be such.

The fibers themselves may have a variety of cross-
35 sectional constructions including, but not limited to, solid,
hollow, round, or irregular shapes such as bilobal, trilobal,
and "x-shaped." The fibers also may be multiconstituent

fibers. For example, biconstituent and bicomponent fibers work particularly well for bonding the fibrous web together. This is because such fibers typically have a lower melting point component which is used for heat bonding and a higher
5 melting component which adds strength and resiliency to the fibers. Generally, the fibers will have diameters which range between about 15 and 22 microns.

In order to provide sufficient in-use-strength, the fibrous web will most typically require additional bonding.
10 Fibrous woven webs oftentimes have sufficient strength due to the weaving pattern used to form the web. Nonwoven webs, on the other hand, even with carding, have a relatively random fiber pattern or orientation. Consequently, such webs may require additional levels of fiber entanglement or bonding,
15 collectively referred to as "bonding." Examples of bonding methods or techniques include, but are not limited to, hydroentangling, needling, stitching, heat bonding, adhesive bonding, and ultrasonic bonding. When the fibers forming all or a portion of the web are thermoplastic in nature, heat and
20 ultrasonic bonding have been found to work particularly well. When bicomponent fibers are being used and/or a more lofty web is desired, through air bonding works well. When higher strengths are required, point bonding works well. Point bonding can be accomplished using, for example, ultrasonic
25 bonding equipment or heated and patterned bonding rolls.

Once the web/liner has been formed, it is treated with a wetness indicator treatment which at least partially surrounds the exterior surfaces of the fibers to provide the web/liner with a wetness indicator. Conventional liner
30 materials, such as surfactant treated polypropylene nonwoven webs, take in fluids very quickly and rapidly transfer the fluids to the underlying absorbent core. As a result, within a very short time, the liner feels dry to the user. By using a wetness indicator treatment, the relative surface moisture
35 can be maintained at a higher level for a longer period of time. This is accomplished by way of the present invention. As is shown by the test data below, when plotting wetness

versus time, current surfactant treated liners when wetted have an initial wetness, but this level of wetness drops off quickly with time. With the coating and liners of the present invention, higher wetness values are extended over a longer
5 initial period of time while still having the liner ultimately return to an acceptable level of dryness in a reasonable period of time.

To accomplish the above-described effect, the fibers of the liner material are treated with a wetness indicator
10 treatment comprising a mixture of sorbitan monooleate and polyethoxylated hydrogenated castor oil. Desirably, the coating is applied as an aqueous dispersion such that the treated portion of the liner has from about 1 to about 5 percent of the coating by weight, based upon the total weight
15 of the treated portion of the liner. Such a coating material is available from ICI Americas Inc. of Wilmington, Delaware and is designated Ahcovel® Base N-62 (G-1962) liquid nonionic textile softener. Ahcovel® Base N-62 is a concentrate which may be diluted to form fluid, high-solids aqueous dispersions.
20 It is a blend of sorbitan monooleate (HLB of 4.3) and polyethoxylated hydrogenated castor oil (HLB of 10.8). Its specific gravity at 77°F (25°C) is approximately 1.10 and its viscosity at 25°C is approximately 850 centipoise.

The outer cover of the present invention has the purpose
25 of retaining any exudated body fluids or other liquids within the absorbent core of the personal care absorbent product. Plastic films and/or nonwovens and/or film/nonwoven laminates can be used to form the outer covers. Thermoplastic polymers including, but not limited to, polyolefins have been found to
30 work particularly well as the forming material for both film and nonwoven outer covers. If desired, the outer cover may be made breathable through the use of breathable plastic films and/or through the use of aperturing.

The absorbent core which is disposed between the body
35 side liner and the outer cover is used to absorb the main portion of the body fluids or other liquid delivered to it through the body side liner. Any of the currently available

absorbent materials may be used to form the absorbent core. Examples of such materials include, but are not limited to, natural and synthetic wood pulp fluff fibers, hydrophilic thermoplastic fibers and superabsorbents.

5 Superabsorbents are water-swellaable, water-soluble organic or inorganic materials capable, under the most favorable conditions, of absorbing at least about 20 times their weight and, more desirably, at least about 30 times their weight in an aqueous solution containing 0.9 weight
10 percent sodium chloride. Organic materials suitable for use as superabsorbent materials in conjunction with the present invention can include natural materials such as agar, pectin, guar gum, and the like; as well as synthetic materials, such as synthetic hydrogel polymers. Such hydrogel polymers
15 include, for example, alkali metal salts of polyacrylic acids, polyacrylamides, polyvinyl alcohol, ethylene maleic anhydride copolymers, polyvinyl ethers, methyl cellulose, carboxymethyl cellulose, hydroxypropylcellulose; and polymers and copolymers of vinyl sulfonic acid, polyacrylates, polyacrylamides,
20 polyvinylpyrrolidone, and the like. Other suitable polymers include hydrolyzed acrylonitrile grafted starch, acrylic acid grafted starch, and isobutylene maleic anhydride polymers and mixtures thereof. The hydrogel polymers are preferably lightly crosslinked to render the materials substantially
25 water insoluble. Crosslinking may, for example, be accomplished by irradiation or by covalent, ionic, van der Waals, or hydrogen bonding. The superabsorbent materials may be in any form suitable for use in absorbent composites including particles, fibers, flakes, spheres, and the like.
30 Such superabsorbents are usually available in particle sizes ranging from about 20 to about 1000 microns. The absorbent core 16 can contain from 0 to 100 percent superabsorbent by weight based upon the total weight of the absorbent core.

35 Depending upon the design of the particular personal care absorbent product, other components also may be included. For example, referring again to Figure 1, if the personal care absorbent product 10 is a training pant, it also may include

elastic side panels 18. The product also may include (not shown) such things fluid containment flaps, fastening devices and other layers of liquid transfer or retention material.

Having thus described the invention in detail, several
5 samples of the present invention were prepared and tested for their relative surface moisture in accordance with the test procedure set forth below.

10

TEST METHODS

RELATIVE SURFACE MOISTURE TEST

The relative surface moisture in the liner and overall
15 product was calculated from measurements made using a Surface Dryness Measuring Equipment apparatus manufactured by Hoechst Atkiengesellschaft of West Germany. A detailed description of this type of equipment and its operation can be found in U.S. Patent Number 4,924,084 to Lask et al. which is
20 incorporated herein by reference in its entirety. The equipment for this apparatus included a Strip chart recorder from the Linear Instrument Corporation of Reno, Nevada (Model 1201). The chart recorder recorded moisture readings from an optical light sensor which in turn was connected to a DC power
25 source. Prior to the conductance of testing, the equipment was turned on and allowed to warm up for a minimum of 45 minutes.

To test each sample, each sample was placed on top of a
30 plexiglass plate approximately the same size as that of the sample. In order to normalize the moisture values for each sample, a dry reading and a wet reading were both obtained in addition to the actual wetness curve which was generated over a preselected time interval which in this case was 10 minutes.

To obtain a dry reading and thus a lower limit on the
35 graph, the sensor was placed over the top of the sample with the longitudinal axis of the sensor being perpendicular to the longitudinal axis of the sample and with the ends of the

optical light sensor extending equidistant over both side edges of the sample. The sample was positioned with the liner side adjacent the light sensor and the back sheet facing the plexiglass support. The chart pen was then activated by
5 switching the recorder from stand-by to record and the pen was then zeroed over the 20 grid mark location and the recorder was then returned to stand-by and the detector was removed from the sample.

Next a stainless steel ring having a 6 centimeter inner
10 diameter, a height of 4 centimeters and a weight of approximately 326 grams was centered over the longitudinal and transverse center of the sample in the same location as the dry reading was taken. Into the center of the steel ring there was poured 80 milliliters of certified blood bank saline
15 (Catalogue No. B3158-1) from the Baxter Healthcare Corporation, Scientific Products Division, McGaw Park, Illinois. The saline solution was a stabilized isotonic 0.9% saline solution containing no preservatives. The saline solution was at ambient temperature (72 to 74°F) (22 to 23°C).
20 The 80 milliliters of saline solution was quickly poured into the ring and thus onto the liner side of the absorbent sample. Immediately after the saline solution was absorbed below the surface of the liner (no excess liquid standing on the liner), the stainless steel ring was removed and the optical light
25 sensor was immediately placed on top of the sample in the same manner as described before and the chart recorder was switched from stand-by to record. The recorder was adjusted to a chart speed of 1 centimeter per minute and the test was allowed to run for a total of ten minutes. At the end of the ten minute
30 interval, the chart pen was lifted and the chart was turned off by switching the chart to stand-by. Next, the ring was placed back on top of the sample in the same location as before and the sample was totally saturated by pouring an additional quantity of saline solution generally in an amount
35 of about 100 milliliters so as to completely saturate the absorbent core. The amount of liquid in the pad after the second insult should be enough such that the weight of the

sensor causes slight flow back of the liquid to the surface. The ring was then removed and the optical light sensor, whose optical sensing portion had been wiped free of any excess saline solution from the previous measurement, was placed in the same location on top of the sample in the same manner as described above. The chart was again switched from stand-by to record and the chart was either momentarily activated or the chart paper was moved back and forth so as to achieve a mark or location on the grid paper representing the total saturation measurement for the sample. Having done this, each sample then has a zero or dry value (V_D), a total saturation value (V_S) and a time dependent curve extending from the point of absorption of the initial 80 milliliters of saline solution to a point ten minutes later.

Following the collection of this data, the relative surface moisture values were calculated using the following equation:

$$\text{relative surface moisture (\%)} = \frac{V_T - V_D}{V_S - V_D} \times 100 = V_R$$

where:

V_T is the value on the curve at a given time.
 V_D is the value on the curve when the sample is dry. V_D equaled 20 for all examples tested.
 V_S is the value on the curve when the sample is saturated.

EXAMPLES

To demonstrate the present invention, a training pant was made according to the present invention and it was tested against a currently available Kimberly-Clark Huggies® Pull-ups® training pant (size 2) and a Procter and Gamble Pampers® Trainers® training pant for percent moisture at one and ten minutes using the test outlined above.

The Pampers® Trainers® training pant had a body side liner believed to contain rayon staple fibers, an absorbent core which contained superabsorbent, an outer cover and elastic side panels.

5 The currently available Kimberly-Clark Huggies® Pull-Ups® training pants had an outer cover including an interior layer of 0.7 mil (18 microns) thick polypropylene film adhesively laminated to an exterior layer of 0.8 ounce per square yard (27 grams per square meter (gsm)) polypropylene
10 spunbond web. The body side liner was a 0.75 ounce per square yard (25.4 gsm) polypropylene spunbond web having an average fiber size of three denier.

The body side liner was treated with 0.3 percent by weight, based upon the total weight of the liner, Triton X-
15 102 surfactant which at least partially coated the spunbond fibers. Triton X-102 surfactant is a octylphenoxypolyethoxyethanol nonionic surfactant which is available from the Union Carbide Chemicals and Plastics Company, Inc. of Danbury, Connecticut. The absorbent core for
20 the training pant had a total weight of 28 grams (one ounce) with 16 grams (0.56 ounces) of Kimberly-Clark CR-254 wood pulp fluff and 12 grams (0.42 ounces) of SAB 836 cross-linked polyacrylate particulate superabsorbent from Stockhausen in Greensboro, North Carolina. The wood pulp fluff and
25 superabsorbent particles were mixed together to form the absorbent core and the core was wrapped with a 9.79 pound per ream non-optically brightened wet strength tissue wrap sheet. The training pant also contained elastic side panels, inboard containment flaps and an elastic waist. The top sheet or
30 body side liner was attached to the wrap sheet of the absorbent core using spray adhesive. Such training pants are further explained in U.S. Patent No. 4,940,464 to Van Gompel et al. which is incorporated herein by reference in its entirety.

35 The training pant according to the present invention was made in the same fashion as the above-described Kimberly-Clark Huggies® Pull-ups® training pant except that

the basis weight of the spunbond polypropylene body side liner was reduced in basis weight from 0.75 ounces per square yard (osy) (25.4 gsm) to 0.6 osy (20.3 gsm). The average fiber size for the spunbond fibers was 2.5 denier. In addition, instead of using the Triton X-102 surfactant, the body side liner was treated with 3 percent by weight, based upon the total weight of the liner, of an aqueous dispersion of Ahcovel® Base N-62 liquid nonionic textile softener from ICI Americas, Inc. of Wilmington, Delaware. Ahcovel® textile softener is a blend of sorbitan monooleate (CAS 1338-43-8) and polyethoxylated hydrogenated castor oil (CAS 61788-85-0). The Ahcovel® N-62 textile softener at least partially coated the spunbond fibers.

All three products were tested with the side panels removed and the elastics cut to permit the products to lay as flat as possible for testing. Each of the three products were separately insulted with 80 milliliters of room temperature (72 to 74°F) (22 to 23°C) 0.9 percent saline solution and tested in accordance with the relative surface moisture test procedure and equipment described above. The relative surface moisture values (Table II) were calculated from the raw values on the chart recorder set forth in Table I below. Two samples each of the present invention and the other products were run and the values were averaged and then plotted in graph form in Figure 2 of the drawings. The data points and curve for the relative surface moisture values for the current Kimberly-Clark Huggies® Pull-ups® training pants ("Pant 1") were plotted using "plus signs" ("+") while the data points and curve for the Procter and Gamble training pants ("K-C Pant") were plotted using "squares." The data points for the present invention ("Invention") were plotted using "diamonds." Values were recorded over a period of ten minutes. From the curve, values were calculated at twelve second intervals.

Table I
Raw Surface Moisture Data

Minutes	Invention		Pant 1		K-C Pant	
	Sample 1	Sample 2	Sample 1	Sample 2	Sample 1	Sample 2
0.0	80.0	75.0	81.5	82.0	80.0	79.0
0.2	80.0	75.5	81.5	82.5	80.5	79.0
0.4	79.5	75.0	81.5	82.5	73.0	71.0
0.6	77.0	74.0	81.5	82.5	60.0	60.0
0.8	75.0	71.5	81.0	82.0	55.0	54.0
1.0	72.0	69.0	81.0	82.0	52.0	51.0
1.2	70.0	67.0	80.5	81.0	50.5	49.0
1.4	68.5	65.5	78.0	80.0	49.0	47.5
1.6	67.0	64.5	76.0	78.0	47.5	46.5
1.8	66.0	63.0	74.0	77.0	46.5	45.0
2.0	64.5	62.0	73.0	76.5	46.0	44.5
2.2	63.0	61.5	71.0	76.0	45.0	43.5
2.4	62.5	61.0	70.5	75.0	44.5	43.0
2.6	61.5	60.0	70.0	74.5	44.0	42.5
2.8	60.5	59.0	70.0	74.0	43.5	42.5
3.0	59.5	58.0	69.5	73.5	43.5	42.5
3.2	59.0	57.5	69.0	73.0	43.0	42.0
3.4	58.0	57.5	68.5	72.5	43.0	42.0
3.6	57.5	57.0	68.0	72.0	43.0	41.5
3.8	57.0	56.5	67.5	71.5	42.5	41.5
4.0	56.5	56.0	67.5	71.5	42.5	41.5
4.2	56.0	55.5	67.0	71.0	42.5	41.0
4.4	55.5	55.5	67.0	71.0	42.0	41.0
4.6	55.0	55.0	66.5	70.5	42.0	41.0
4.8	54.5	55.0	66.5	70.0	42.0	41.0
5.0	54.0	54.5	66.0	70.0	42.0	40.5
5.2	53.5	54.5	67.6	70.0	42.0	40.5
5.4	53.0	54.0	67.6	70.0	42.0	40.5
5.6	52.5	54.0	67.6	69.5	41.5	40.5
5.8	52.0	53.5	66.9	69.5	41.5	40.5
6.0	52.0	53.5	66.9	69.5	41.5	40.5
6.2	52.0	53.0	66.9	69.5	41.5	40.5
6.4	51.5	53.0	66.2	69.0	41.5	40.5
6.6	51.5	52.5	66.2	69.0	41.0	40.5
6.8	51.0	52.5	66.2	69.0	41.0	40.5
7.0	51.0	52.0	66.2	69.0	41.0	40.5
7.2	51.0	52.0	65.4	69.0	41.0	40.5
7.4	51.0	52.0	65.4	68.5	41.0	40.5
7.6	51.0	51.5	64.7	68.5	41.5	40.5
7.8	50.5	51.5	64.7	68.5	41.5	40.5
8.0	50.5	51.5	64.0	68.5	41.5	41.0
8.2	50.0	51.5	64.0	68.0	41.5	41.0
8.4	50.0	51.0	63.2	68.0	41.5	41.0
8.6	50.0	51.0	63.2	68.0	41.5	41.0
8.8	49.5	51.0	63.2	68.0	41.5	41.0
9.0	49.5	51.0	63.2	67.5	41.5	41.0
9.2	49.5	51.0	63.2	67.5	41.5	41.0
9.4	49.5	51.0	62.5	67.0	41.5	41.0
9.6	49.5	51.0	62.5	67.0	41.5	41.0
9.8	49.0	51.0	62.5	67.0	41.5	41.0
10.0	49.0	51.0	62.5	67.0	41.5	41.0
Saturated Value	82.0	82.0	88.0	88.0	83.5	83.5

Table II

Relative Surface Moisture (percentage)

Minutes	Invention		Pant 1		K-C Pant		Averages		
	Sample 1	Sample 2	Sample 1	Sample 2	Sample 1	Sample 2	Invention	Pant 1	K-C Pant
0.0	96.8	88.7	90.4	91.2	94.5	92.9	92.7	90.8	93.7
0.2	96.8	89.5	90.4	91.9	95.3	92.9	93.1	91.2	94.1
0.4	96.0	88.7	90.4	91.9	83.5	80.3	92.3	91.2	81.9
0.6	91.9	87.1	90.4	91.9	63.0	63.0	89.5	91.2	63.0
0.8	88.7	83.1	89.7	91.2	55.1	53.5	85.9	90.4	54.3
1.0	83.9	79.0	89.7	91.2	50.4	48.8	81.5	90.4	49.6
1.2	80.6	75.8	89.0	89.7	48.0	45.7	78.2	89.3	46.9
1.4	78.2	73.4	85.3	88.2	45.7	43.3	75.8	86.8	44.5
1.6	75.8	71.8	82.4	85.3	43.3	41.7	73.8	83.8	42.5
1.8	74.2	69.4	79.4	83.8	41.7	39.4	71.8	81.6	40.6
2.0	71.8	67.7	77.9	83.1	40.9	38.6	69.8	80.5	39.8
2.2	69.4	66.9	75.0	82.4	39.4	37.0	68.1	78.7	38.2
2.4	68.5	66.1	74.3	80.9	38.6	36.2	67.3	77.6	37.4
2.6	66.9	64.5	73.5	80.1	37.8	35.4	65.7	76.8	36.6
2.8	65.3	62.9	73.5	79.4	37.0	35.4	64.1	76.5	36.2
3.0	63.7	61.3	72.8	78.7	37.0	35.4	62.5	75.7	36.2
3.2	62.9	60.5	72.1	77.9	36.2	34.6	61.7	75.0	35.4
3.4	61.3	60.5	71.3	77.2	36.2	34.6	60.9	74.3	35.4
3.6	60.5	59.7	70.6	76.5	36.2	33.9	60.1	73.5	35.0
3.8	59.7	58.9	69.9	75.7	35.4	33.9	59.3	72.8	34.6
4.0	58.9	58.1	69.9	75.7	35.4	33.9	58.5	72.8	34.6
4.2	58.1	57.3	69.1	75.0	35.4	33.1	57.7	72.1	34.3
4.4	57.3	57.3	69.1	75.0	34.6	33.1	57.3	72.1	33.9
4.6	56.5	56.5	68.4	74.3	34.6	33.1	56.5	71.3	33.9
4.8	55.6	56.5	68.4	73.5	34.6	33.1	56.0	71.0	33.9
5.0	54.8	55.6	67.6	73.5	34.6	32.3	55.2	70.6	33.5
5.2	54.0	55.6	67.6	73.5	34.6	32.3	54.8	70.6	33.5
5.4	53.2	54.8	67.6	73.5	34.6	32.3	54.0	70.6	33.5
5.6	52.4	54.8	67.6	72.8	33.9	32.3	53.6	70.2	33.1
5.8	51.6	54.0	66.9	72.8	33.9	32.3	52.8	69.9	33.1
6.0	51.6	54.0	66.9	72.8	33.9	32.3	52.8	69.9	33.1
6.2	51.6	53.2	66.9	72.8	33.9	32.3	52.4	69.9	33.1
6.4	50.8	53.2	66.2	72.1	33.9	32.3	52.0	69.1	33.1
6.6	50.8	52.4	66.2	72.1	33.1	32.3	51.6	69.1	32.7
6.8	50.0	52.4	66.2	72.1	33.1	32.3	51.2	69.1	32.7
7.0	50.0	51.6	66.2	72.1	33.1	32.3	50.8	69.1	32.7
7.2	50.0	51.6	65.4	72.1	33.1	32.3	50.8	68.8	32.7
7.4	50.0	51.6	65.4	71.3	33.1	32.3	50.8	68.4	32.7
7.6	50.0	50.8	64.7	71.3	33.9	32.3	50.4	68.0	33.1
7.8	49.2	50.8	64.7	71.3	33.9	32.3	50.0	68.0	33.1
8.0	49.2	50.8	64.0	71.3	33.9	33.1	50.0	67.6	33.5
8.2	48.4	50.8	64.0	70.6	33.9	33.1	49.6	67.3	33.5
8.4	48.4	50.0	63.2	70.6	33.9	33.1	49.2	66.9	33.5
8.6	48.4	50.0	63.2	70.6	33.9	33.1	49.2	66.9	33.5
8.8	47.6	50.0	63.2	70.6	33.9	33.1	48.8	66.9	33.5
9.0	47.6	50.0	63.2	69.9	33.9	33.1	48.8	66.5	33.5
9.2	47.6	50.0	63.2	69.9	33.9	33.1	48.8	66.5	33.5
9.4	47.6	50.0	62.5	69.1	33.9	33.1	48.8	65.8	33.5
9.6	47.6	50.0	62.5	69.1	33.9	33.1	48.8	65.8	33.5
9.8	46.8	50.0	62.5	69.1	33.9	33.1	48.4	65.8	33.5
10.0	46.8	50.0	62.5	69.1	33.9	33.1	48.4	65.8	33.5

Turning to the graph in Figure 2, it can be seen that the Procter and Gamble training pant had an approximate 90 percent initial relative surface moisture. This value was maintained through the first minute and then between one and three minutes the value dropped to approximately 75 percent. Within the next seven minutes the percent moisture began to flatten out to a value of 65 percent at the end of ten minutes. Thus this product started out wet and continued to stay wet. In contrast, the currently available Kimberly-Clark Huggies® Pull-ups® training pants started off very wet at almost 94 percent relative surface moisture but then dropped off to a value of 50 percent by the end of one minute. By ten minutes the relative surface moisture had dropped to a low of 35 percent. Thus, this training pant dried out more quickly after being insulted with the saline solution.

The training pants according to the present invention showed a balance between the other two products. As can be seen from the graph in Figure 2, the curve for the present invention fell between the other two curves. By using the Ahcovel® wetness indicator treatment on the liner material, the values on the curve were maintained at a much higher level than the current Kimberly-Clark training pant during the first several minutes and the values then dropped down to a more acceptable level by the end of ten minutes. At one minute, the training pant according to the present invention had a relative surface moisture value of approximately 80 percent. However, by ten minutes the value had dropped to approximately 50 percent.

Thus, it can be seen that the present invention provides a personal care absorbent product which maintains a high relative surface wetness for at least one minute and then, within a very short period of time, approximately ten minutes, has a relative surface moisture value that drops to approximately 50 percent thus creating a product which has a dry feel that is more comfortable to wear until such time as it is possible or convenient to change the soiled product.

Consequently, the present invention has practical application with respect to all types of personal care absorbent products.

Having thus described the invention in detail, it should be apparent that various modifications and changes can be made
5 in the present invention without departure from the spirit and scope of the following claims.

CLAIMS:

1. A personal care absorbent article comprising:
a liquid permeable body side liner, an outer cover and
5 an absorbent core disposed between said body side liner and
said outer cover to form said article,
said article having a relative surface moisture value of
60 percent or greater at approximately 1 minute and a relative
surface moisture value of 55 percent or less at approximately
10 ten minutes.
2. The personal care absorbent article of claim 1 wherein
said body side liner comprises a nonwoven web having a
plurality of fibers, said web including a wetness indicator
15 treatment.
3. The personal care absorbent article of claim 2 wherein
said article has a relative surface moisture value of 75
percent or greater at approximately one minute.
20
4. The personal care absorbent article of claim 2 wherein
said wetness indicator treatment comprises a mixture of
sorbitan monooleate and polyethoxylated hydrogenated castor
oil.
25
5. The personal care absorbent article of claim 4 wherein
said wetness indicator treatment is present on said web in an
add-on of from one to five percent by weight based upon the
total weight of said web.
30
6. A personal care absorbent article comprising:
a liquid permeable body side liner, an outer cover, and
an absorbent core disposed between said body side liner and
said outer cover,
35 said body side liner comprising a fibrous polyolefin
nonwoven web having a basis weight ranging between about 0.5
and about 0.85 ounces per square yard, said web having a

wetness indicator treatment comprising a mixture of sorbitan monocoleate and polyethoxylated hydrogenated castor oil,

said outer cover comprising a layer of polyolefin film attached to a layer of fibrous nonwoven web,

5 said absorbent core containing at least 20 percent by weight superabsorbent based upon the total weight of said absorbent core,

10 said article having a relative surface moisture value of 60 percent or greater at approximately one minute and a relative surface moisture value of 55 percent or less at approximately ten minutes.

7. The personal care absorbent article of claim 1 wherein said article is in the form of a training pant.

15

8. The personal care absorbent article of claim 6 wherein said article is in the form of a training pant.

9. The personal care absorbent product of claim 1 wherein said article is in the form of a diaper.

20

10. The personal care absorbent article of claim 6 wherein said article is in the form of a diaper.

11. The personal care absorbent article of claim 1 wherein said article is in the form of an incontinence garment.

25

12. The personal care absorbent article of claim 6 wherein said article is in the form of an incontinence garment.

30

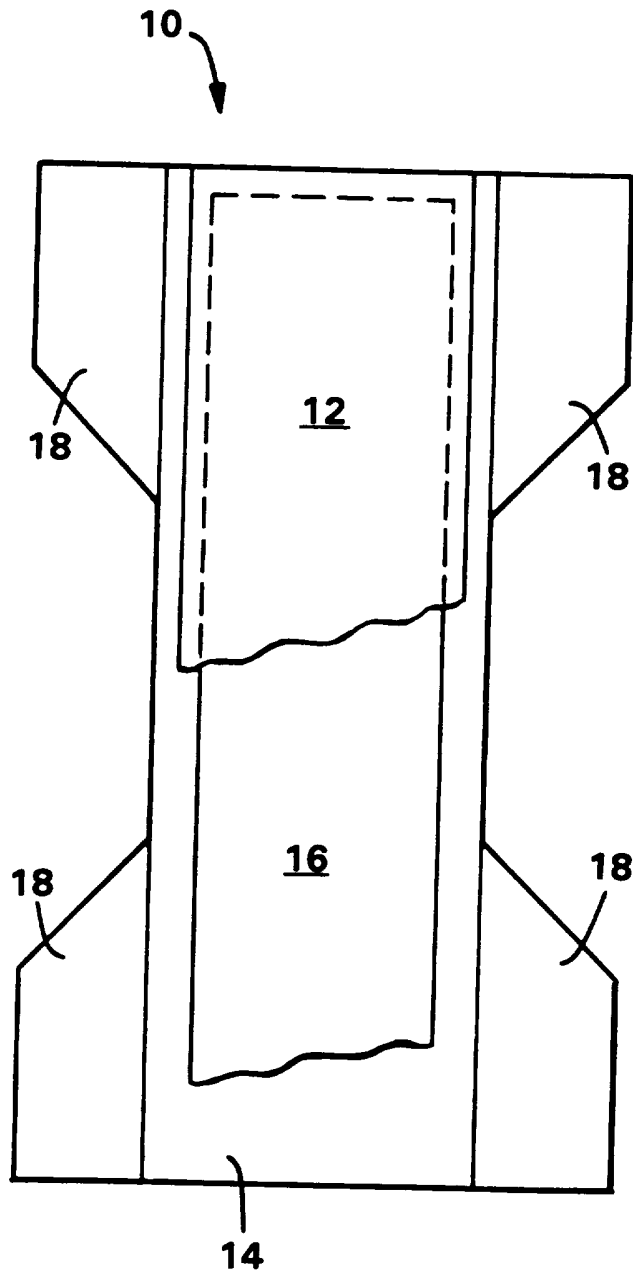


FIG. 1

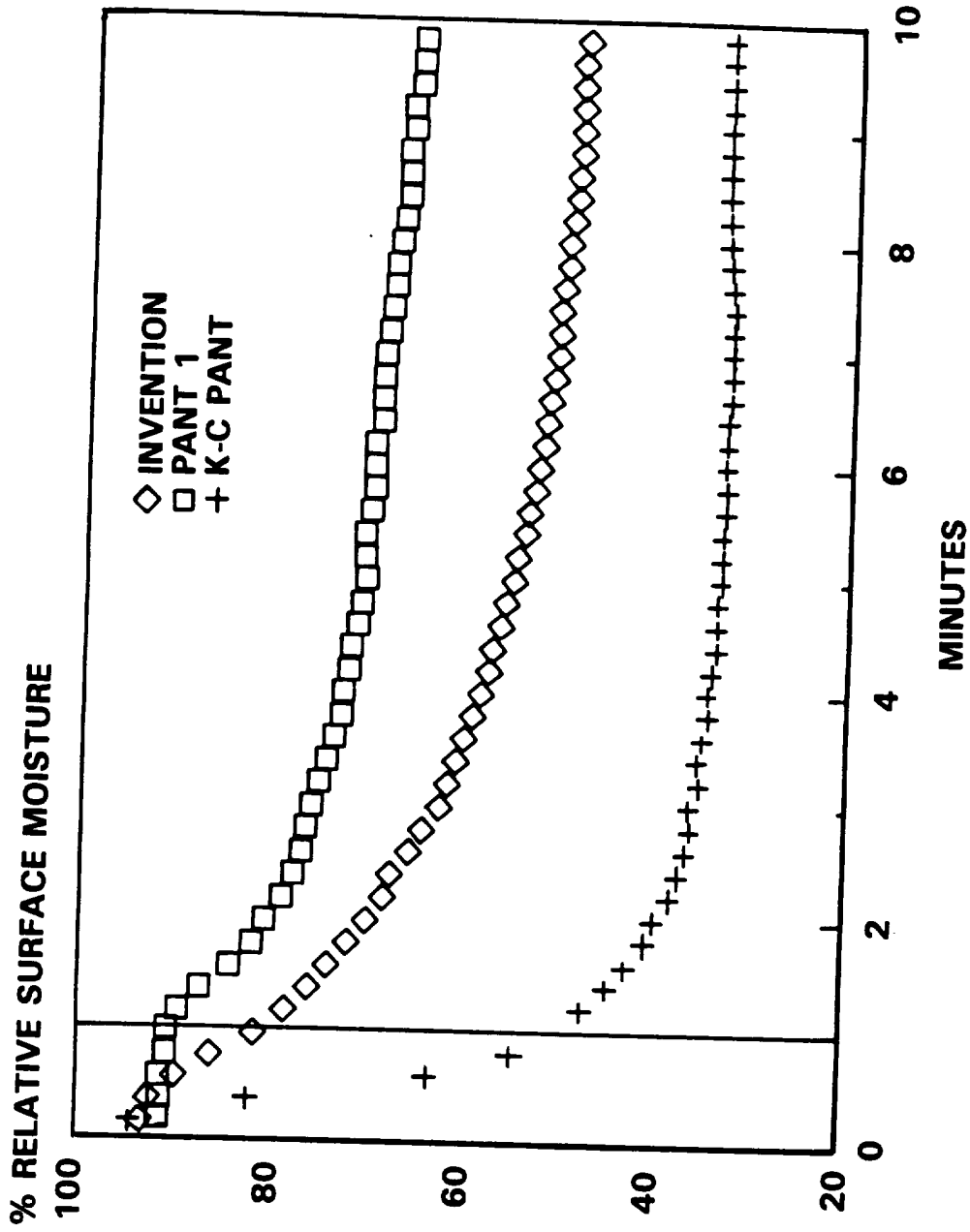


FIG. 2

INTERNATIONAL SEARCH REPORT

Inter nal Application No
PCT/US 95/07717

A. CLASSIFICATION OF SUBJECT MATTER
IPC 6 A61F13/15

According to International Patent Classification (IPC) or to both national classification and IPC

B. FIELDS SEARCHED

Minimum documentation searched (classification system followed by classification symbols)
IPC 6 A61F

Documentation searched other than minimum documentation to the extent that such documents are included in the fields searched

Electronic data base consulted during the international search (name of data base and, where practical, search terms used)

C. DOCUMENTS CONSIDERED TO BE RELEVANT

Category *	Citation of document, with indication, where appropriate, of the relevant passages	Relevant to claim No.
X	EP,A,0 529 641 (UNI-CHARM CORPORATION) 3 March 1993 see the whole document ---	1-3,6-12
X	US,A,5 062 839 (ANDERSON) 5 November 1991 see column 2, line 9 - line 44 ---	1-3,6-12
X	EP,A,0 454 105 (UNI-CHARM CORPORATION) 30 October 1991 see column 3, line 6 - line 32 -----	1-3,6-12

Further documents are listed in the continuation of box C.

Patent family members are listed in annex.

* Special categories of cited documents :

- *A* document defining the general state of the art which is not considered to be of particular relevance
- *E* earlier document but published on or after the international filing date
- *L* document which may throw doubts on priority claim(s) or which is cited to establish the publication date of another citation or other special reason (as specified)
- *O* document referring to an oral disclosure, use, exhibition or other means
- *P* document published prior to the international filing date but later than the priority date claimed

- *T* later document published after the international filing date or priority date and not in conflict with the application but cited to understand the principle or theory underlying the invention
- *X* document of particular relevance; the claimed invention cannot be considered novel or cannot be considered to involve an inventive step when the document is taken alone
- *Y* document of particular relevance; the claimed invention cannot be considered to involve an inventive step when the document is combined with one or more other such documents, such combination being obvious to a person skilled in the art.
- *&* document member of the same patent family

Date of the actual completion of the international search

16 November 1995

Date of mailing of the international search report

23.11.95

Name and mailing address of the ISA

European Patent Office, P.B. 5818 Patentlaan 2
NL - 2280 HV Rijswijk
Tel. (+ 31-70) 340-2040, Tx. 31 651 epo nl,
Fax: (+ 31-70) 340-3016

Authorized officer

Lasson, C

INTERNATIONAL SEARCH REPORT
information on patent family members

Inter. Application No
PCT/US 95/07717

Patent document cited in search report	Publication date	Patent family member(s)	Publication date
EP-A-0529641	03-03-93	JP-A- 5059601	09-03-93
		AU-B- 648430	21-04-94
		AU-A- 2125892	04-03-93
		GB-A, B 2259018	03-03-93
		US-A- 5342343	30-08-94

US-A-5062839	05-11-91	NONE	

EP-A-0454105	30-10-91	JP-A- 4008362	13-01-92
		JP-A- 4005961	09-01-92
		AU-B- 648069	14-04-94
		AU-B- 7516191	07-11-91
		GB-A, B 2244201	27-11-91
