

G. W. REISINGER.

2 Sheets—Sheet 1.

Corn Sheller.

No. 109,945.

Patented Dec. 6, 1870.

Fig. 1.

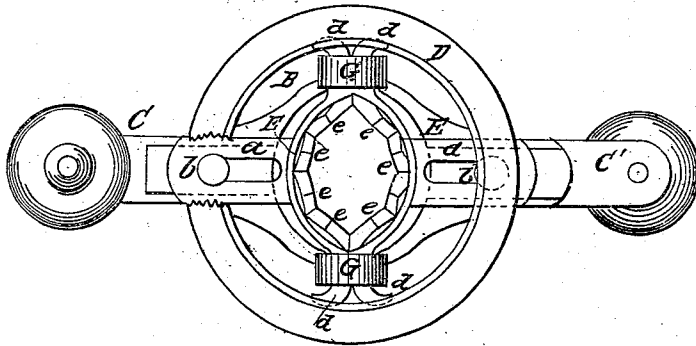
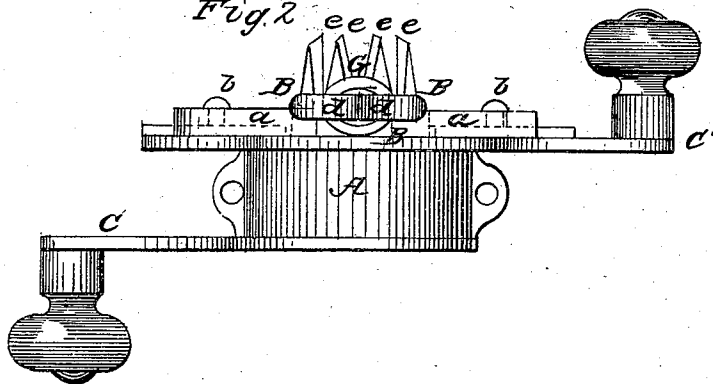


Fig. 2.



witnesses  
*A. A. Yeatman*  
*Chas. Ewert*

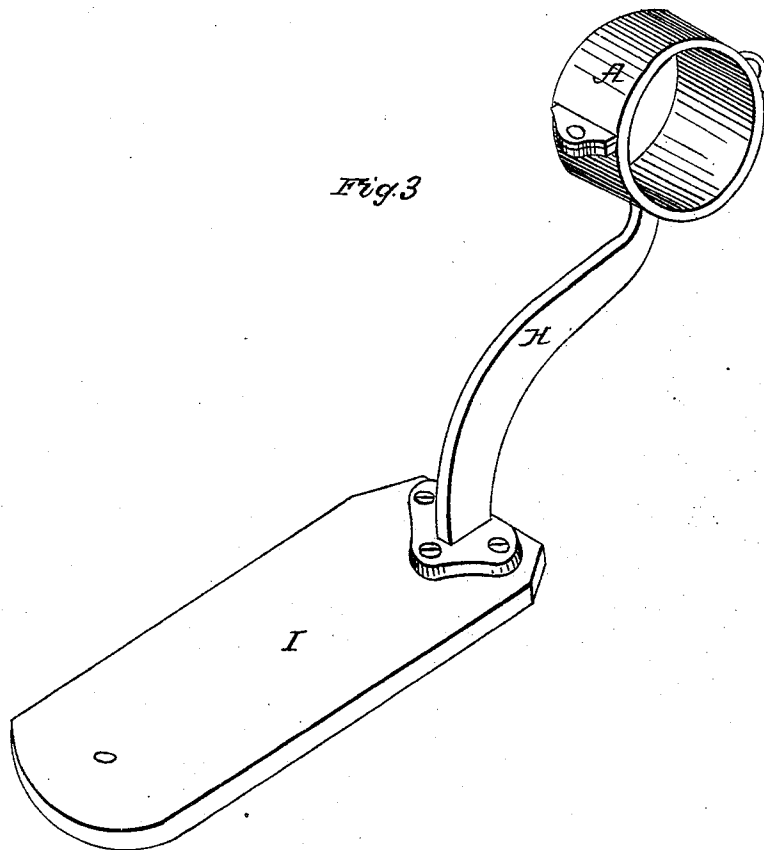
Inventor  
*Geo. W. Reisinger*  
 per  
*Alexander Mason*  
 Atty

G. W. REISINGER.

Corn Sheller.

No. 109,945.

Patented Dec. 6, 1870.



witnesses  
A. A. Featman  
A. H. Marx

Inventor  
George W. Reisinger  
Per Alexander Mason

# United States Patent Office.

GEORGE W. REISINGER, OF HARRISBURG, PENNSYLVANIA, ASSIGNOR TO  
WILLIAM A. MIDDLETON AND EUGENE SNYDER, OF SAME PLACE.

Letters Patent No. 109,945, dated December 6, 1870.

## IMPROVEMENT IN CORN-SHELLERS.

The Schedule referred to in these Letters Patent and making part of the same.

To all whom it may concern:

Be it known that I, GEORGE W. REISINGER, of the city of Harrisburg, in the county of Dauphin and in the State of Pennsylvania, have invented certain new and useful Improvements in Family Corn-Shellers; and do hereby declare that the following is a full, clear, and exact description thereof, reference being had to the accompanying drawing and to the letters of reference marked thereon making a part of this specification.

My present invention is intended as an improvement upon the "corn-sheller" for which Letters Patent were granted to me September 13, 1870; and

It consists in the shelling-teeth being attached to or forming part of two sliding jaws, which are pressed or held together by means of rubber rings; and, also, in the construction of the standard or foot of the machine, all of which will be hereinafter fully set forth.

In order to enable others skilled in the art to which my invention appertains to make and use the same, I will now proceed to describe its construction and operation, referring to the annexed drawing, in which—

Figure 1 is a side view of the machine, showing the inside thereof;

Figure 2 is a plan view of the same with the detached ring removed; and

Figure 3 is a perspective view of the entire machine, showing the foot or standard, and the mode of attaching it to a board.

A represents the cylindrical cap-box;

B, the hollow revolving journal, with two cranks, C C; and

D is the detachable ring, to prevent the corn from scattering in shelling; all of said parts being constructed substantially in the same manner as described in my former patent above referred to.

The cap-box A is formed upon the upper end of a curved foot or standard H, the lower end of which is screwed to the end of a board, I, in such a manner that the sheller will be above and in front of the end of the board, as shown in fig. 3.

The operator places the board I under him, so that the end of the board having the sheller attached projects in front of him, and will thus allow the shelled corn to fall down in any vessel placed for its reception without falling on the board, which would cause it to scatter too much.

Instead of securing the standard H to the board I by screws, I may provide the lower end of the standard with a clamp or other suitable device for fastening.

At the front end of the hollow revolving journal are placed two jaws, E E, made nearly semicircular, and provided each, near its center, on the outer side, with a slotted bar, a, which is attached to a projection from the front edge of the journal by means of screw or rivet b, or other suitable means, so that the said bar may slide, bringing the jaw with it, and thus allowing the two jaws to close or separate.

At the ends of each jaw E are formed hooked projections d, as shown in fig. 2, and the two jaws are connected together by means of rubber rings G passing around said projections, thus holding the two jaws close together.

On the front sides of the jaws are formed the shelling-teeth e e, having their edges beveled so as to form a sharp point upon them, and moderately sharp edges upon the sides that bear against the cob.

The peculiar form of the shelling-teeth enables the operator to shell or remove green corn from the ear as well as dried corn, the teeth bearing against the cob with a sufficient degree of force to extract all the substance of the grain therefrom in a perfectly satisfactory manner.

The ear of corn is held by the left hand and pushed through the toothed side, while the crank C is being revolved by the right hand. When the cob is nearly through, the hands are changed, the left hand taking hold of the crank C' and the right hand of the cob.

Having thus fully described my invention,

What I claim as new, and desire to secure by Letters Patent, is—

The within-described corn-sheller, consisting of the sliding jaws E E, provided with the teeth e e and hooked projections d d, the rubber bands or springs G G, curved foot H, and cap-box A, all constructed and arranged to operate substantially as set forth.

In testimony that I claim the foregoing, I have hereunto set my hand this 18th day of November, 1870.

GEORGE W. REISINGER.

Witnesses:

G. J. KUNKEL,  
D. L. DUNCAN.