



US00D688233S

(12) **United States Design Patent**
Dong

(10) **Patent No.:** **US D688,233 S**

(45) **Date of Patent:** **** Aug. 20, 2013**

(54) **CELL PHONE DUAL PROTECTOR CASE**

D670,281 S * 11/2012 Corpuz et al. D14/250
D670,283 S * 11/2012 Wikel D14/253
D670,689 S * 11/2012 Wang D14/250

(75) Inventor: **Mary Hong Dong**, City of Industry, CA (US)

(73) Assignee: **Valor Communication, Inc.**, City of Industry, CA (US)

(**) Term: **14 Years**

(21) Appl. No.: **29/374,572**

(22) Filed: **Sep. 1, 2011**

(51) **LOC (9) Cl.** **14-03**

(52) **U.S. Cl.**
USPC **D14/250**

(58) **Field of Classification Search**
USPC .. D14/250, 251, 252, 253, 440, 203.3–203.7,
D14/496, 217, 238.1, 240, 248; D13/103,
D13/107, 108; D3/201, 218, 269, 273, 301,
D3/303; 190/100; 220/4.02; 248/309.1;
361/679.56; 379/426, 433.11, 455; 455/575.8
See application file for complete search history.

(56) **References Cited**

U.S. PATENT DOCUMENTS

D577,904 S * 10/2008 Sasaki D3/201
D618,230 S * 6/2010 Brown et al. D14/250
D623,180 S * 9/2010 Diebel D14/250
D647,519 S * 10/2011 Rothbaum et al. D14/250
D662,925 S * 7/2012 Mayberry et al. D14/250
D663,263 S * 7/2012 Gupta et al. D13/103
D665,735 S * 8/2012 Kang et al. D13/108
D670,279 S * 11/2012 Veltz et al. D14/250

OTHER PUBLICATIONS

<http://www.3gmobile-phone.com/rugged-cell-phone-cases/> Nov. 26, 2012.*
<http://www.docellphones.com/Cell-Phone-Shell-Rubberized-with-Silicone-Case-for-iph...> Nov. 26, 2012.*
<http://onyxbook.com/2012/11/fish-bone-protector-skin-hybrid-snap-on-gel-cover-faceplat...> Nov. 26, 2012.*
<http://pinpic.net/hard-protector-skin-cover-cell-phone-case-for-lg-optimus-s-ls670-sprint-...> Nov. 26, 2012.*

* cited by examiner

Primary Examiner — Robert M Spear
Assistant Examiner — Rhea Shields
(74) *Attorney, Agent, or Firm* — Thomas I. Rozsa

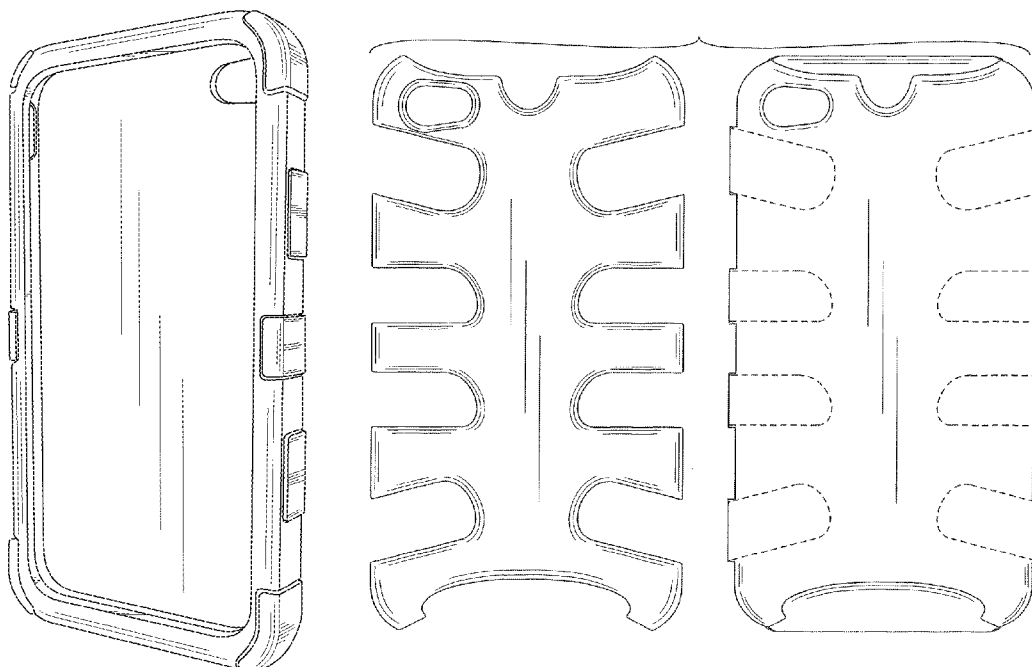
(57) **CLAIM**

The ornamental design for a cell phone dual protector case, as shown and described.

DESCRIPTION

FIG. 1 is a front-side perspective view of the cell phone dual protector case, showing my design.
FIG. 2 is a rear side perspective view thereof;
FIG. 3 is a front view thereof;
FIG. 4 is a rear view thereof;
FIG. 5 is a left side view thereof;
FIG. 6 is a right side view thereof.
FIG. 7 is a top view thereof;
FIG. 8 is bottom view thereof;
FIG. 9 is a rear view with two parts taken apart; and,
FIG. 10 is a front-side perspective view showing the cell phone in broken lines.

1 Claim, 8 Drawing Sheets






FIG. 1

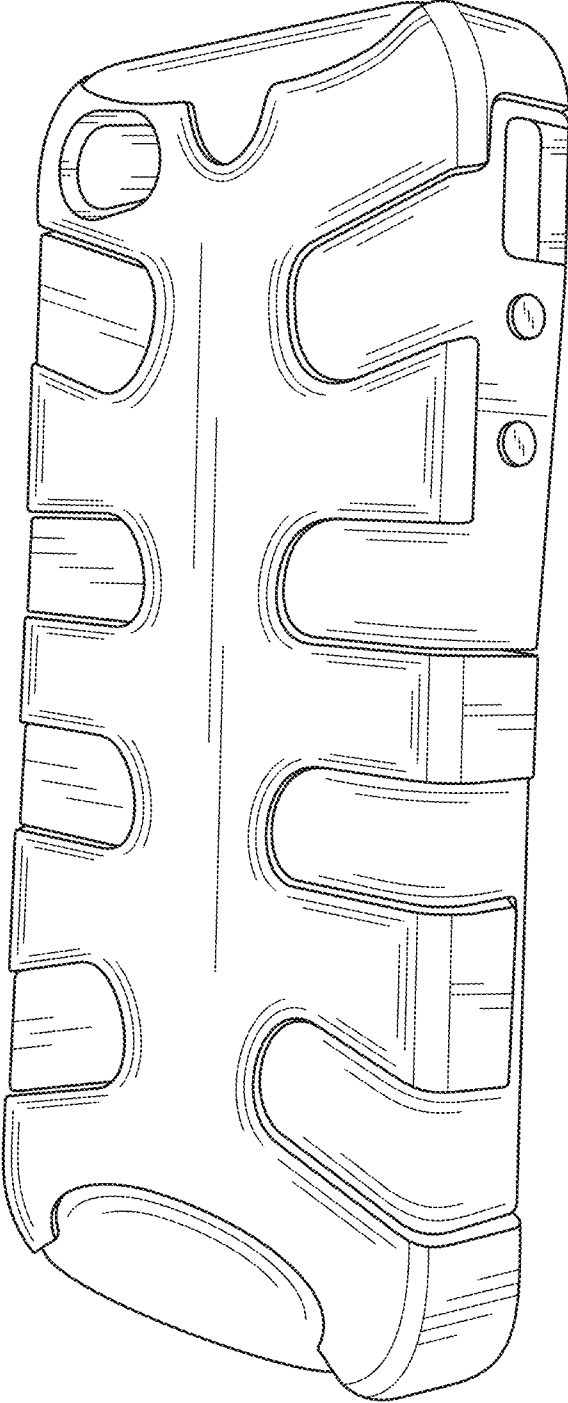


FIG. 2

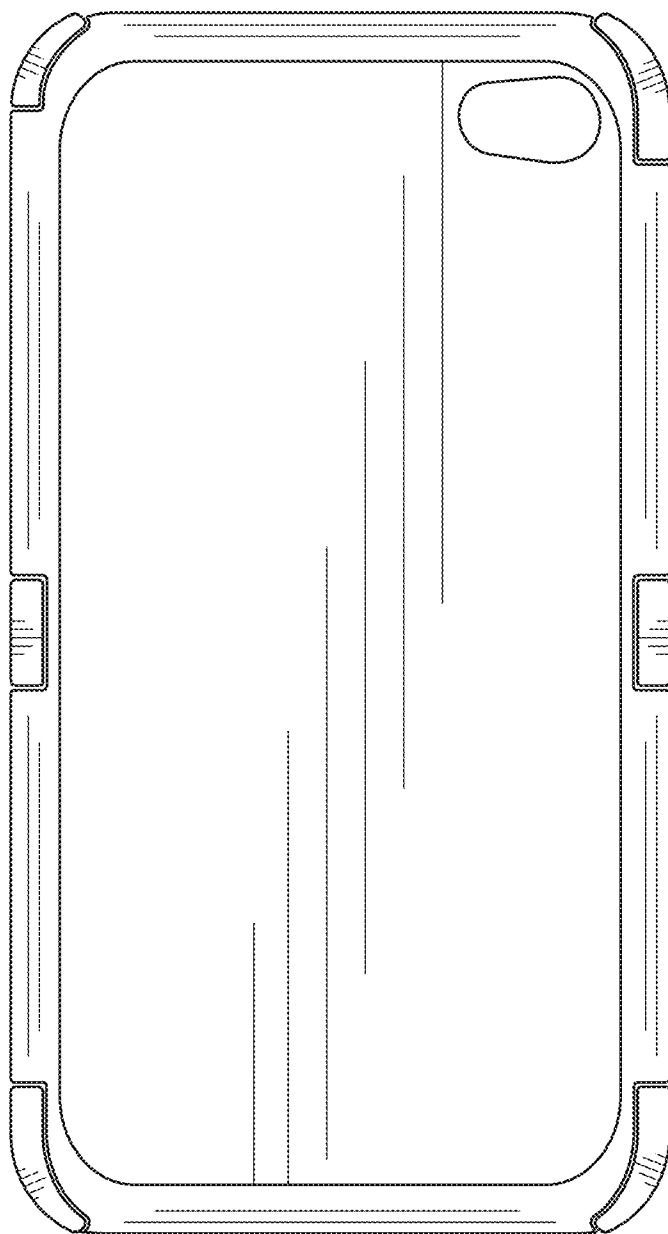


FIG. 3

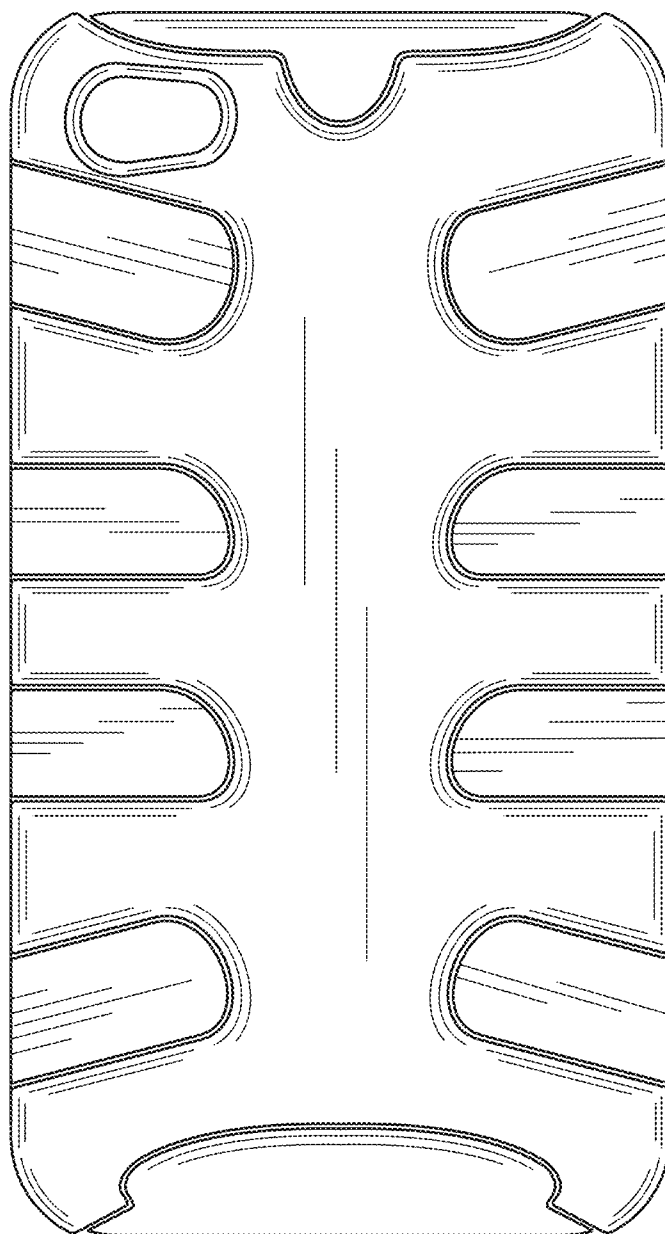


FIG. 4

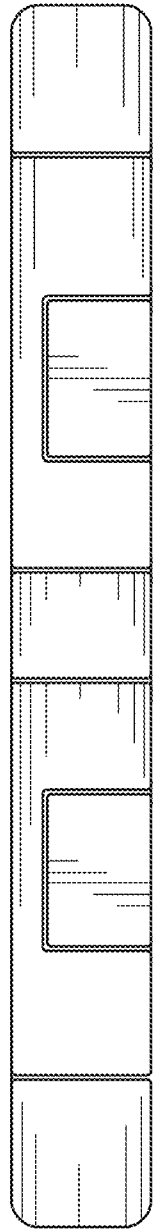


FIG. 5

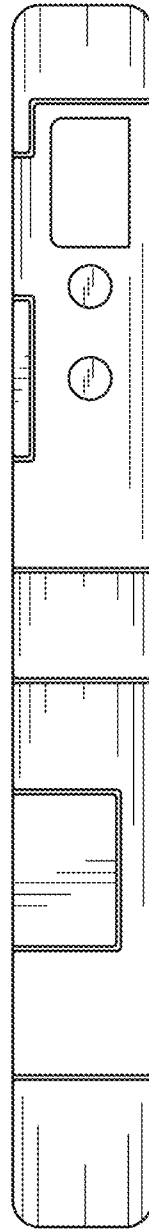


FIG. 6




FIG. 7




FIG. 8

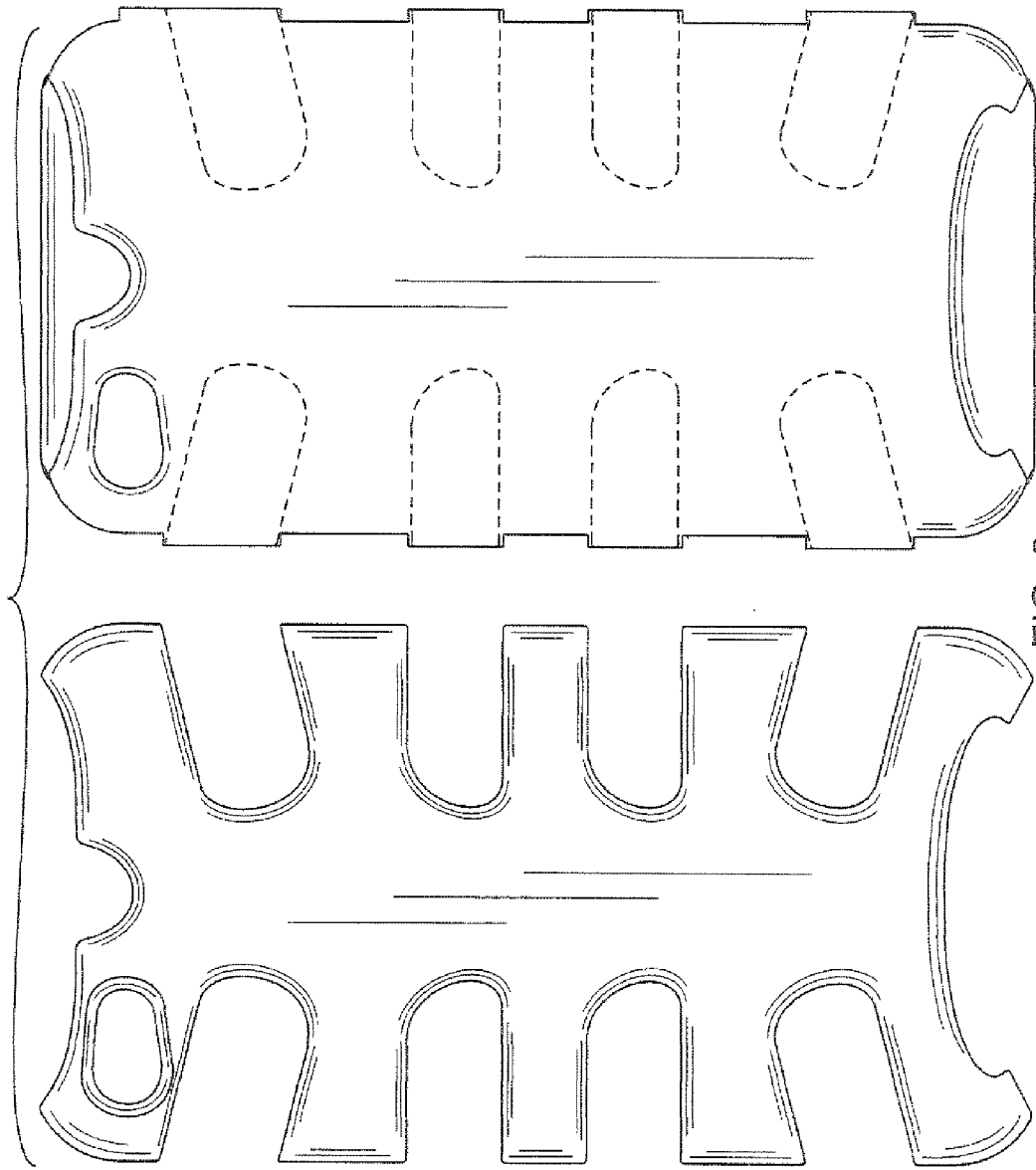


FIG. 9

