



US00D637806S

(12) **United States Design Patent** (10) **Patent No.:** **US D637,806 S**
Anson et al. (45) **Date of Patent:** **** May 17, 2011**

(54) **TABLET HOLDER COMPARTMENT**

(75) Inventors: **Ricky L. Anson**, Boise, ID (US); **Shane Jimenez**, Boise, ID (US); **Rebecca L. Anson**, Boise, ID (US)

(73) Assignee: **Nutra-Life, Inc.**, Boise, ID (US)

(**) Term: **14 Years**

(21) Appl. No.: **29/353,755**

(22) Filed: **Jan. 13, 2010**

Related U.S. Application Data

(63) Continuation-in-part of application No. 29/335,775, filed on Apr. 21, 2009, now Pat. No. Des. 608,084.

(51) **LOC (9) Cl.** **03-01**

(52) **U.S. Cl.** **D3/203.3**

(58) **Field of Classification Search** D3/201-205;
D9/435, 438, 447, 449, 542-546, 521, 560,
D9/516; 222/425, 541.5, 556; 206/528-540
See application file for complete search history.

(56) **References Cited**

U.S. PATENT DOCUMENTS

220,658	A	10/1879	Randolph	
D200,024	S	*	1/1965 Lombardo	D9/447
3,265,255	A	*	8/1966 Mitchell	222/425
3,366,289	A	*	1/1968 Badavas et al.	222/541.5
D244,354	S	*	5/1977 Green et al.	D9/447
D274,040	S		5/1984 Ridgley	
D353,769	S	*	12/1994 Miller	D9/438
D398,444	S		9/1998 Ricci	
D463,285	S	*	9/2002 Hemon	D9/524
D488,618	S		4/2004 Wekstein	
D550,557	S	*	9/2007 Vogel	D9/435
D600,441	S		9/2009 Estrada	

* cited by examiner

Primary Examiner — Catherine R Oliver

(74) *Attorney, Agent, or Firm* — Davis Wright Tremaine LLP; George C. Rondeau, Jr.

(57) **CLAIM**

The ornamental design for a tablet holder compartment, as shown and described.

DESCRIPTION

FIG. 1 is a top front perspective view of a tablet holder compartment showing our new design.

FIG. 2 is a top and front perspective view thereof, with a portion of the environment removed.

FIG. 3 is an additional top perspective view thereof.

FIG. 4 is a front elevational view thereof, the rear, left side and right side elevational views being identical.

FIG. 5 is a top plan view thereof.

FIG. 6 is a bottom plan view thereof.

FIG. 7 is a top front perspective view of a second embodiment thereof.

FIG. 8 is a top and front perspective view thereof, with a portion of the environment removed.

FIG. 9 is an additional top perspective view thereof.

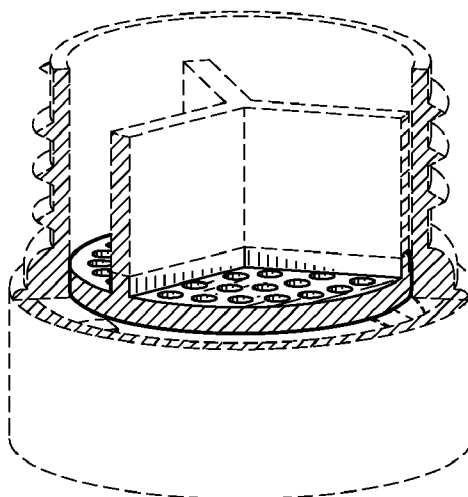
FIG. 10 is a front elevational view thereof, the rear, left side and right side elevational views being identical.

FIG. 11 is a top plan view thereof; and,

FIG. 12 is a bottom plan view thereof.

The broken lines represent portions of the tablet holder compartment that form no part of the claim. The broken lines in the drawings delineate the boundaries of the claimed subject matter, wherein the claimed subject matter includes shading and the unclaimed subject matter does not include shading.

1 Claim, 4 Drawing Sheets



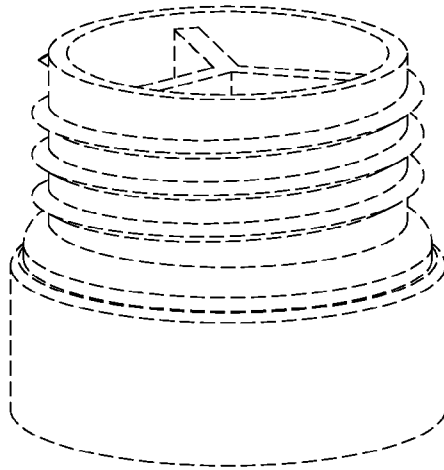


FIG.1

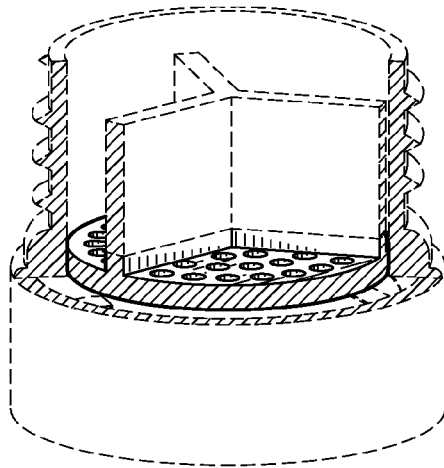


FIG.2

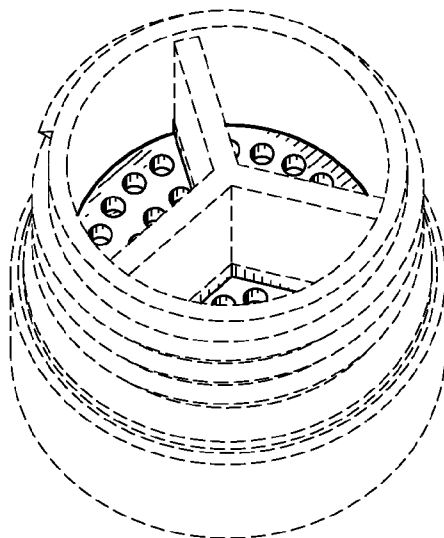


FIG.3

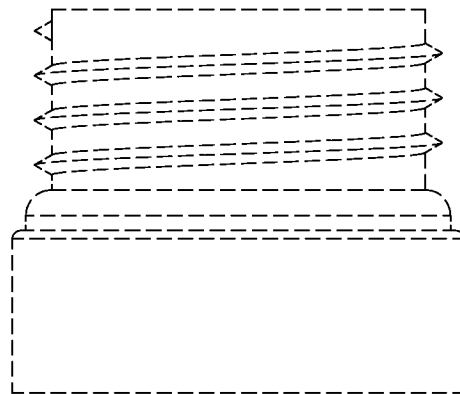


FIG. 4

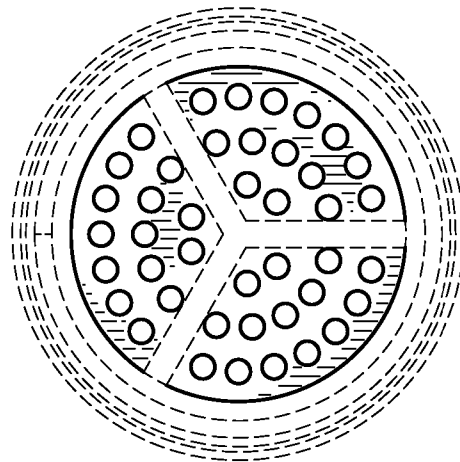


FIG. 5

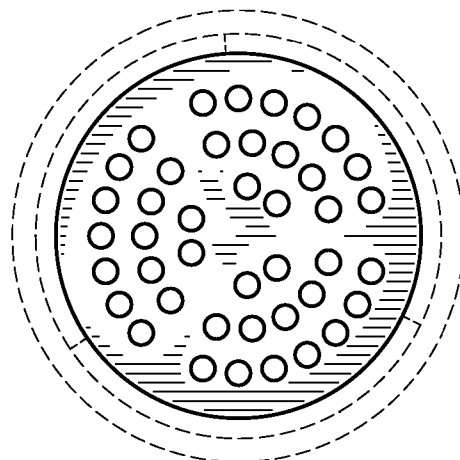


FIG. 6

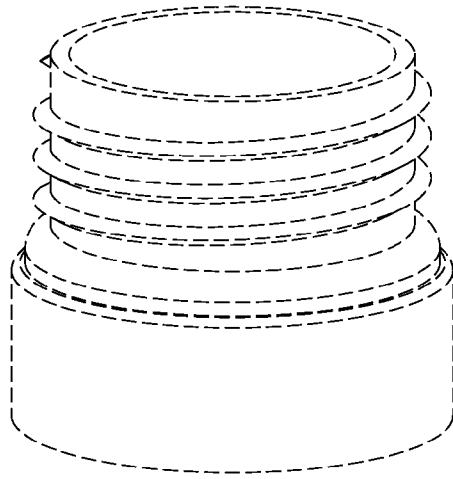


FIG. 7

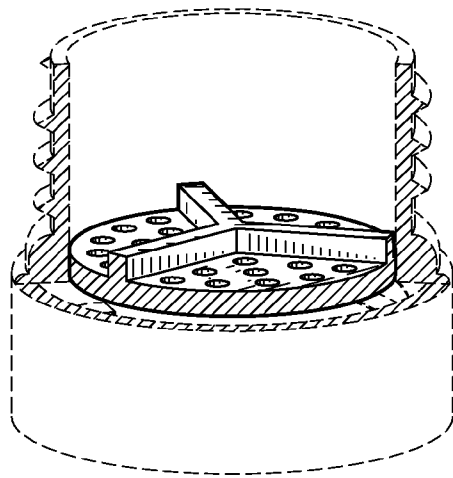


FIG. 8

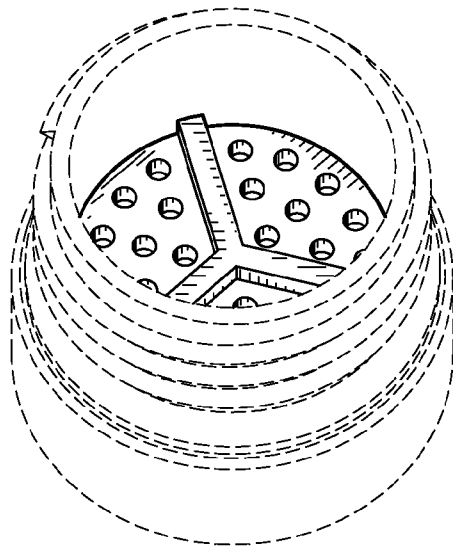


FIG. 9

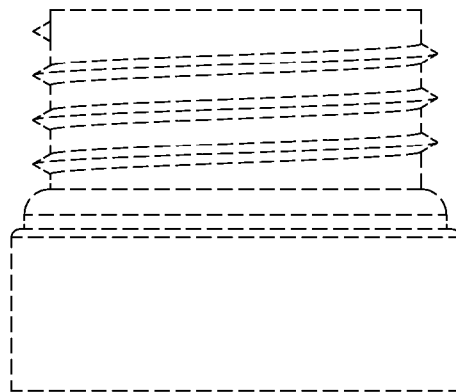


FIG. 10

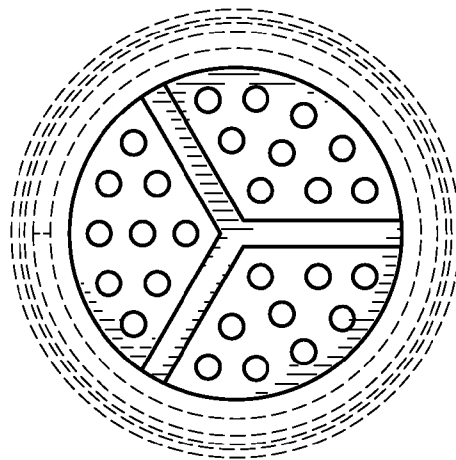


FIG. 11

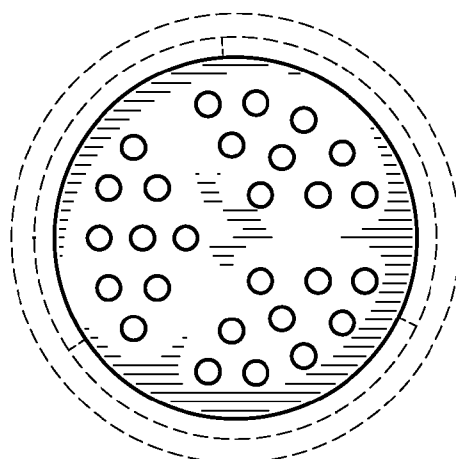


FIG. 12