

J. W. SICKLER.
Basket.

No. 198,696.

Patented Dec. 25, 1877.

Fig. 1.

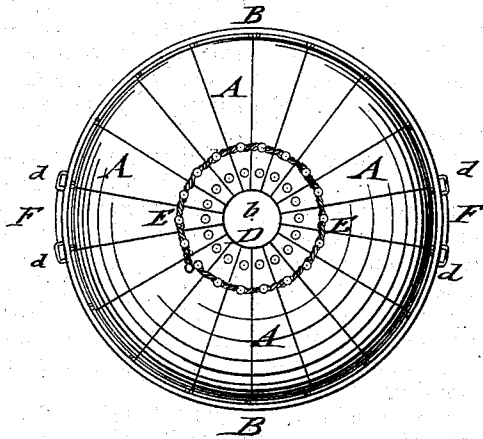


Fig. 2.

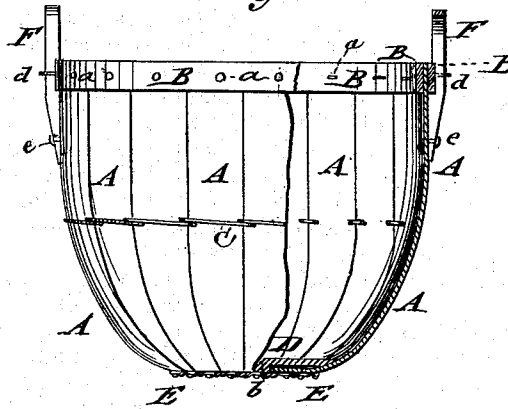
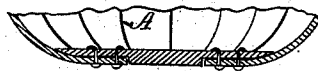


Fig. 3.



WITNESSES:

Francis M. Andrews.
J. H. Scarborough.

INVENTOR:

J. W. Sickler
BY *Munroe*

ATTORNEYS.

UNITED STATES PATENT OFFICE.

JACOB W. SICKLER, OF TOMPKINSVILLE, PENNSYLVANIA.

IMPROVEMENT IN BASKETS.

Specification forming part of Letters Patent No. **198,696**, dated December 25, 1877; application filed September 22, 1877.

To all whom it may concern:

Be it known that I, JACOB WHITE SICKLER, of Tompkinsville, county of Luzerne, and State of Pennsylvania, have invented a new and Improved Basket, of which the following is a specification:

In the accompanying drawings, Figure 1 represents a bottom view of my improved basket; Fig. 2, a sectional side elevation of the same; and Fig. 3, a detail view, in vertical section, of the lower part of basket.

Similar letters of reference indicate corresponding parts.

This invention relates to an improved basket for general use, which is made of wood, and of considerable strength and durability; and the invention consists of the body of the basket made of curved and tapering wood sections, which are connected at the upper edge by inner and outer hoops or rims, at the middle part by one or more bindings of wire, and at the bottom by a recessed stiffening-disk, to which the sections are nailed.

The basket rests on a bottom rim or seat, formed by wires twisted around nails driven into the sections.

The handles are fastened by their recessed shanks to the binding-hoops at the upper edge.

In the drawing, A A are a number of curved sections, that are cut of wood of suitable thickness, and made tapering at the lower ends. They are placed close to each other, and connected at the upper ends by inner and outer hoops B, that form the upper edge or rim of the basket, the sections or leaves being firmly nailed to the hoops, and the nails *a* clinched at the inside.

The middle parts of section A are firmly bound together by one or more circumferential wire hoops or lacings, C, that are passed through a hole near the edge of one section; then, at the inside of the basket, across the joint with the next adjoining section; then out through a hole of the adjoining section, and across the outside of the first section, and across the joint with the next adjoining section at the other side; then through a hole of the last section to the inside; then back over the joint, and out through a hole of the first section, and so on, from section to section, around the entire circumference of the basket, as shown in Fig. 2.

The body of the basket is thereby firmly and strongly bound together, so as to resist

the strain to which the sections are exposed by use.

The lower tapering ends are curved and nailed to an interior disk-shaped bottom, D, that has a tapering edge, and an annular recess around a solid center part, *b*, for bringing the ends of the sections flush with the bottom of the solid part.

The fastening-nails of the sections A pass through the bottom, and are clinched at the inside.

A bottom rim or seat, E, is formed by wires twisted around nails driven into the lower part of the section and into the bottom disk, said nails strengthening the connection of the sections and disk.

The wire seat E supports the basket in position, and acts also as a kind of hoop or binding for the lower part of the same. The basket may be made of round or oval shape, as desired.

The handles F are bent of wood, and recessed at the inner side of their shanks to fit over the outer hoop or rim, the shanks being then securely fastened to the hoop and body of the basket by staples *d* and nails or staples *e*, which are clinched at the inside.

A neat, cheap, and durable basket, that is made entirely of wood, with wire connections, is thus furnished, that may be manufactured cheaper than willow baskets, and take the place of the same for a variety of purposes.

Having thus fully described my invention, I claim as new and desire to secure by Letters Patent—

1. A wooden basket made of curved and tapering sections that are connected by hoops at the upper ends, one or more circumferential wire bindings or hoops at the body, and an interior disk, and a wire seat at the bottom, substantially in the manner described, and for the purpose specified.

2. The combination of the interior bottom disk, having tapering edge and central solid part, with the tapering sections fastened flush with the bottom of the solid portion, substantially as specified.

3. The basket, having a bottom seat or rim formed of wire twisted around nails of the sections, substantially as described.

JACOB WHITE SICKLER.

Witnesses:

GEO. W. CRAMER,
SAMUEL HUTCHINS.