



US00D378482S

**United States Patent** [19]  
**Hall, Sr. et al.**

[11] **Patent Number: Des. 378,482**

[45] **Date of Patent: \*\*Mar. 18, 1997**

[54] **FISHING POLE LATCHING STORAGE APPARATUS**

[76] Inventors: **Darrell R. Hall, Sr.; Neva S. Kistner,**  
both of 18344 Hawthorne Rd., Ft.  
Myers, Fla. 33912

[\*\*] Term: **14 Years**

[21] Appl. No.: **42,193**

[22] Filed: **Aug. 3, 1995**

[52] U.S. Cl. .... **D6/552**

[58] Field of Search ..... D6/552, 553, 567,  
D6/569, 570; 211/13, 60.1, 62-64, 70.5,  
70.6, 70.7, 70.8

[56] **References Cited**

**U.S. PATENT DOCUMENTS**

D. 273,647	5/1984	Kandarian .....	D6/570
D. 307,087	4/1990	Gibson et al. ....	D6/552
D. 333,687	3/1993	Smith .....	D6/552 X
4,271,997	6/1981	Michael .....	211/60.1

*Primary Examiner*—Brian N. Vinson  
*Attorney, Agent, or Firm*—Oldham & Oldham Co., L.P.A.

[57] **CLAIM**

The ornamental design for a fishing pole latching storage apparatus, as shown and described.

**DESCRIPTION**

FIG. 1 is a perspective view of a new design for a fishing pole storage apparatus, the apparatus being shown in a pole access position;

FIG. 2 is a front elevational view of the apparatus in pole storage position, the ghost line portions being for the purpose of environment only;

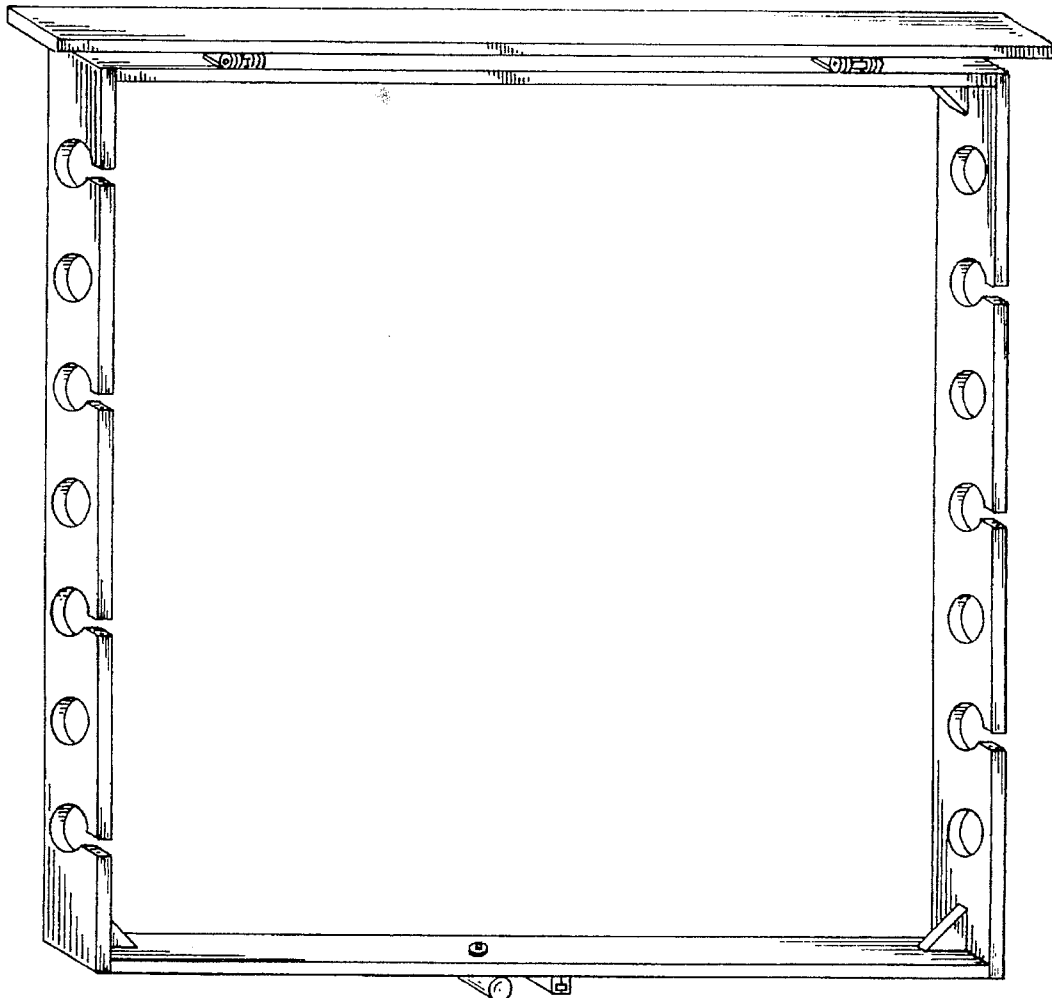
FIG. 3 is a top view of the apparatus in pole storage position;

FIG. 4 is a left side view of the apparatus in pole storage position;

FIG. 5 is a right side view of the apparatus in pole storage position;

FIG. 6 is a bottom view of the apparatus in pole storage position; and,  
FIG. 7 is a rear elevational view of the apparatus in pole storage position, the ghost line portions being for the purpose of environment only.

**1 Claim, 3 Drawing Sheets**



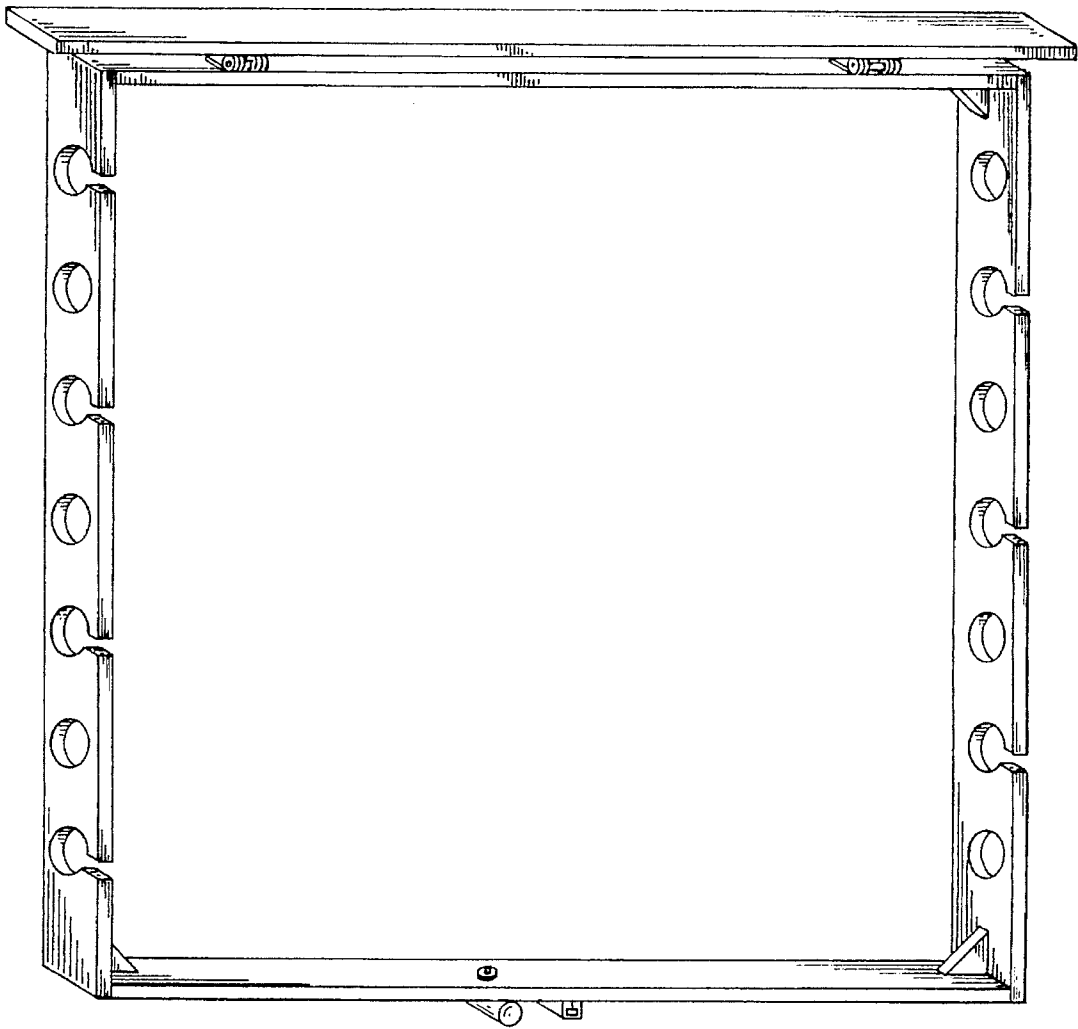


FIG. - 1

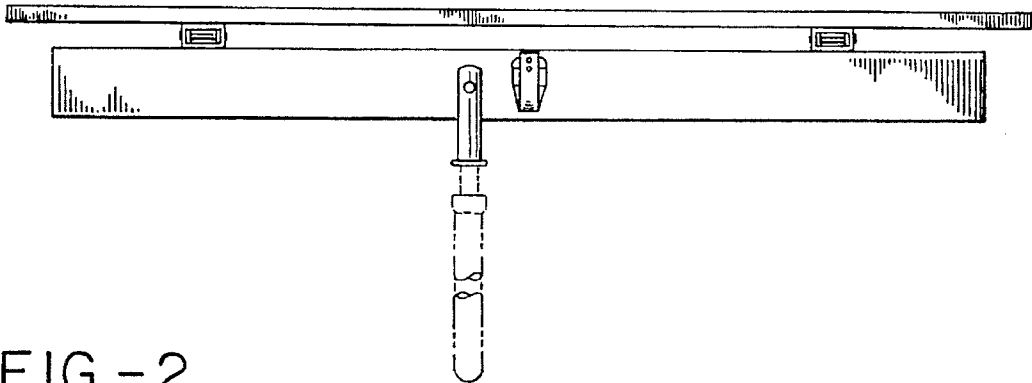


FIG. - 2

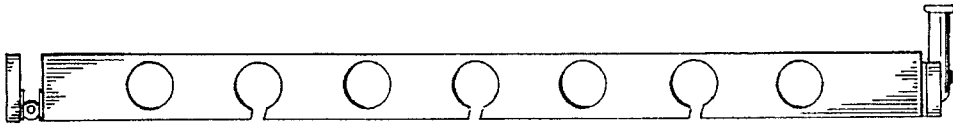


FIG. - 5




FIG. - 3

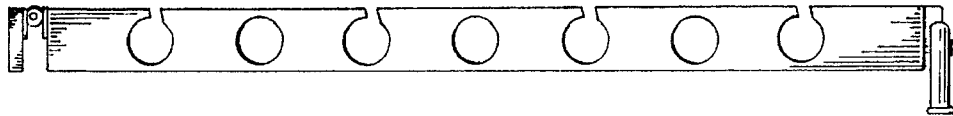


FIG. - 4




FIG.-6

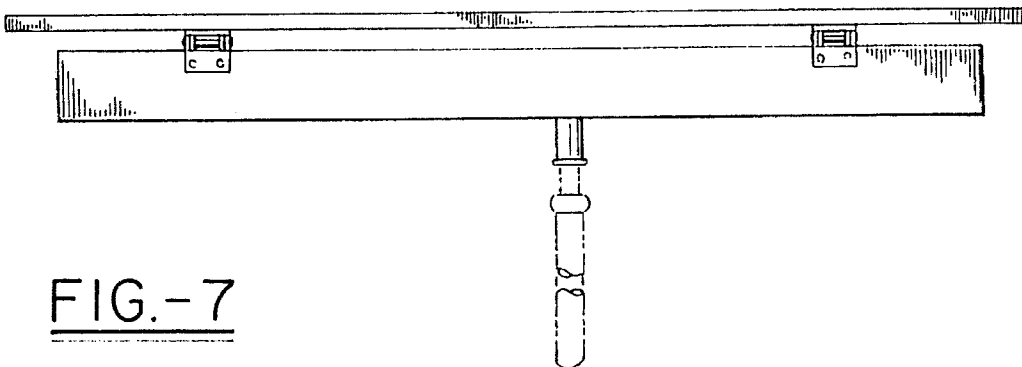


FIG.-7