(No Model.)

J. J. BURKE.

SUSPENDERS.

No. 590,298. Patented Sept. 21, 1897.

Fig. 1.

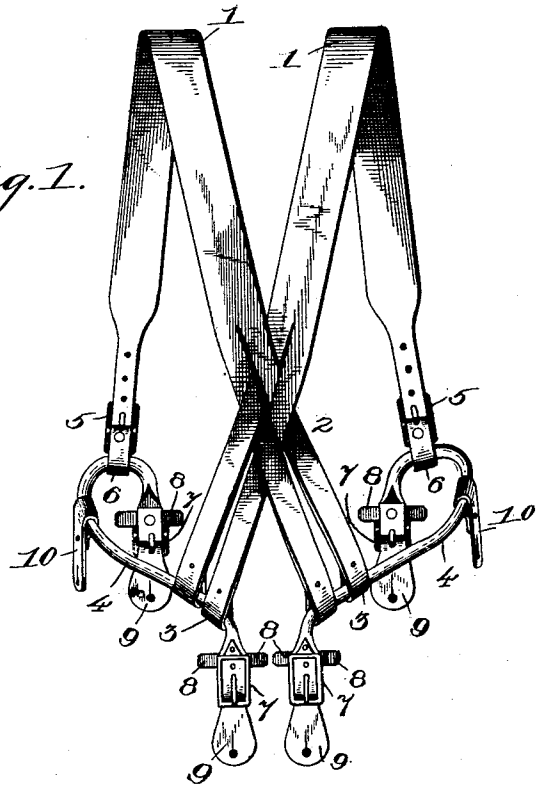

Fig. 3.

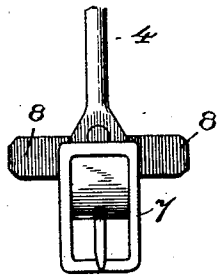

Fig. 4.

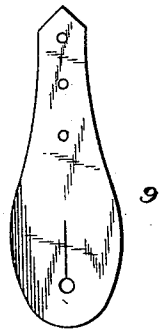

Fig. 2.

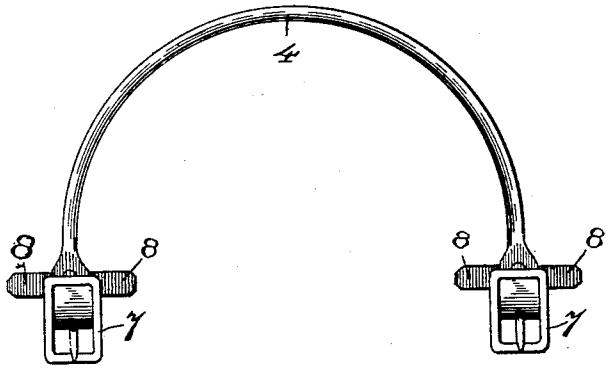

Witnesses
T. L. Mockabee
V. B. Hillyard.

Inventor
John J. Burke,

By his Attorneys.

C. A. Snow & Co.

THE NORRIS PETERS CO., PHOTO-LITHO., WASHINGTON, D. C.

UNITED STATES PATENT OFFICE.

JOHN JOSEPH BURKE, OF SAN FRANCISCO, CALIFORNIA.

SUSPENDERS.

SPECIFICATION forming part of Letters Patent No. 590,298, dated September 21, 1897.

Application filed May 20, 1896. Serial No. 592,323. (No model.)

To all whom it may concern:

Be it known that I, JOHN JOSEPH BURKE, a citizen of the United States, residing at San Francisco, in the county of San Francisco and State of California, have invented new and useful Suspenders, of which the following is a specification.

This invention relates to suspenders and aims to provide for the replacement of the buttonhole-tabs when worn or broken and for the free operation of the side straps through the loops at the ends of the shoulder-straps and yet prevent the accidental separation of the parts and the consequent annoyance and vexation occasioned in their readjustment.

For a full understanding of the merits and advantages of the invention reference is to be had to the accompanying drawings and the following description.

The improvement is susceptible of various changes in the form, proportion, and the minor details of construction without departing from the principle or sacrificing any of the advantages thereof, and to a full disclosure of the invention an adaptation thereof is shown in the accompanying drawings, in which—

Figure 1 is a view in rear elevation of a pair of suspenders constructed in accordance with the principles of this invention. Fig. 2 is a detail view of a side strap. Fig. 3 is a detail view of a terminal of a side strap. Fig. 4 is a detail view of a buttonhole-tab having detachable connection with a terminal of a side strap.

Corresponding and like parts are referred to in the following description, and indicated in the several views of the drawings by the same reference-characters.

The shoulder-straps 1 have their rear ends split, forming strips which are interlaced, substantially as shown, the strips 2 having their end portions folded and secured upon themselves, whereby loops 3 are formed, through which pass loosely side straps 4. The front ends of the shoulder-straps are comparatively narrow and have a series of openings to receive the tongue of the buckles 5, by means of which the front loops 6 have adjustable connection with the shoulder-straps, so as to adapt the suspenders to the size of the wearer.

The side straps 4 may be of leather or other suitable material and are adapted to move freely through the loops 3 and 6, whereby the suspenders are adapted to yield to the various movements of the body without causing any undue strain upon any part of the suspenders or injurious pressure upon the body of the wearer. In the preferable construction the side straps are made rounding, so as to slide easily through their supporting-loops, and their terminals are provided with buckles 7 and cross-straps 8, the latter forming guards to prevent the withdrawal or slipping of the side straps through the loops in which the said side straps are fitted. The buttonhole-tabs 9 are secured to the terminals of the side straps by means of the buckles 7 and are renewable, so as to prolong the life and usefulness of the suspenders. The greatest wear and strain are received upon the buttonhole-tabs, and the buttonholes of the latter are worn and frequently pull through, and by having the tabs detachably connected with the side straps they can be renewed at a nominal cost and with the greatest ease simply by unbuckling the disabled tab and replacing it by a new one. A buttonhole-tab 10 is loosely fitted upon each side strap intermediate the terminals of the shoulder-straps and is adapted, in conjunction with the front buttonhole-tab 9, to be secured to the front buttons of a pair of pantaloons. The fit of the suspenders is regulated by adjustably connecting the loops 6 with the front ends of the shoulder-straps, and, if desired, the buttonhole-tabs 9 may be lengthened or shortened by adjustably connecting them with the buckles 7 at the extremities of the side straps 4.

A pair of suspenders constructed in the manner herein set forth are adapted to have their buttonhole-tabs renewed at a slight cost and the side straps move freely through the loops at the ends of the shoulder-straps, said loops being sufficiently large to prevent any binding and the side straps secured against slipping through the loops by reason of the cross-straps or guards 8.

Having thus described the invention, what is claimed as new is—

1. In suspenders, the combination of shoulder-straps having loose connection at their rear and having terminal loops, side straps slidably mounted in the said terminal loops, cross-pieces and buckles at the extremities of

the side straps, buttonhole-tabs removably and adjustably connected with the side straps by means of the buckles, and other buttonhole-tabs slidably mounted upon the side straps intermediate the extremities of the shoulder-straps, substantially as described.

2. A pair of suspenders comprising shoulder-straps having their rear ends split and forming strips which are interlaced, and having loops at the terminals of the interlacing-strips, loops adjustably connected with the front ends of the shoulder-straps, side straps loosely fitted in the loops at the extremities of the shoulder-straps and having guards and buckles at their extremities, buttonhole-tabs detachably connected with the extremities of the side straps, and a second set of buttonhole-tabs slidably fitted upon the side straps intermediate the terminals of the shoulder-straps, substantially as shown and described.

In testimony that I claim the foregoing as my own I have hereto affixed my signature in the presence of two witnesses.

JOHN JOSEPH BURKE.

Witnesses:
JOHN NOLAN,
SAMUEL ARKEL.