



US00D929751S

(12) **United States Design Patent**
Berger

(10) **Patent No.:** **US D929,751 S**

(45) **Date of Patent:** **** Sep. 7, 2021**

(54) **TANK TOP HANGER**
(71) Applicant: **Andy L. Berger**, Des Plaines, IL (US)
(72) Inventor: **Andy L. Berger**, Des Plaines, IL (US)
(**) Term: **15 Years**

D704,458 S * 5/2014 Berger D6/315
D717,551 S * 11/2014 Berger D6/328
D805,792 S * 12/2017 So D6/317
D830,707 S * 10/2018 Tsai D6/317
D836,923 S * 1/2019 Zeng D6/315
D864,558 S * 10/2019 Heroux D3/215
2013/0087587 A1* 4/2013 Hickey A47G 25/18
223/88

(21) Appl. No.: **29/745,224**
(22) Filed: **Aug. 4, 2020**
(51) **LOC (13) Cl.** **06-08**
(52) **U.S. Cl.**
USPC **D6/317; D6/315**
(58) **Field of Classification Search**
USPC D6/315-328
CPC A47G 25/14; A47G 25/28; A47G 25/26;
A47G 25/30; A47G 25/36; A47G 25/50;
A47G 25/442; A47G 25/483; A47G
25/743; A47G 25/4023; A47F 5/0006
See application file for complete search history.

* cited by examiner

Primary Examiner — Lauren R Calve

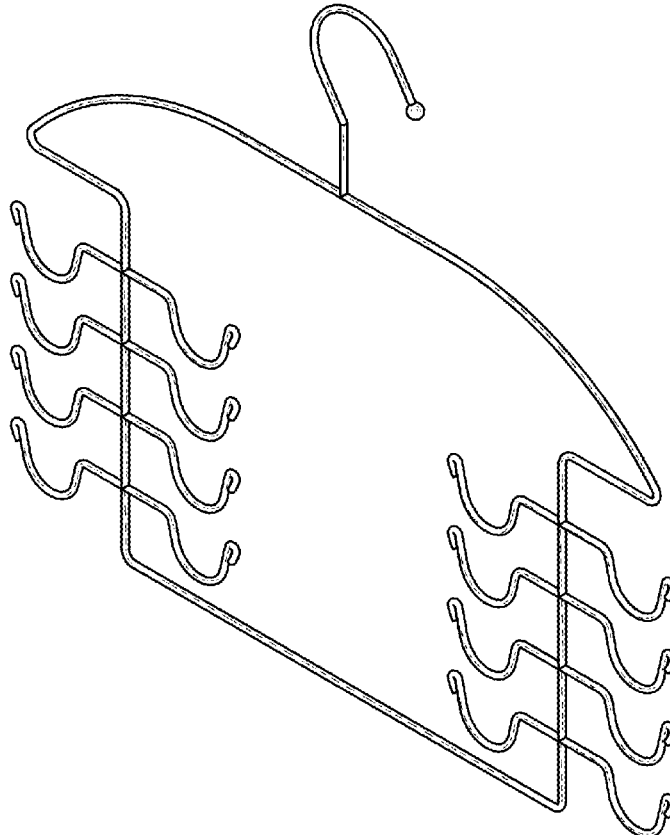
(56) **References Cited**
U.S. PATENT DOCUMENTS
D162,261 S * 2/1951 Tuma D6/317
D164,710 S * 10/1951 Perry D6/319
D242,414 S * 11/1976 Salladay D6/315
5,934,524 A * 8/1999 Gray A47G 25/743
223/85
D668,880 S * 10/2012 Lewis D6/318

(57) **CLAIM**
The ornamental design for a tank top hanger, as shown and described.

DESCRIPTION

FIG. 1 is a top-front-left perspective view of a tank top hanger showing my new design;
FIG. 2 is a bottom-rear-right perspective view thereof;
FIG. 3 is a front elevated view thereof;
FIG. 4 is a rear elevated view thereof;
FIG. 5 is a top plan view thereof;
FIG. 6 is a bottom plan view thereof;
FIG. 7 is a right elevated view thereof; and,
FIG. 8 is a left elevated view thereof.

1 Claim, 8 Drawing Sheets



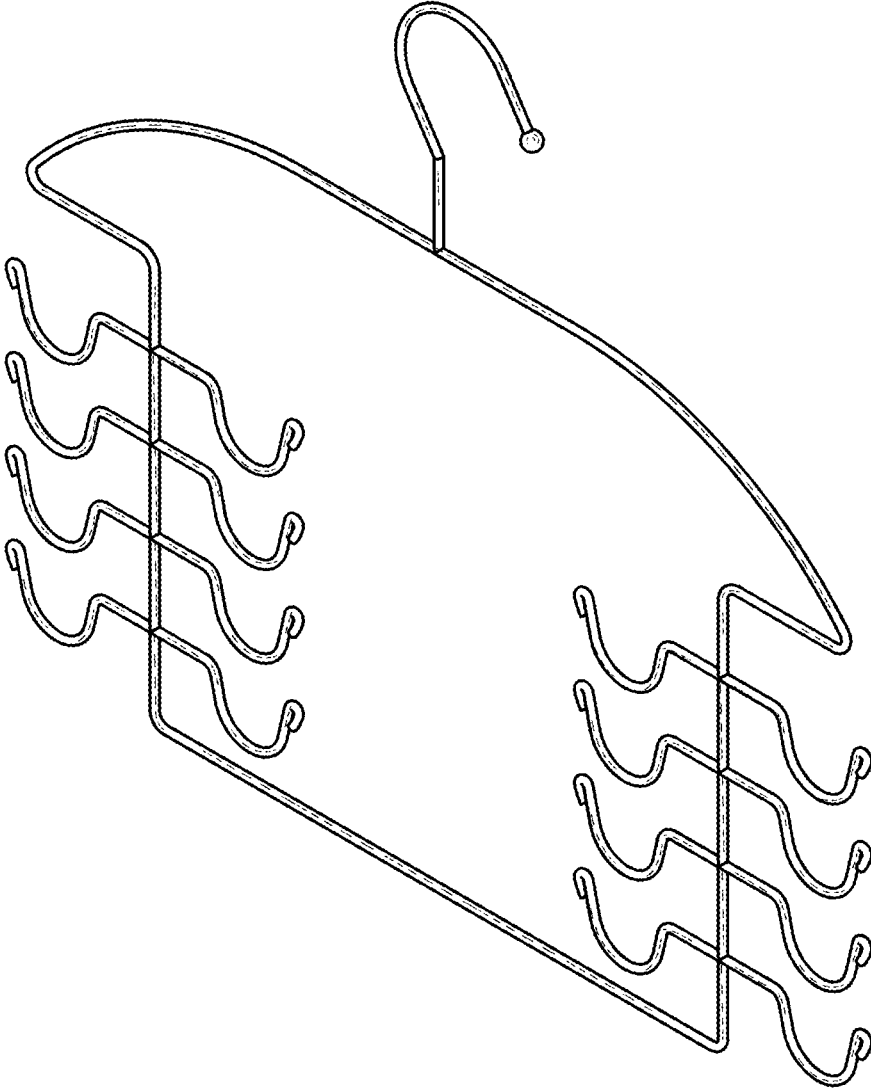


FIG. 1

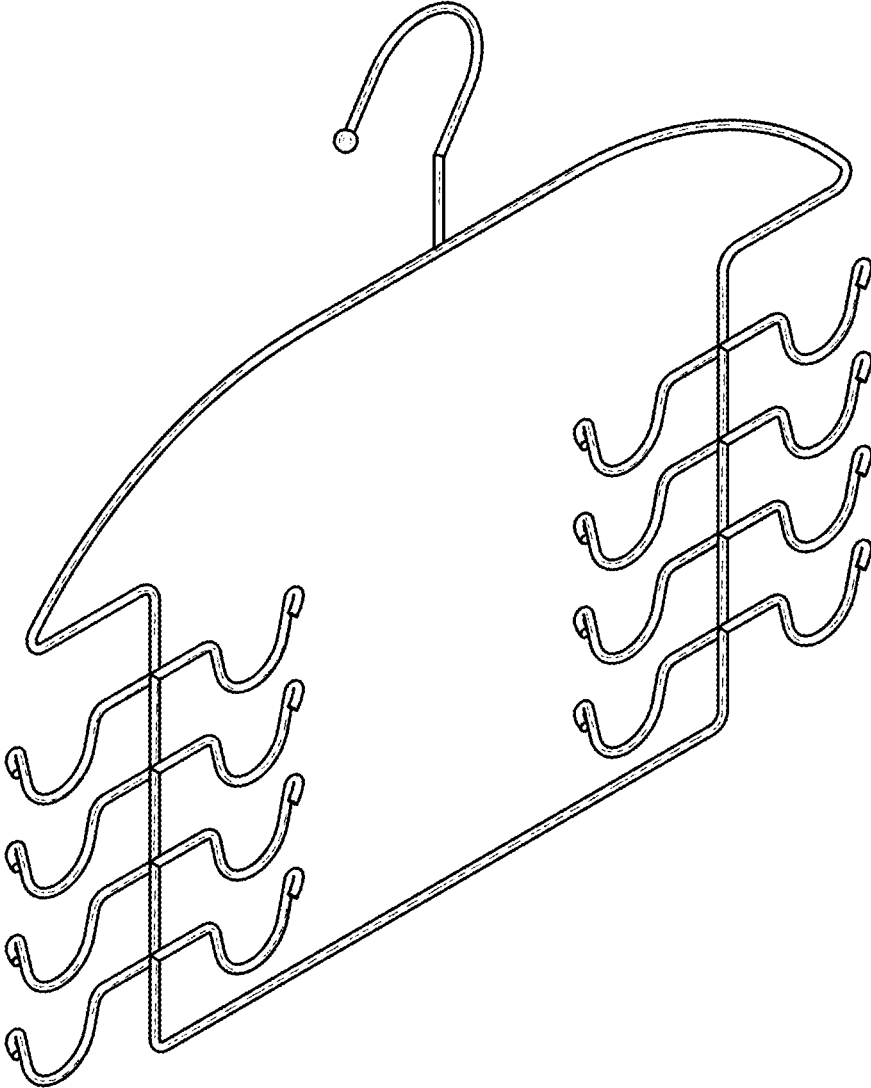


FIG. 2

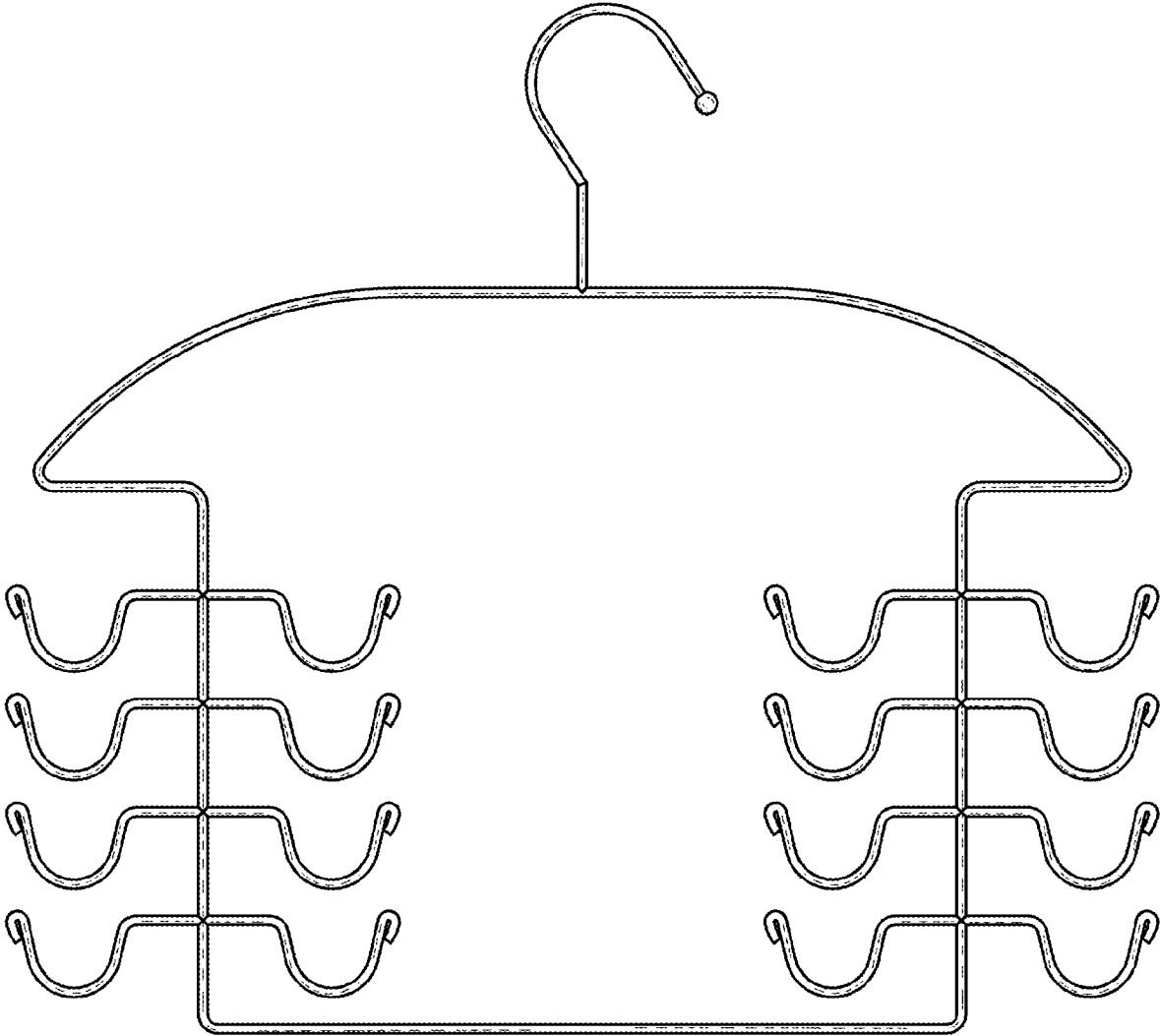


FIG. 3

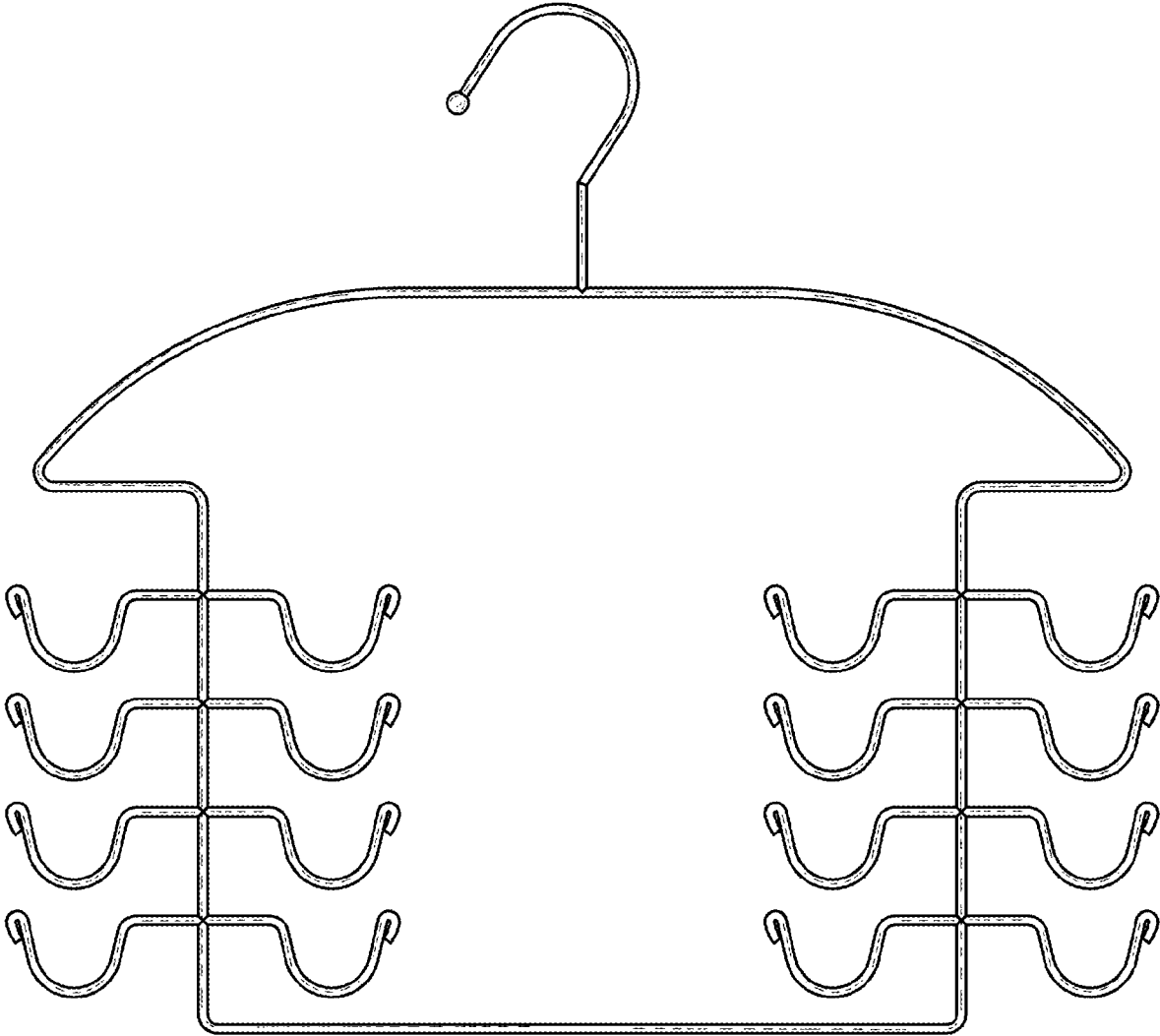


FIG. 4



FIG. 5



FIG. 6



FIG. 7



FIG. 8