



US00D749520S

(12) **United States Design Patent**  
**Leis et al.**

(10) **Patent No.:** **US D749,520 S**

(45) **Date of Patent:** **\*\* Feb. 16, 2016**

(54) **LUG BLOCK OF A LINE STAB UNIT**

(71) Applicant: **ROCKWELL AUTOMATION TECHNOLOGIES, INC.**, Mayfield Heights, OH (US)

(72) Inventors: **Kenneth K. Leis**, Wukasha, WI (US); **Dean Thomas Meyer**, Oak Creek, WI (US); **Paul T. Krause**, Fredonia, WI (US); **Troy M. Bellows**, Racine, WI (US); **Thomas J. Becker**, Milwaukee, WI (US)

(73) Assignee: **Rockwell Automation Technologies, Inc.**, Mayfield Heights, OH (US)

(\*\*) Term: **14 Years**

(21) Appl. No.: **29/511,171**

(22) Filed: **Dec. 8, 2014**

**Related U.S. Application Data**

(63) Continuation of application No. 14/049,925, filed on Oct. 9, 2013.

(51) **LOC (10) Cl.** ..... **13-03**

(52) **U.S. Cl.**  
USPC ..... **D13/148; D13/118**

(58) **Field of Classification Search**  
USPC ..... D13/101, 118, 122-125, 133, 148, 149, D13/154, 158-161, 184, 199

CPC ..... H01R 9/22; H01R 4/24; H01R 4/18; H01R 4/36; H01R 4/302; H01R 13/11; H01R 13/18; H01R 43/0484; H01H 47/00; H01H 71/08; H01H 4/60

See application file for complete search history.

(56) **References Cited**

**U.S. PATENT DOCUMENTS**

4,093,970 A 6/1978 M\*Sadoques et al.  
4,214,806 A 7/1980 Kraft  
D268,751 S 4/1983 Froh  
5,107,396 A 4/1992 Rosen et al.

D325,899 S 5/1992 Krokaugger  
5,190,485 A 3/1993 Ransdell  
D361,750 S 8/1995 Ansley  
6,084,188 A 7/2000 Mueller et al.  
6,437,268 B1 8/2002 Etscheidt et al.  
6,529,112 B1 3/2003 Leone  
6,722,926 B2\* 4/2004 Chevassus-More ... H02G 5/005 439/721  
D516,521 S \* 3/2006 Yao ..... D13/154  
7,772,723 B1 8/2010 Flegel  
D721,333 S \* 1/2015 Leis ..... D13/118  
2008/0287011 A1\* 11/2008 Piovesan ..... H01R 13/112 439/818  
2009/0251274 A1\* 10/2009 Pavlovic ..... H01H 85/0417 337/268  
2011/0076901 A1\* 3/2011 Glick ..... H01R 9/245 439/839  
2012/0064746 A1 3/2012 Bellows et al.  
2013/0273786 A1\* 10/2013 Ahangar ..... H01R 4/4809 439/786  
2015/0099407 A1\* 4/2015 Leis ..... H01R 4/18 439/881

\* cited by examiner

*Primary Examiner* — Thomas Johannes

*Assistant Examiner* — Shawn T Gingrich

(74) *Attorney, Agent, or Firm* — Fletcher Yoder, P.C.

(57) **CLAIM**

The ornamental design for a lug block of a line stab unit, as shown and described.

**DESCRIPTION**

U.S. Design application Ser. No. 29/485,773, which is also a continuation of U.S. patent application Ser. No. 14/049,925 is also incorporated herein by reference.

FIG. 1 is a from perspective view of a lug block of a line stab unit showing our new design;

FIG. 2 is a left side view thereof;

FIG. 3 is a right side view thereof;

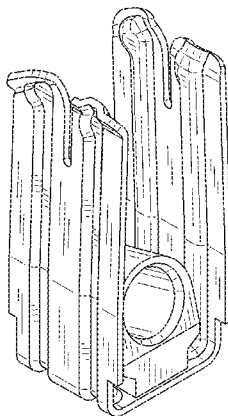
FIG. 4 is front view thereof;

FIG. 5 is a back view thereof;

FIG. 6 is a top plan view thereof; and,

FIG. 7 is a bottom plan view thereof.

**1 Claim, 4 Drawing Sheets**






FIG. 1




FIG. 2

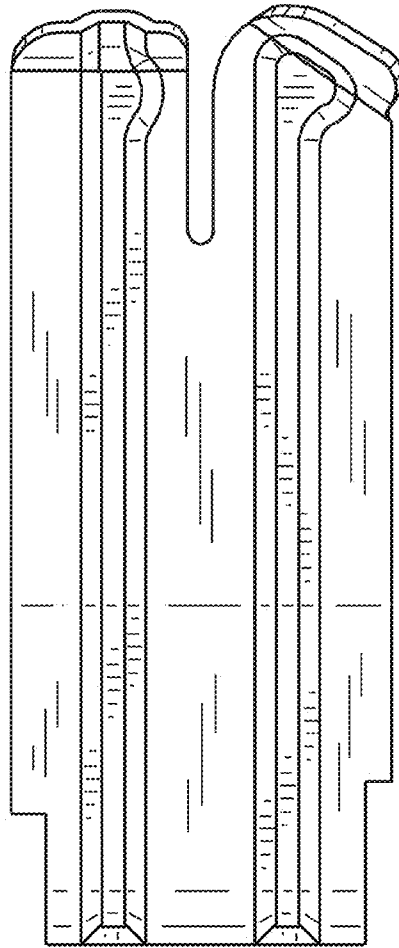


FIG. 3

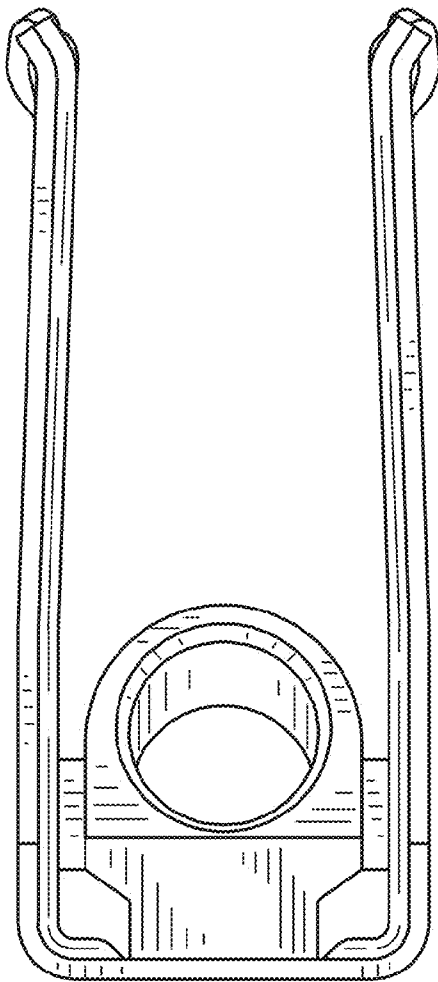


FIG. 4

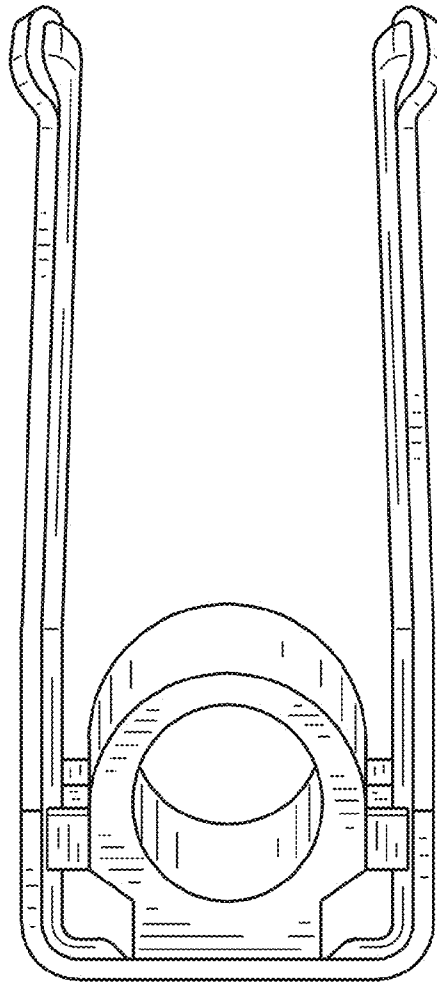


FIG. 5

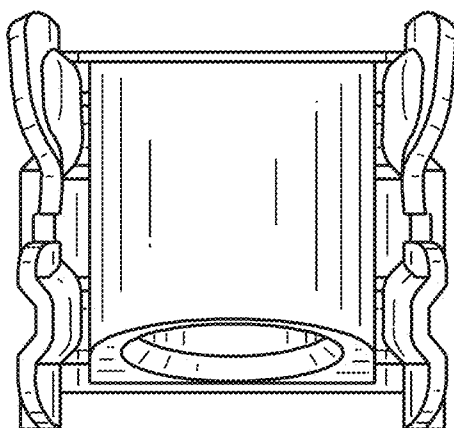


FIG. 6

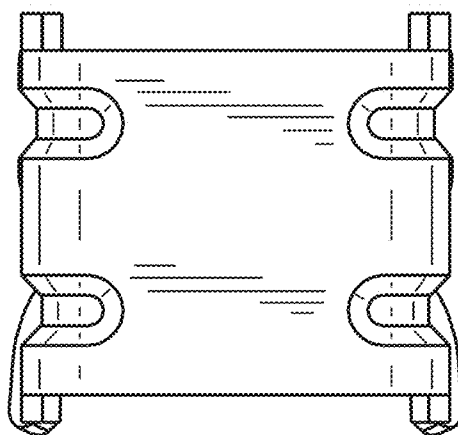


FIG. 7