



US00D565657S

(12) **United States Design Patent**
Kitamura et al.

(10) **Patent No.:** **US D565,657 S**

(45) **Date of Patent:** **** Apr. 1, 2008**

(54) **CAP FOR A MARKING PEN**

(75) Inventors: **Makiko Kitamura**, Nara (JP);
Motoharu Saito, Nara (JP); **Ryoichi Isono**, Nara (JP)

(73) Assignee: **Kuretake Co., Ltd.**, Nara (JP)

(**) Term: **14 Years**

(21) Appl. No.: **29/260,514**

(22) Filed: **May 25, 2006**

(30) **Foreign Application Priority Data**

Nov. 25, 2005 (JP) 2005-034734

(51) **LOC (8) CL.** **19-06**

(52) **U.S. CL.** **D19/57**

(58) **Field of Classification Search** D19/35,
D19/36, 41-51, 54-57; D27/146; 24/11 R,
24/11 F, 11 P; 401/6-8, 52, 99, 100, 104-109,
401/192, 195, 243-247, 334; 362/118
See application file for complete search history.

(56) **References Cited**

U.S. PATENT DOCUMENTS

- D190,307 S * 5/1961 Dieger D19/51
- D218,492 S * 8/1970 Bich D19/42
- D287,028 S * 12/1986 Thevenot D19/51
- D331,260 S * 11/1992 Bannwart D19/51
- D331,261 S * 11/1992 Bannwart D19/51
- D342,091 S * 12/1993 Chen D19/51
- D342,546 S * 12/1993 Song D19/50

- D353,620 S * 12/1994 De Baillon D19/50
- D398,934 S * 9/1998 Veillon D19/51
- D539,349 S * 3/2007 Katami D19/51

FOREIGN PATENT DOCUMENTS

EP 000555479-0001 * 10/2006

* cited by examiner

Primary Examiner—Elizabeth A. Albert

Assistant Examiner—Karen E Eldridge Powers

(74) *Attorney, Agent, or Firm*—Osha Liang LLP

(57) **CLAIM**

The ornamental design for a cap for a marking pen, as shown and bed.

DESCRIPTION

FIG. 1 is a perspective view of a cap for a marking pen according to the invention.

FIG. 2 is a front view of the design according to the invention.

FIG. 3 is a rear view of the design according to the invention.

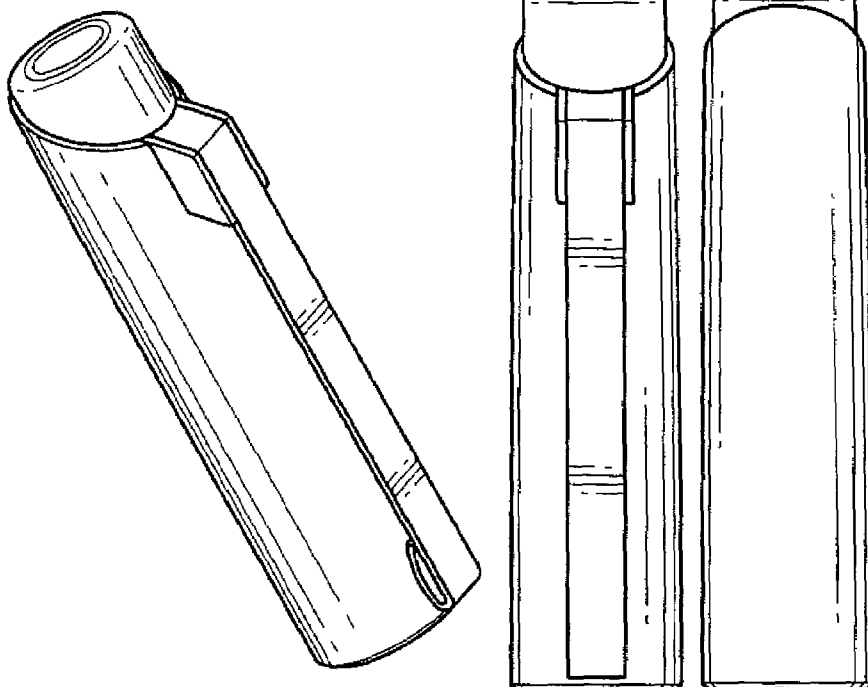
FIG. 4 is a side view of the design according to the invention.

FIG. 5 is a top view of the design according to the invention.

FIG. 6 is a bottom view of the design according to the invention; and,

FIG. 7 is a cross-sectional view of the design taken along line 7—7 as shown in FIG. 6.

1 Claim, 2 Drawing Sheets



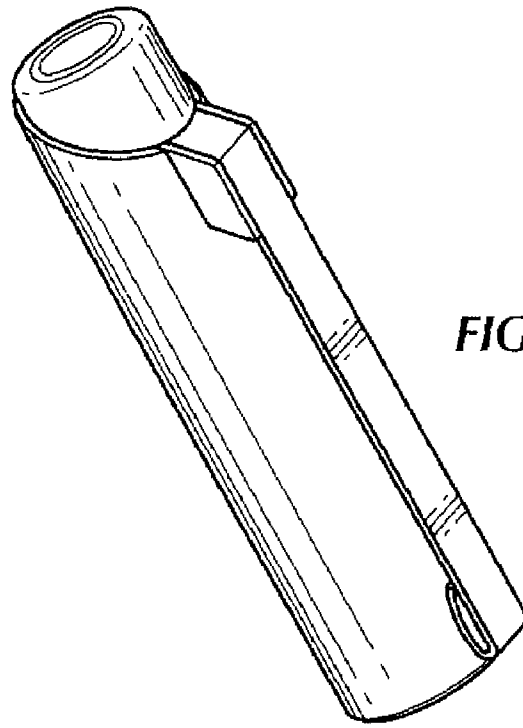


FIG. 1




FIG. 2




FIG. 3




FIG. 4

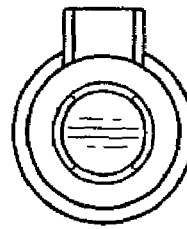


FIG. 5



FIG. 6

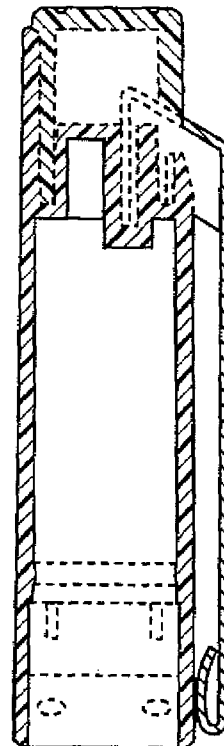


FIG. 7