



US00D793499S

(12) **United States Design Patent**  
**Ormsbee et al.**

(10) **Patent No.:** **US D793,499 S**

(45) **Date of Patent:** **\*\* Aug. 1, 2017**

(54) **LED BALL**

(71) Applicant: **Nite Ize, Inc.**, Boulder, CO (US)

(72) Inventors: **Bowden Ormsbee**, Longmont, CO (US); **Rex W. Stevens**, Longmont, CO (US)

(73) Assignee: **Nite Ize, Inc.**, Boulder, CO (US)

(\*\*) Term: **15 Years**

(21) Appl. No.: **29/550,600**

(22) Filed: **Jan. 5, 2016**

(51) **LOC (10) Cl.** ..... **21-02**

(52) **U.S. Cl.**  
USPC ..... **D21/707**

(58) **Field of Classification Search**  
USPC ..... D21/707-714, 373, 386, 398, 405, 406, D21/498, 502, 503; D30/160; D11/121; 473/569, 570, 571, 575, 595, 596, 473/612-615; 119/707-711  
CPC ..... A63B 37/0001; A63B 37/10; A63B 37/14; A63B 39/00; A63B 39/06; A63B 2039/003; A63B 43/00; A63B 43/002; A63B 43/02; A63B 43/04; A63B 43/06; A63B 2043/001; A63B 65/00; A63B 65/12; A63B 65/122; A63H 33/18; A01K 15/025

See application file for complete search history.

(56) **References Cited**

**U.S. PATENT DOCUMENTS**

- D264,364 S \* 5/1982 Pazurek ..... D21/713
- D265,573 S \* 7/1982 Clarke ..... D21/406
- 4,974,844 A \* 12/1990 Richards ..... A63B 43/002  
273/DIG. 20
- D453,240 S \* 1/2002 Simon ..... D30/160
- D467,287 S \* 12/2002 Manville ..... D21/498
- D469,824 S \* 2/2003 Manville ..... D21/498

- D473,021 S \* 4/2003 Gourley ..... D30/160
- D511,029 S \* 10/2005 Willinger ..... D21/713
- D539,367 S \* 3/2007 Jones ..... D21/713
- D540,496 S \* 4/2007 Axelrod ..... D30/160
- 7,608,003 B1 \* 10/2009 Fusco ..... A63B 43/00  
473/613
- D640,018 S \* 6/2011 Rutherford ..... D30/160
- D707,303 S \* 6/2014 Saber ..... D21/398
- 9,295,921 B2 \* 3/2016 Renforth ..... A63H 33/26
- 2003/0186616 A1 \* 10/2003 Manville ..... A63H 33/101  
446/85
- 2005/0032457 A1 \* 2/2005 Gick ..... A01K 15/025  
446/409
- 2010/0041302 A1 \* 2/2010 Rutherford ..... A63H 5/00  
446/188
- 2013/0029794 A1 \* 1/2013 Kortegast ..... A63B 43/06  
473/570
- 2013/0074780 A1 \* 3/2013 Wechsler ..... A01K 15/026  
119/710

(Continued)

*Primary Examiner* — Catherine Tuttle

(74) *Attorney, Agent, or Firm* — Haynes and Boone, LLP

(57) **CLAIM**

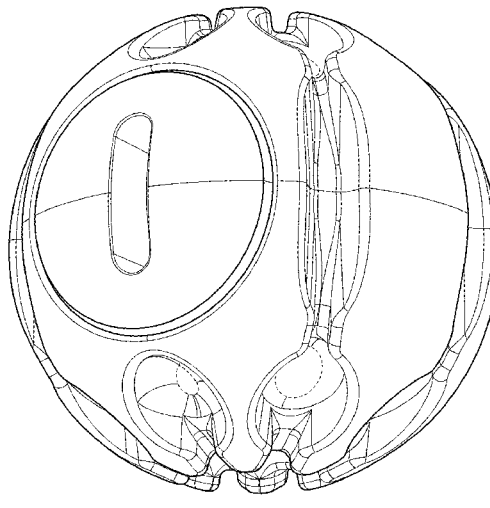
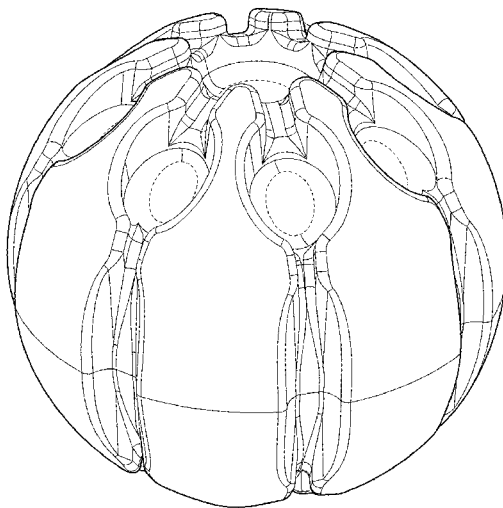
The ornamental design for an LED ball, as shown and described.

**DESCRIPTION**

- FIG. 1 is a top and front perspective view of the LED ball showing my new design;
- FIG. 2 is a rear and bottom perspective view thereof;
- FIG. 3 is a front view thereof;
- FIG. 4 is a rear view thereof;
- FIG. 5 is a right side view thereof;
- FIG. 6 is a left side view thereof;
- FIG. 7 is a top view thereof; and,
- FIG. 8 is a bottom view thereof.

The broken lines in the drawings are included for the purpose of illustrating portions of the LED ball that form no part of the claimed design.

**1 Claim, 5 Drawing Sheets**



(56)

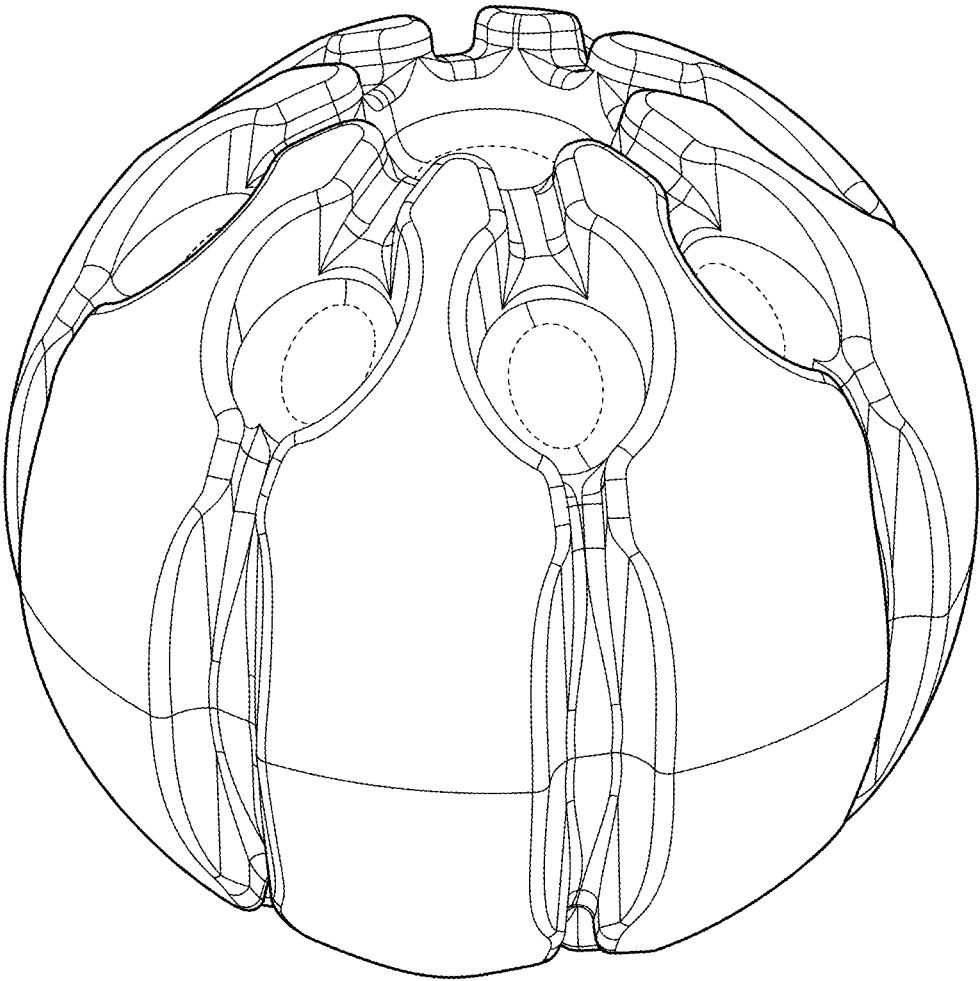
**References Cited**

U.S. PATENT DOCUMENTS

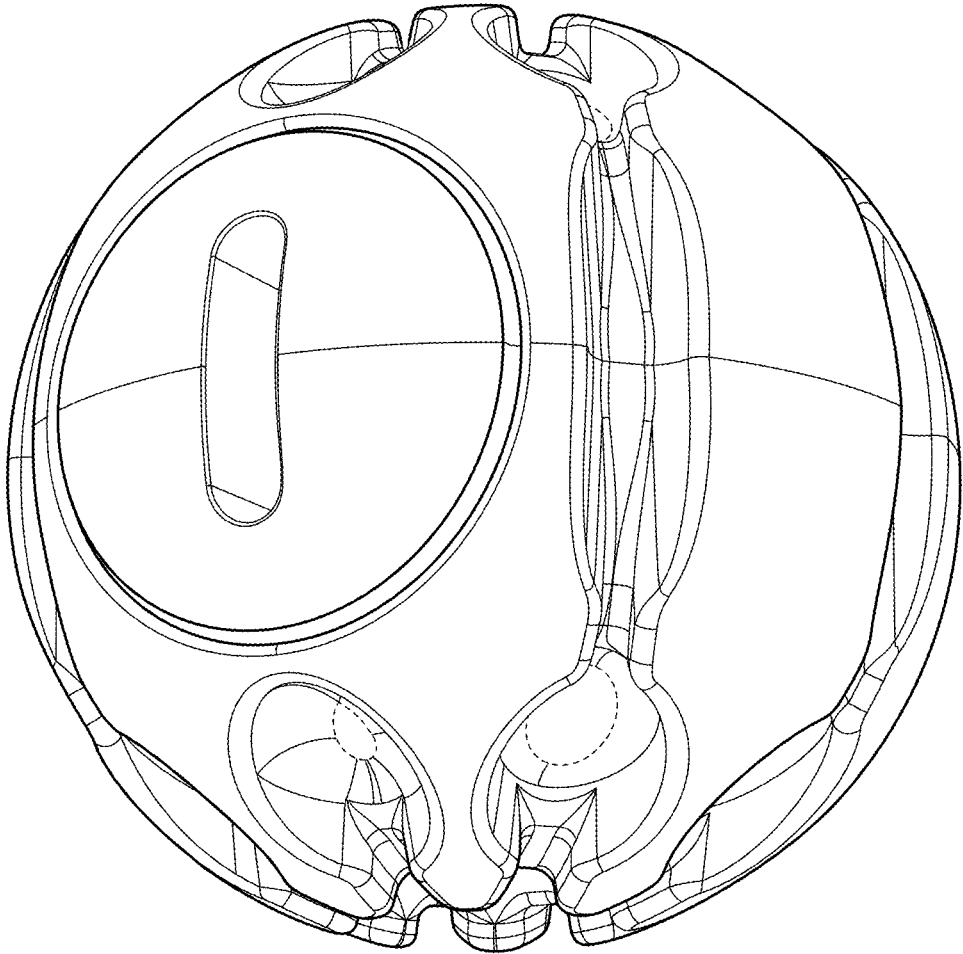
2015/0020748 A1\* 1/2015 Wechsler ..... A01K 15/025  
119/711

\* cited by examiner

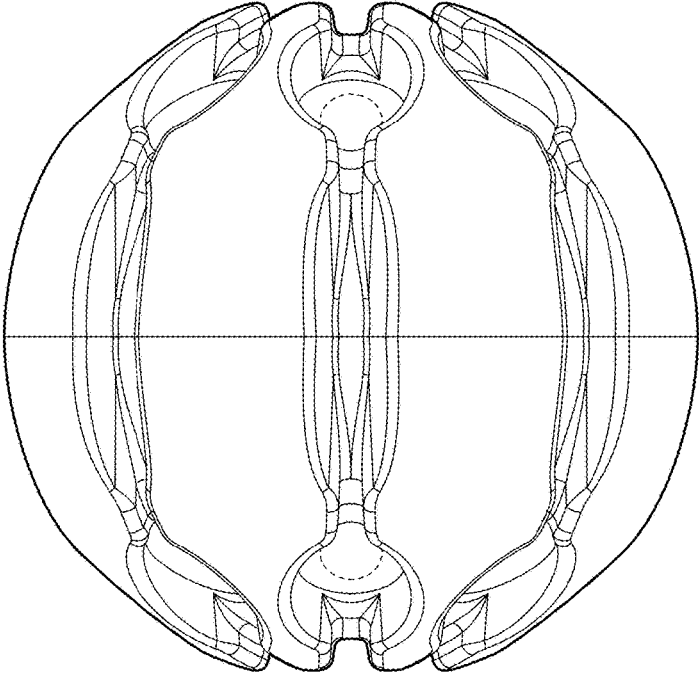
**FIG. 1**



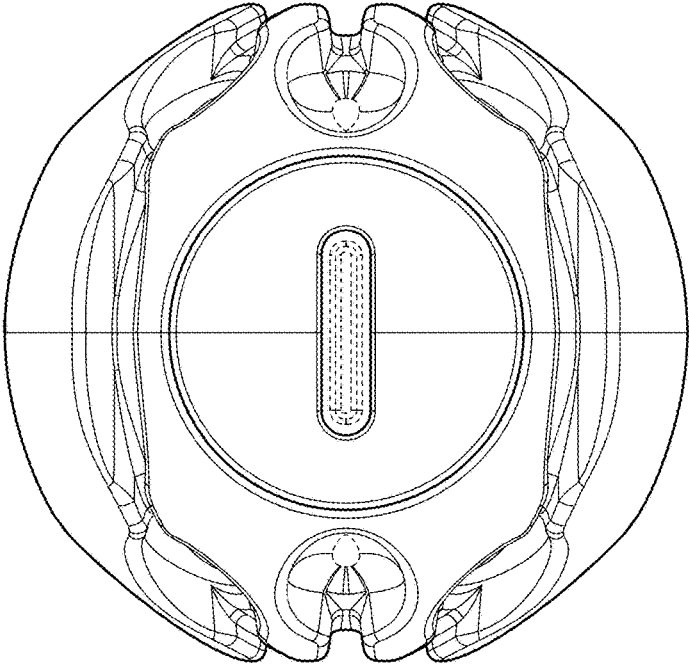
**FIG. 2**



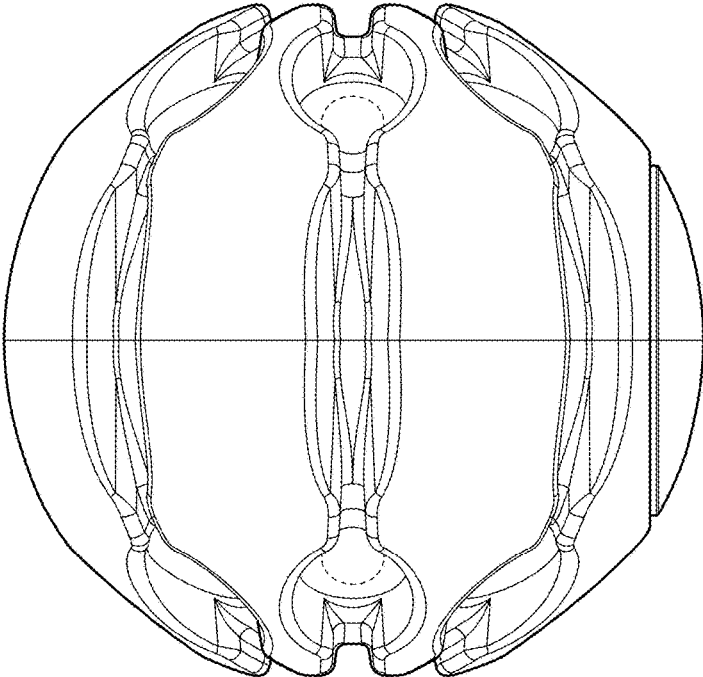
**FIG. 3**



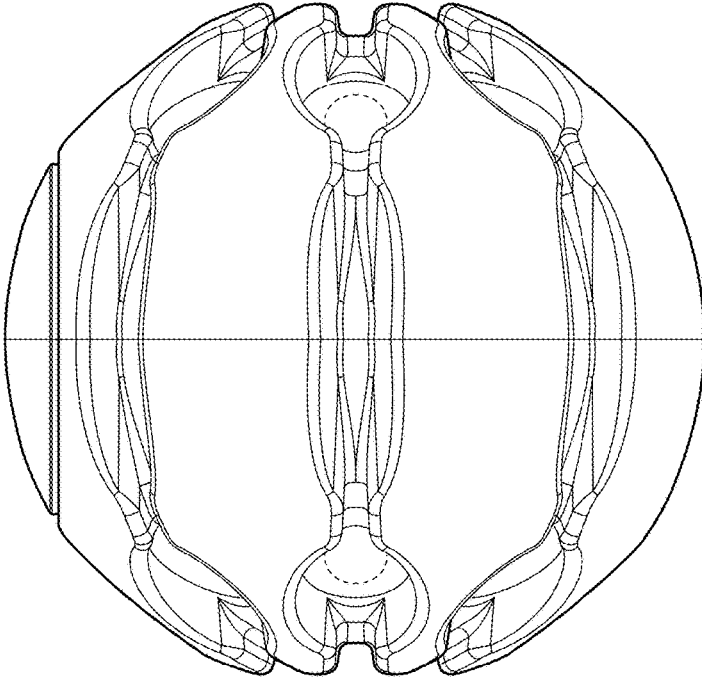
**FIG. 4**



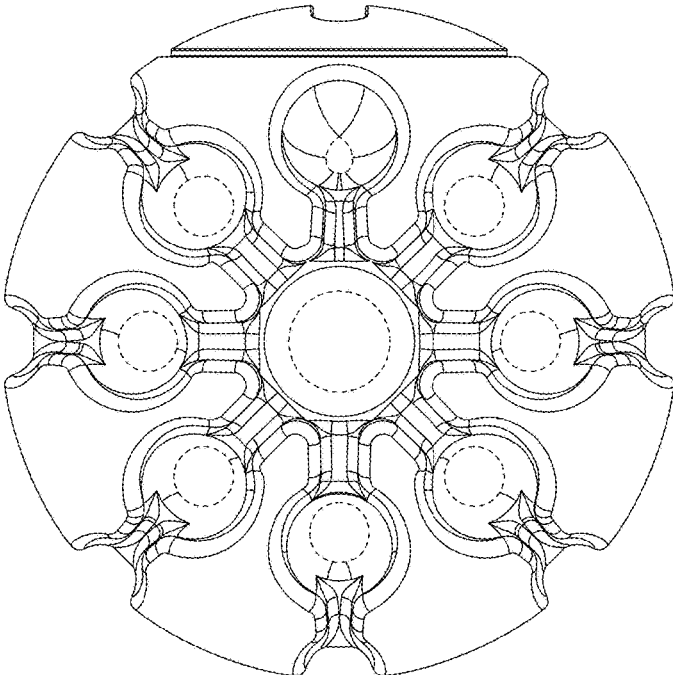
**FIG. 5**



**FIG. 6**



**FIG. 7**



**FIG. 8**

