

United States Patent [19]
Miklja

[11] **Patent Number: Des. 301,166**

[45] **Date of Patent: ** May 16, 1989**

[54] **MATTRESS FOR ENDOSCOPIC EXAMINATION**

[75] **Inventor: Janel Miklja, Habo, Sweden**

[73] **Assignee: Eureka AB, Bromma, Sweden**

[**] **Term: 14 Years**

[21] **Appl. No.: 943,315**

[22] **Filed: Dec. 19, 1986**

[30] **Foreign Application Priority Data**

Jul. 1, 1986 [SE] Sweden 86-1570

[52] **U.S. Cl.** D24/3; D6/368;
D6/382; D6/596

[58] **Field of Search** D24/3; 269/322, 324-328;
D6/483, 502, 596, 595, 360, 368, 382, 329;
5/448, 431, 432, 434

[56] **References Cited**

U.S. PATENT DOCUMENTS

D. 216,788 3/1970 Petersen et al. D6/368
D. 220,952 6/1971 Petersen et al. D6/360
D. 246,816 1/1978 Tam et al. D6/596
4,665,573 5/1987 Fiore 5/448

Primary Examiner—A. Hugo Word
Assistant Examiner—Stella M. Reid
Attorney, Agent, or Firm—Young & Thompson

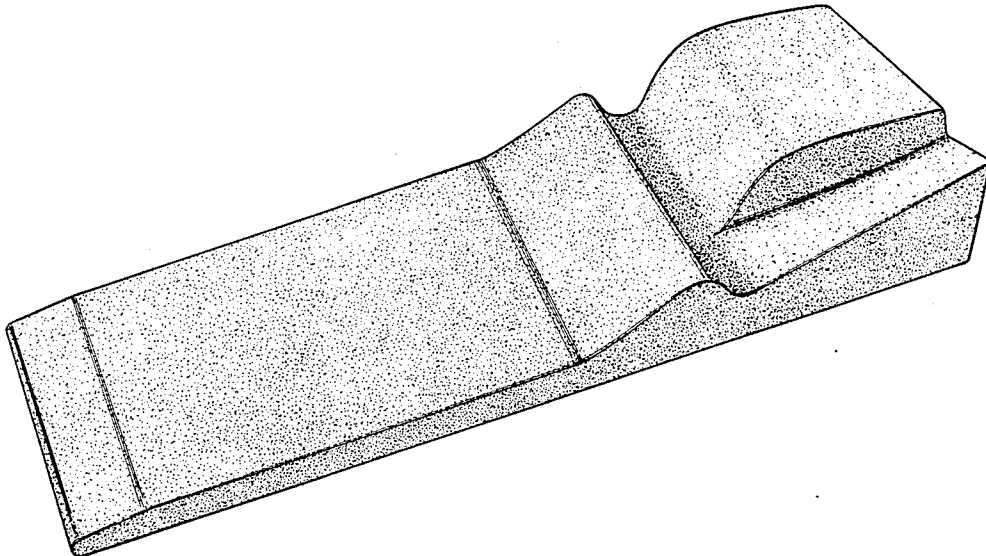
[57] **CLAIM**

The ornamental design for a mattress for endoscopic examination, as shown and described.

DESCRIPTION

FIG. 1 is a top and side perspective view of a mattress for endoscopic examination, showing my new design; and

FIG. 2 is a top and side perspective view thereof from the side opposite that shown in FIG. 1.



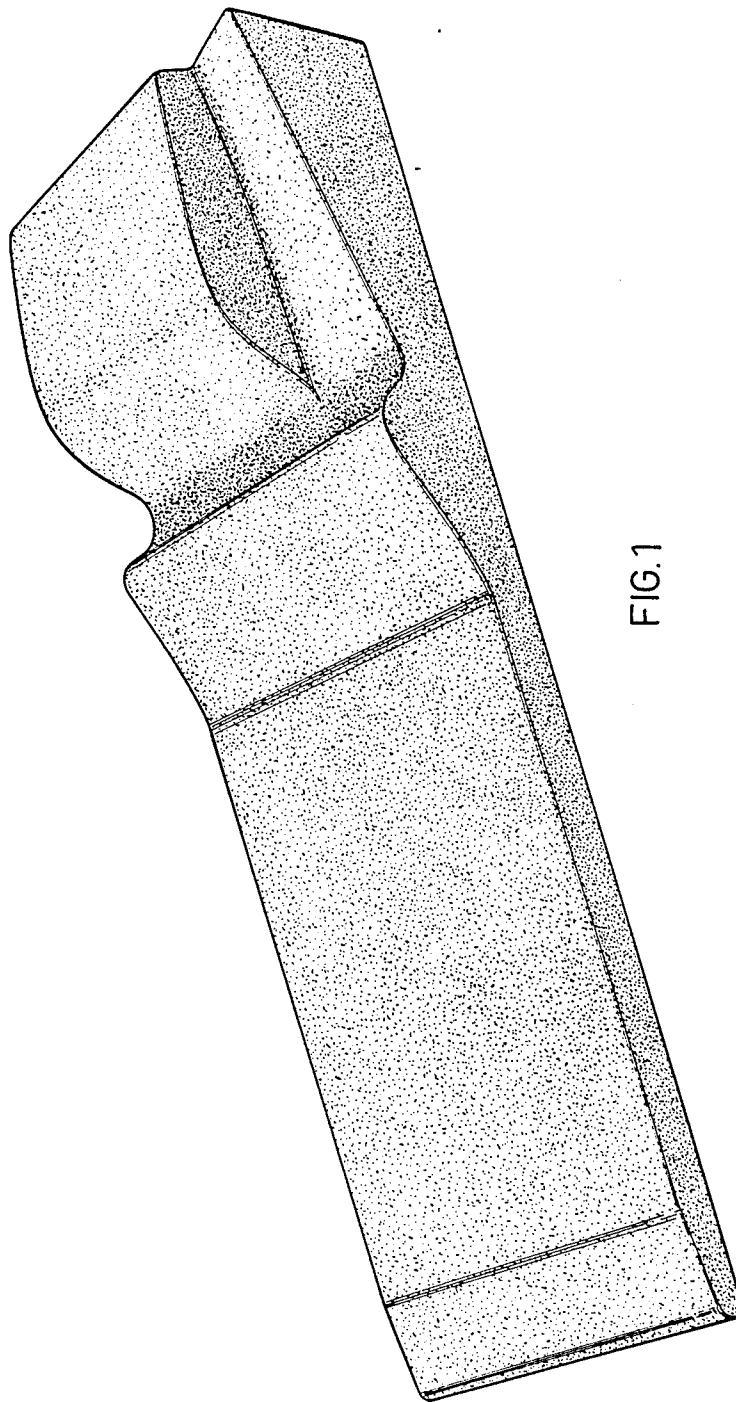


FIG. 1

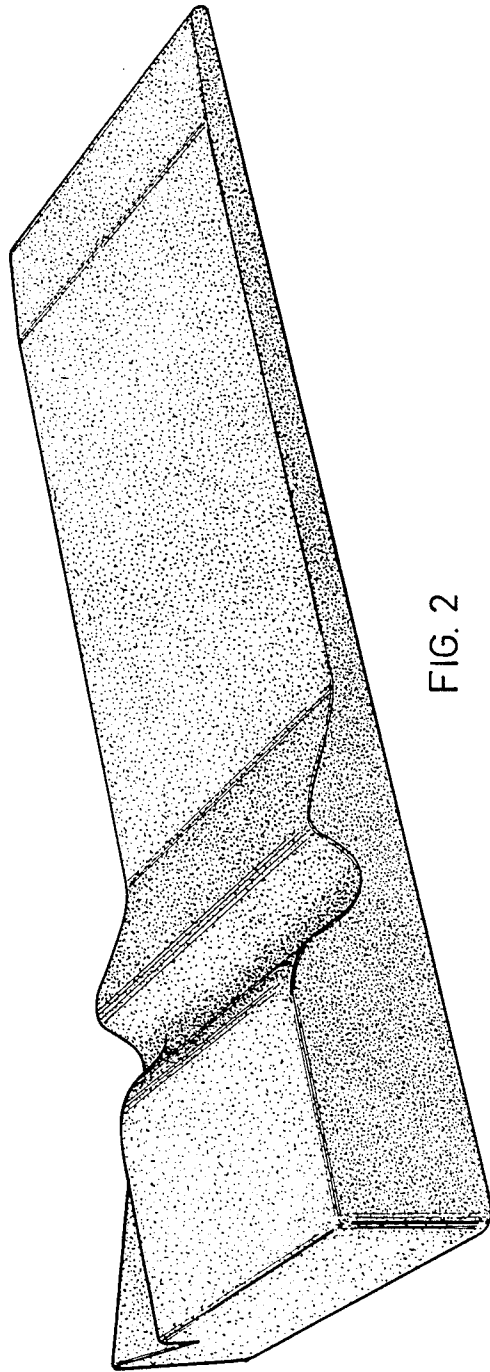


FIG. 2