

(12) **United States Design Patent**  
**Tachiiri et al.**

(10) **Patent No.:** **US D734,225 S**  
(45) **Date of Patent:** **\*\* Jul. 14, 2015**

(54) **OPERATION DEVICE FOR VEHICLE EQUIPMENT**

(71) Applicant: **DENSO CORPORATION**, Kariya, Aichi-pref. (JP)

(72) Inventors: **Motoki Tachiiri**, Nagoya (JP); **Yasuhiko Yamazaki**, Nagoya (JP)

(73) Assignee: **DENSO CORPORATION**, Kariya (JP)

(\*\*) Term: **14 Years**

(21) Appl. No.: **29/469,319**

(22) Filed: **Oct. 9, 2013**

(30) **Foreign Application Priority Data**

Apr. 10, 2013 (JP) ..... 2013-008043

(51) **LOC (10) CL.** ..... **12-16**

(52) **U.S. Cl.**  
USPC ..... **D12/179**

(58) **Field of Classification Search**

USPC ..... D12/174, 179, 400, 606; D14/117.1, D14/117.2, 117.4, 117.9, 412-416, 302; D21/324, 328, 333, 565, 566; D8/303; 74/335, 473.1, 473 R, 475, 489, 502.2, 74/523, 551.8, 551.9; 200/43.17, 61.28, 200/61.91; 340/426.16, 456, 825.69, 340/825.72; 341/173

See application file for complete search history.

(56) **References Cited**

**U.S. PATENT DOCUMENTS**

D212,728 S \* 11/1968 Shimano et al. .... D12/179  
D217,206 S 4/1970 Schreckengost  
D217,207 S 4/1970 Schreckengost  
4,818,008 A \* 4/1989 Cressoni ..... 296/37.8

(Continued)

**FOREIGN PATENT DOCUMENTS**

WO WO 2014/167777 10/2014

**OTHER PUBLICATIONS**

U.S. Appl. No. 29/469,327, filed Oct. 9, 2013, Tachiiri et al.

(Continued)

*Primary Examiner* — Philip S Hyder

*Assistant Examiner* — Darlington Ly

(74) *Attorney, Agent, or Firm* — Harness, Dickey & Pierce, PLC

(57) **CLAIM**

The ornamental design for an operation device for a vehicle equipment, as shown and described.

**DESCRIPTION**

FIG. 1 is a front elevation view of an operation device for an operation device for a vehicle equipment showing our new design;

FIG. 2 is a rear elevation view thereof;

FIG. 3 is a top plan view thereof;

FIG. 4 is a bottom plan view thereof;

FIG. 5 is a left side elevation view thereof;

FIG. 6 is a right side elevation view thereof;

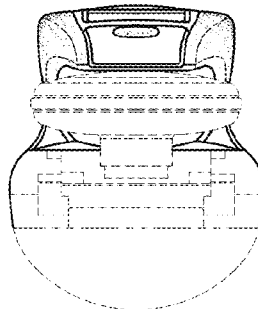
FIG. 7 is a front, bottom, and right side perspective view thereof; and,

FIG. 8 is a front, top, and left side perspective view thereof, wherein the operation device is shown in use and attached to a vehicle.

The article of the present design relates to an operation device for a vehicle equipment. For example, the operation device may be attached to a position of a vehicle, and may be used for remotely operating a vehicle equipment such as a navigation device, an air conditioner, various audio devices or the like, as shown in the reference view.

The uniform broken lines shown in the drawings illustrate portions of the operation device for a vehicle equipment that form no part of the claimed design. The broken lines in dash-dot form are provided to indicate the boundaries for a contrast in color of the surface. Neither the dash-dot broken lines nor a particular color are included in the claimed design.

**1 Claim, 4 Drawing Sheets**



(56)

**References Cited**

U.S. PATENT DOCUMENTS

5,085,481	A *	2/1992	Fluharty et al.	296/37.8
D340,042	S *	10/1993	Copper et al.	D14/388
D418,787	S	1/2000	Sacco et al.	
D440,917	S	4/2001	Pfeiffer	
D567,243	S *	4/2008	Ashida et al.	D14/412
7,571,663	B2 *	8/2009	Vigil	74/473.3
D618,334	S *	6/2010	Le et al.	D24/108
D626,517	S *	11/2010	Yano	D13/168
8,025,327	B1 *	9/2011	Schowalter	296/70
D656,438	S *	3/2012	Klatt et al.	D12/179
8,196,490	B2 *	6/2012	Kim	74/473.11
D685,702	S	7/2013	Ujimoto	
D691,217	S *	10/2013	Condon et al.	D21/566
2006/0037424	A1 *	2/2006	Pickering et al.	74/473.3

OTHER PUBLICATIONS

U.S. Appl. No. 29/469,323, filed Oct. 9, 2013, Tachiiri et al.  
 U.S. Appl. No. 29/469,321, filed Oct. 9, 2013, Tachiiri et al.  
 U.S. Appl. No. 29/469,318, filed Oct. 9, 2013, Tachiiri et al.

U.S. Appl. No. 29/469,317, filed Oct. 9, 2013, Tachiiri et al.  
 Office action dated Jul. 15, 2014 in corresponding U.S. Appl. No. 29/469,317.  
 Office action dated Jun. 30, 2014 in corresponding U.S. Appl. No. 29/469,327.  
 Office action dated Jul. 1, 2014 in corresponding U.S. Appl. No. 29/469,323.  
 Office action dated Jul. 1, 2014 in corresponding U.S. Appl. No. 29/469,318.  
 Office action dated Jul. 2, 2014 in corresponding U.S. Appl. No. 29/469,321.  
 Office action dated Nov. 28, 2014 in corresponding U.S. Appl. No. 29/469,327.  
 Office action dated Nov. 21, 2014 in corresponding U.S. Appl. No. 29/469,323.  
 Office action dated Nov. 28, 2014 in corresponding U.S. Appl. No. 29/469,321.  
 Office action dated Nov. 28, 2014 in corresponding U.S. Appl. No. 29/469,318.  
 Office action dated Dec. 11, 2014 in corresponding U.S. Appl. No. 29/469,317.

\* cited by examiner

FIG - 1

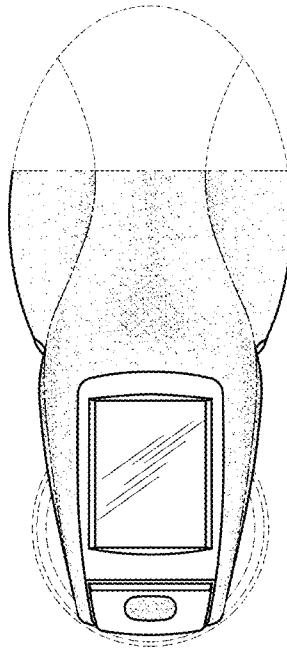


FIG - 2

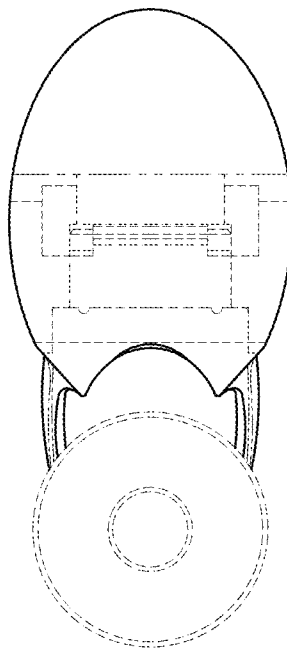


FIG - 3

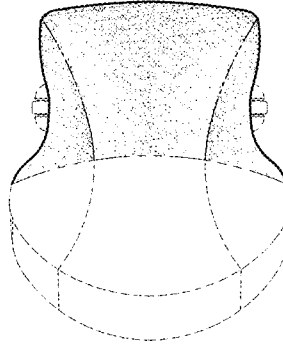


FIG - 4

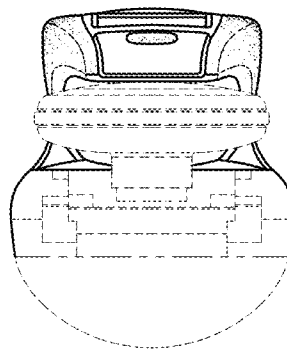


FIG - 5

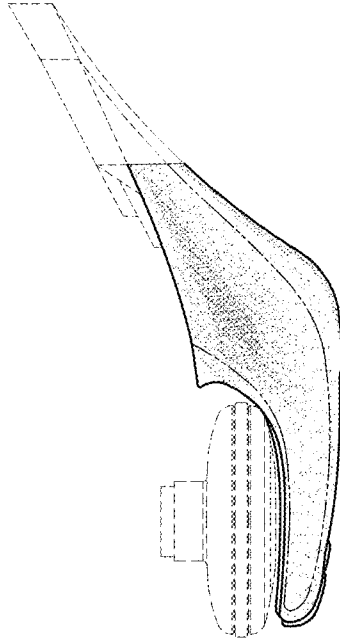


FIG - 6

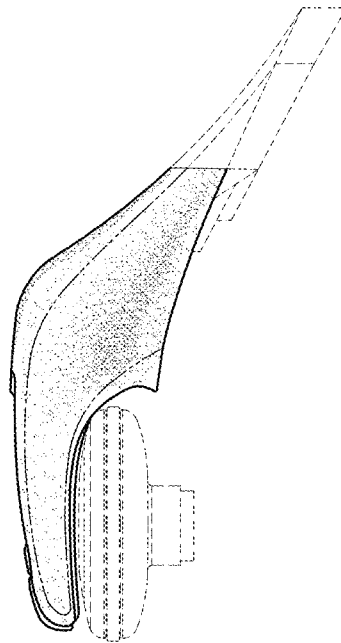


FIG - 7

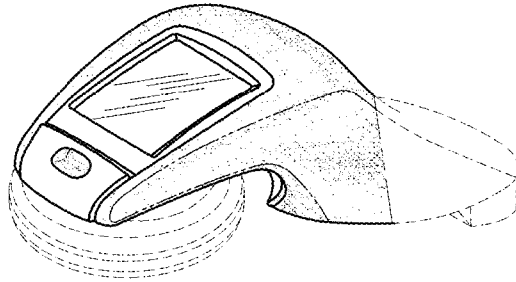


FIG - 8

