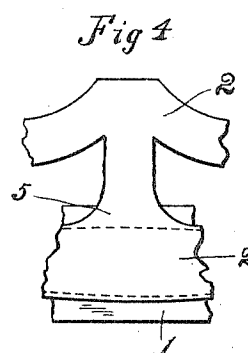
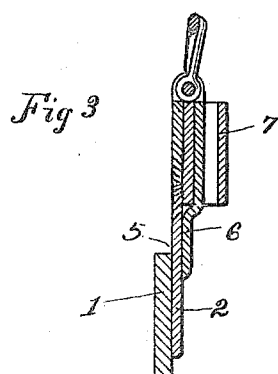
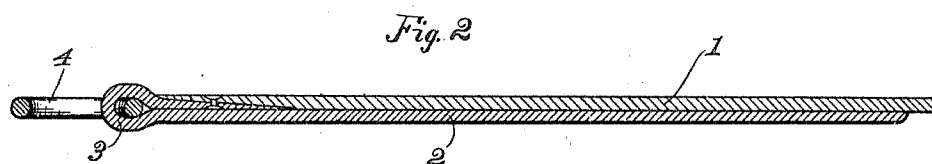
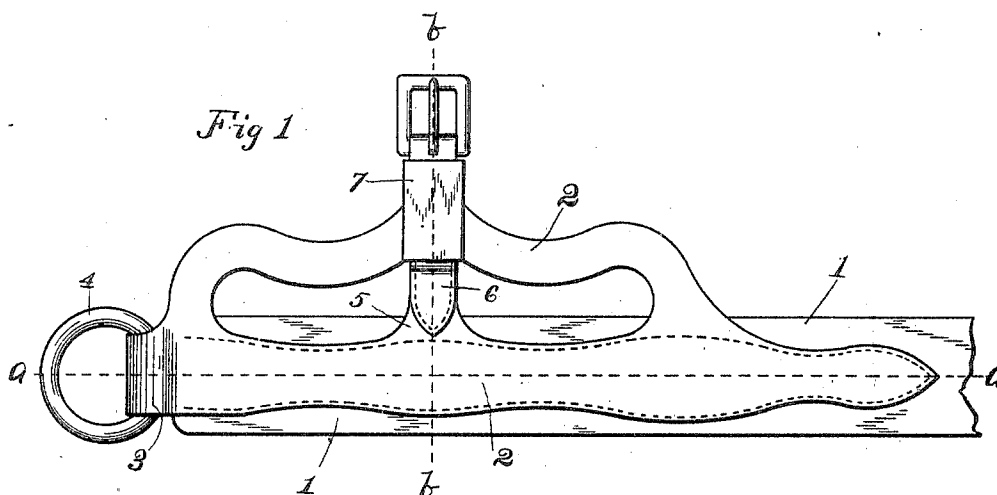


No. 811,521.

PATENTED JAN. 30, 1906.

F. X. SCHUMAKER.  
STAY FOR HARNESS BREECHING.  
APPLICATION FILED MAR. 1, 1904.



WITNESSES:

*R. E. Hamilton.*  
*J. W. Garrison.*

INVENTOR

*F. X. Schumaker.*

*By Higdon & Higdon*  
*ATTYS*

# UNITED STATES PATENT OFFICE.

FRANK X. SCHUMAKER, OF FORT SCOTT, KANSAS.

## STAY FOR HARNESS-BREECHING.

No. 811,521.

Specification of Letters Patent.

Patented Jan. 30, 1906.

Application filed March 1, 1904. Serial No. 196,106.

*To all whom it may concern:*

Be it known that I, FRANK X. SCHUMAKER, a citizen of the United States, residing at Fort Scott, in the county of Bourbon and State of Kansas, have invented new and useful Improvements in Stays for Harness-Breeching, of which the following is a specification.

My invention relates to improvements in stays for breeching for harness; and the object of my invention is to provide a stay or layer for holding the breeching in position on the rear of the animal that will be neat in appearance and perfect in construction and susceptible of long durability.

Figure 1 is a side elevation of a section of the breeching with my stay in position on the breeching. Fig. 2 is a longitudinal sectional view of the breeching and the stay, taken on line *a a* of Fig. 1. Fig. 3 is a cross-sectional view of Fig. 1, taken on line *b b*, showing the manner of attaching the buckle-strap and loop to the breeching-stay. Fig. 4 illustrates a broken section of the breeching and the stay with the buckle and loop removed, disclosing the central support, which is integral therewith.

With the above description I will now proceed to more fully describe my invention by referring to corresponding numerals on the drawings and the specification, in which—

1 illustrates one end of the breeching of a harness. Securely stitched thereto is a breeching-stay 2. Said stay is produced from a single piece of leather, and the front end thereof, 3, is of sufficient length to provide a loop for securing a holdback-strap ring 4 to the end of the breeching and the stay.

My object in producing this breeching-stay of a single piece of leather is that I find in practice that it is much more durable and equally as cheap and more reliable than the usual way in which breeching-stays are made and secured to the breeching.

It will be noticed by referring to Fig. 4 that the single piece of leather from which my breeching-stay is produced includes a central vertical strap 5, which is integral with the other parts of the stay. Rigidly secured to said strap 5 is a buckle-strap 6, together with a loop 7, secured thereto. The buckle-strap 6 and the central strap 5 are chamfered and lapped, as shown in Fig. 3.

Having now fully described my invention, what I claim, and desire to secure by Letters Patent of the United States, is—

1. In a breeching-stay for harness of the character described, a stay of the configuration shown, constructed of a single piece of leather, and comprising a body portion, inwardly-extending arms, a central support integral with the body portion and the arms; substantially as described.

2. In a breeching-stay for harness of the character described, the combination of a breeching, a stay stitched to the breeching, inwardly-extending arms integral with the stay, a central support integral with the central portion of the stay and with the inwardly-extending arms; substantially as described.

In testimony whereof I affix my signature in the presence of two witnesses.

FRANK X. SCHUMAKER.

Witnesses:

E. C. GATES,

WALTER WILSON.