

[54] CHAIN LINK

[76] Inventor: Robert J. Lickton, 310 Lake, Oak Park, Ill. 60302

[**] Term: 14 Years

[21] Appl. No.: 492,618

[22] Filed: May 9, 1983

[52] U.S. Cl. D8/499

[58] Field of Search D8/499; 152/231, 239, 152/241, 243; 59/82, 84, 85, 87, 90, 92; 474/218, 220; 29/DIG. 73; D12/154

[56] References Cited

U.S. PATENT DOCUMENTS

580,449	4/1897	Caldwell	474/218
951,555	3/1910	Belcher	474/220
3,054,300	9/1962	Bowman	474/218
4,043,215	8/1977	Long et al.	474/218
4,272,952	6/1981	Graham	59/84

FOREIGN PATENT DOCUMENTS

931207 2/1948 France 74/220

Primary Examiner—B. J. Bullock
Attorney, Agent, or Firm—Mason, Kolehmainen, Rathburn & Wyss

[57] CLAIM

The ornamental design for a chain link, substantially as shown.

DESCRIPTION

FIG. 1 is a front perspective view of a chain link embodying my new design;
FIG. 2 is a top view thereof rotated 180° from FIG. 1;
FIG. 3 is a front elevational view thereof, the rear being substantially a mirror image;
FIG. 4 is an end elevational view taken from the left of FIG. 3;
FIG. 5 is a bottom view of FIG. 2;
FIG. 6 is a sectional view taken along line 6—6 of FIG. 3;
FIG. 7 is a sectional view taken in the direction of the arrows on line 7—7 of FIG. 1.

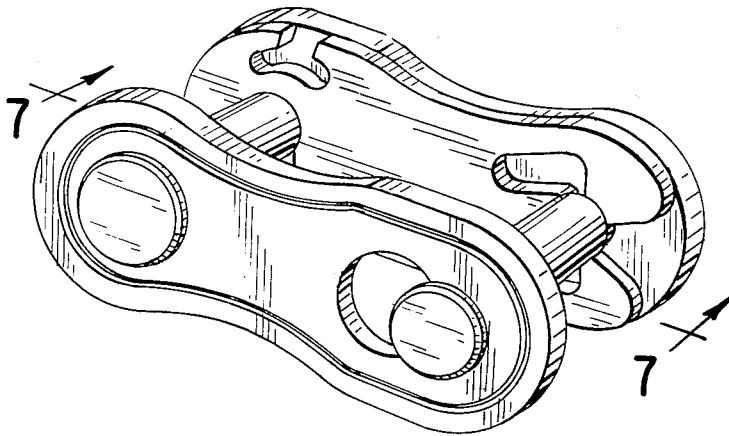


FIG. 1

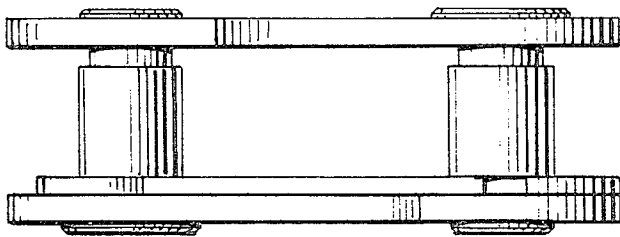
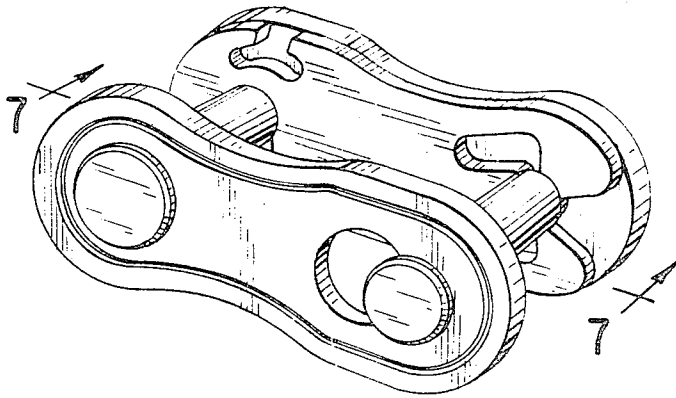


FIG. 2

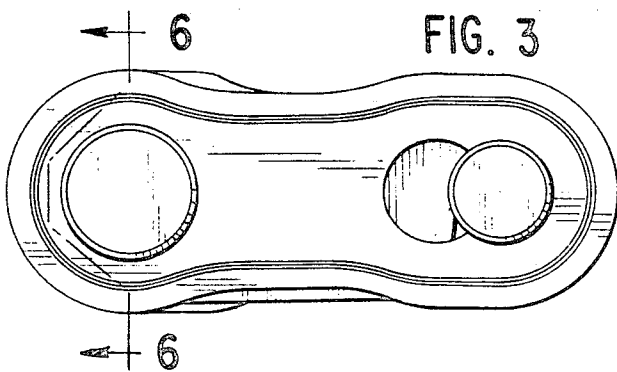


FIG. 3

FIG. 4

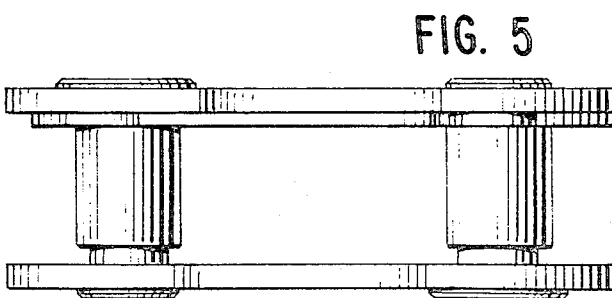
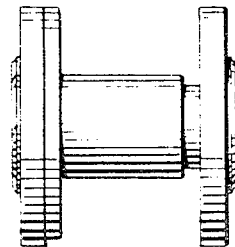


FIG. 5

FIG. 6

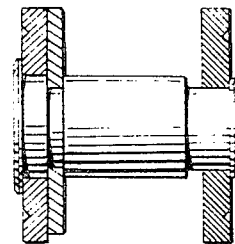


FIG. 7

