

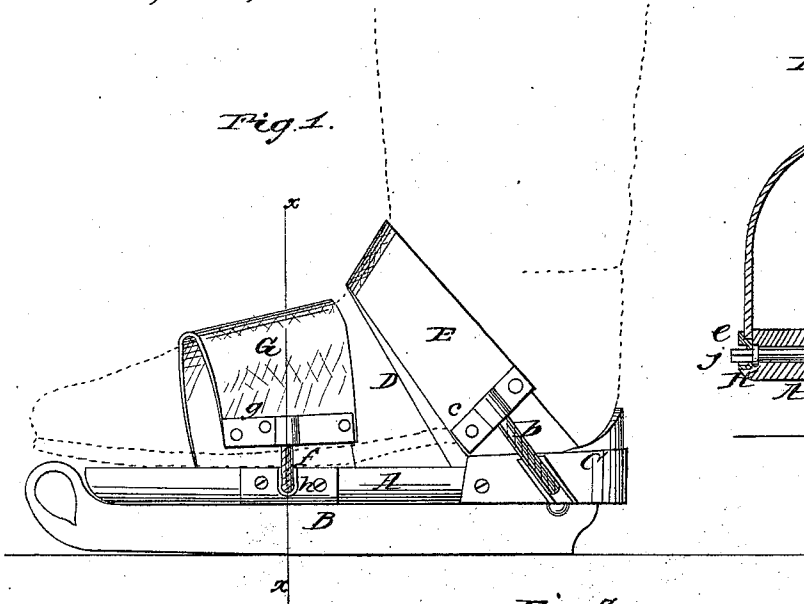
*E. Behr,*

*Skate,*

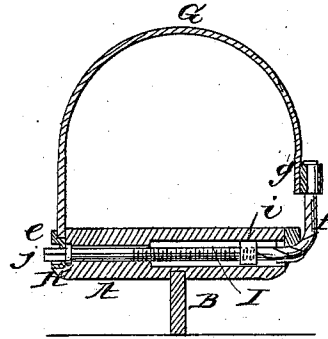
*No. 23,893,*

*Patented May 10, 1859.*

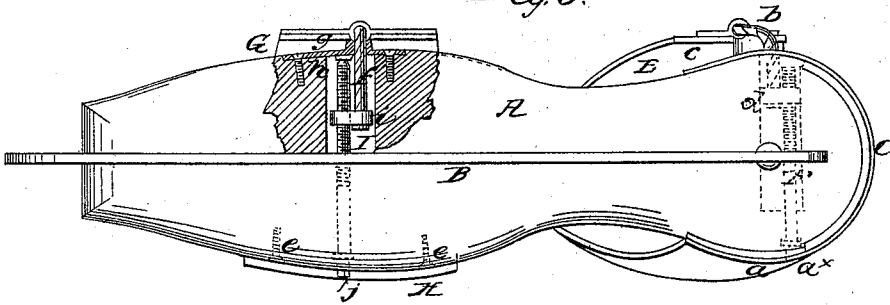
*Fig. 1.*



*Fig. 2.*



*Fig. 3.*



*Inventor*

*Edward Behr*

*Witnesses*

*S. H. Hales*  
*Mich. Hughes*

# UNITED STATES PATENT OFFICE.

EDWARD BEHR, OF NEW YORK, N. Y.

## SKATE-FASTENING.

Specification of Letters Patent No. 23,893, dated May 10, 1859.

To all whom it may concern:

Be it known that I, EDWARD BEHR, of the city, county, and State of New York, have invented a new and useful Improvement in Attaching Skates to the Feet; and I do hereby declare that the following is a full, clear, and exact description of the same, reference being had to the annexed drawings, making a part of this specification, in which—

Figure 1, is a side view of a skate attached to the foot according to my invention; Fig. 2, a detached transverse vertical section of ditto taken in the line *x, x*, Fig. 1. Fig. 3, is an inverted plan of ditto.

Similar letters of reference indicate corresponding parts in the several figures.

This invention relates to an improvement in a mode of attaching skates to the feet which was recently patented by me, the Letters Patent bearing date March 29th 1859.

The within described improvement consists in straining or tightening the toe and heel straps by means of screws and nuts fitted within the stock of the skate in such a manner that they do not project from the sides thereof and therefore cannot as in the patented case previously alluded to offer any obstruction or be an encumbrance in any way.

To enable those skilled in the art to fully understand and construct my invention I will proceed to describe it.

A, represents the stock of a skate and B, is the iron or runner. These parts may be constructed in the usual way and therefore do not require a minute description.

C, is a metal plate which is secured to the heel of the stock A, and projects a short distance above its upper edge, said plate extending all around the heel, as shown clearly in Fig. 3, and forming a socket to receive the heel of the boot or shoe D, of the wearer, see Fig. 1.

E, is a heel strap which may be of leather and attached permanently at one end to one side of the heel of the stock as shown at *a*. The heel strap E, extends over the back part of the instep as shown clearly in Fig. 1, and

a cord *b*, is attached to its end *c*, said cord passing through a hole in the plate C, into the heel of the stock and having its end attached to a nut *d*, which is fitted on a screw rod F, placed in the heel of the stock and has one end projecting from the side of the stock opposite to that where the cord *b*, passes into it, see dotted lines Fig. 3. The outer end of the screw rod F, has a square *e*, formed on it to receive a key for the purpose of turning it.

G, is a toe strap which may be also of leather and secured to one side of the stock A, by a plate H, and screws *e*, and at such a point that the strap may pass over the front part of the instep, see Fig. 1. The toe strap G, also has a cord *f*, attached to its end *g*, and said cord passes through a hole in a plate *h*, and into the side of the stock A, opposite to that where the strap is attached to the stock. The cord *f*, is attached to a nut *i*, which is fitted on a screw rod I, which passes through the plate H, into the stock and has a square *j*, on its outer end. See Figs. 2 and 3.

From the above description it will be seen that by turning the screw rods I, F, the toe and heel straps G, E, may be tightened or drawn around the foot as snugly as desired so as to fasten the skate firmly thereto without inconvenience to the foot and at the same time without having any projecting parts to serve as obstructions or encumbrances.

Having thus described my invention what I claim as new and desire to secure by Letters Patent, is,

Drawing or tightening the toe and heel straps G, E, of the skate around the foot of the wearer by means of the screw rods F, I, and nuts *d*, *i*, fitted in the stock A, one end of the straps being attached to the stock A, and the opposite ends to the nuts by means of the cords *b*, *f*, or their equivalents substantially as and for the purpose set forth.

EDWARD BEHR.

Witnesses:

S. H. WALES,  
MICH. HUGHES.